
	Project	SPORIFY	Document Type	OQ Script
			Document Version	1.0
Document Name	AG_SPOR_2026.1.0.0_OQ_AuthenticationLogs		Page	Page 1 of 78

Pre Execution Signatures

Authored by :	Saklen Sahil 00004944 Author	Date:	28 Apr 2026 at 04:27 PM
Reviewed By :	Santhosh Subramanyam 00002803 Reviewer	Date:	28 Apr 2026 at 04:33 PM
Approved By :	Arun Dominick 00002459 Approver	Date:	28 Apr 2026 at 04:35 PM

	Project	SPORIFY	Document Type	OQ Script
			Document Version	1.0
Document Name	AG_SPOR_2026.1.0.0_OQ_AuthenticationLogs		Page	Page 2 of 78

1. Purpose

To verify the below user requirements:

FR_ADM_LOG_005: The system shall allow the user to access the Authentication Logs.

FR_ADM_LOG_009: The system shall allow the user to export the current authentication logs to Excel, download the exported file, and have the export action recorded in the audit trail.

FR_ADM_LOG_011: The system shall allow administrators to filter Authentication Logs by Date Range, Result, Username, Browser, and IP Address.


Record the following

Product Name	<i>SPORIFY</i>
Product Version	<i>2026.1.0.0</i>
Test Script Approval Status	<i>Approved</i>
Execution Date	<i>28 Apr 2026 at 06:25 PM</i>
Execution Status	<i>Passed</i>
Execution Approval Status	<i>Approved</i>
Run Name[Run ID]	<i>Run_4-28_17-43-53[3126]</i>

2. Pre-Requisites

1. Pre-Validation plan is approved
2. Tester to complete the required trainings on the application/product/system/ validation testing requirements.
3. ALM Access with respect to project shall be provided.
4. OQ shall be reviewed and approved for execution.
5. IQ script is executed successfully

3. Test Conditions

	Project	SPORIFY	Document Type	OQ Script
			Document Version	1.0
Document Name	AG_SPOR_2026.1.0.0_OQ_AuthenticationLogs		Page	Page 3 of 78


Not Applicable

4. Special Instructions

1. The tester shall capture, where possible, objective evidences of the input, the results such as change in status on the status bar, and System generated values, message box, error messages etc., with the System Date and Time stamps of the execution.
2. Steps marked as *PS* shall capture screenshots relevant to that step along with System Date and Time stamps of the execution.
3. The executor shall enter the 'Actual Results' column as "AE" which is an abbreviated for "As Expected" provided the result matches the expected results
4. 'NA' in the Test Data Column represents that there is no Test Data applicable for that step.


5. Execution Environment

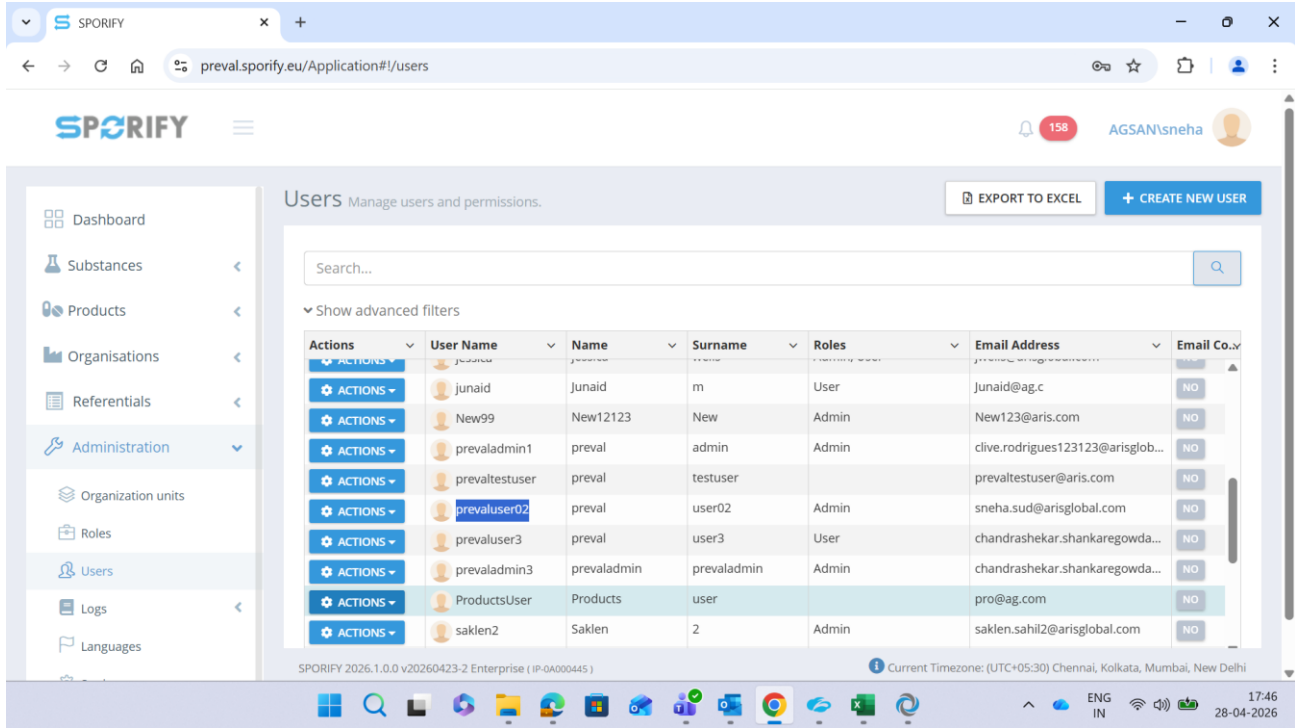
Validation


	Project	SPORIFY	Document Type	OQ Script
			Document Version	1.0
Document Name	AG_SPOR_2026.1.0.0_OQ_AuthenticationLogs		Page	Page 4 of 78

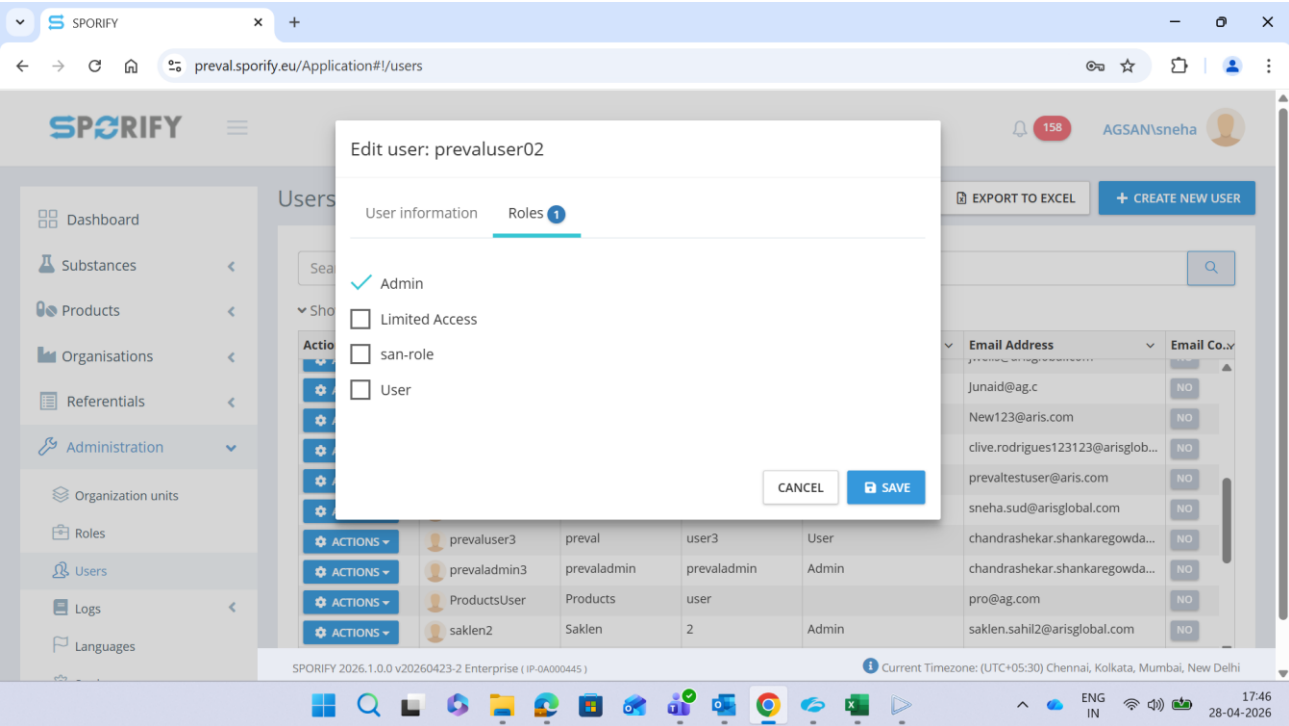
6. Test Steps


Step No	Procedure Steps	Test Data	Expected Results	Actual Results	Test Status
Step 1	Pre-requisite: User is available with Admin permission. *PS*	User Name: <pvadminuser> with permissions Administration	All Pre-requisites are met.	User Name: prevaluser02 with permissions Administration AE Sneha S 28 Apr 2026 at 05:48 PM	Passed

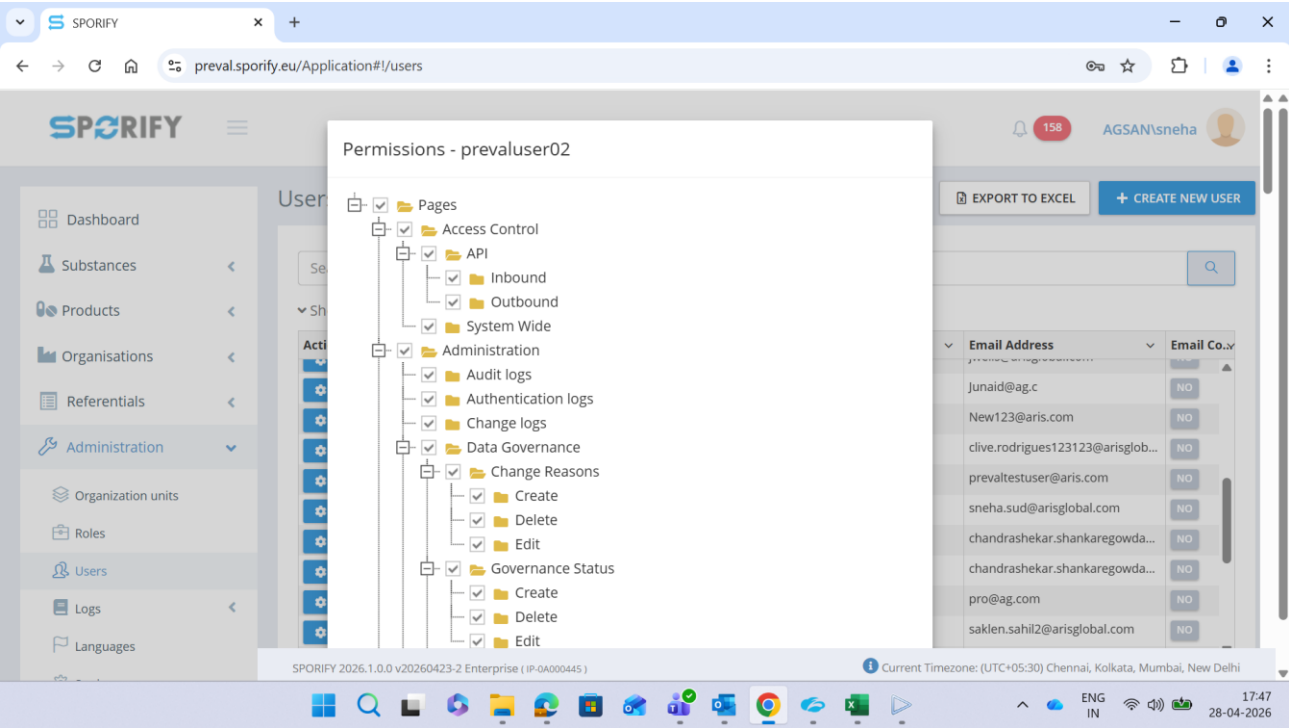
	Project	SPORIFY	Document Type	OQ Script
			Document Version	1.0
Document Name	AG_SPOR_2026.1.0.0_OQ_AuthenticationLogs		Page	Page 5 of 78


Step No	Procedure Steps	Test Data	Expected Results	Actual Results	Test Status
					

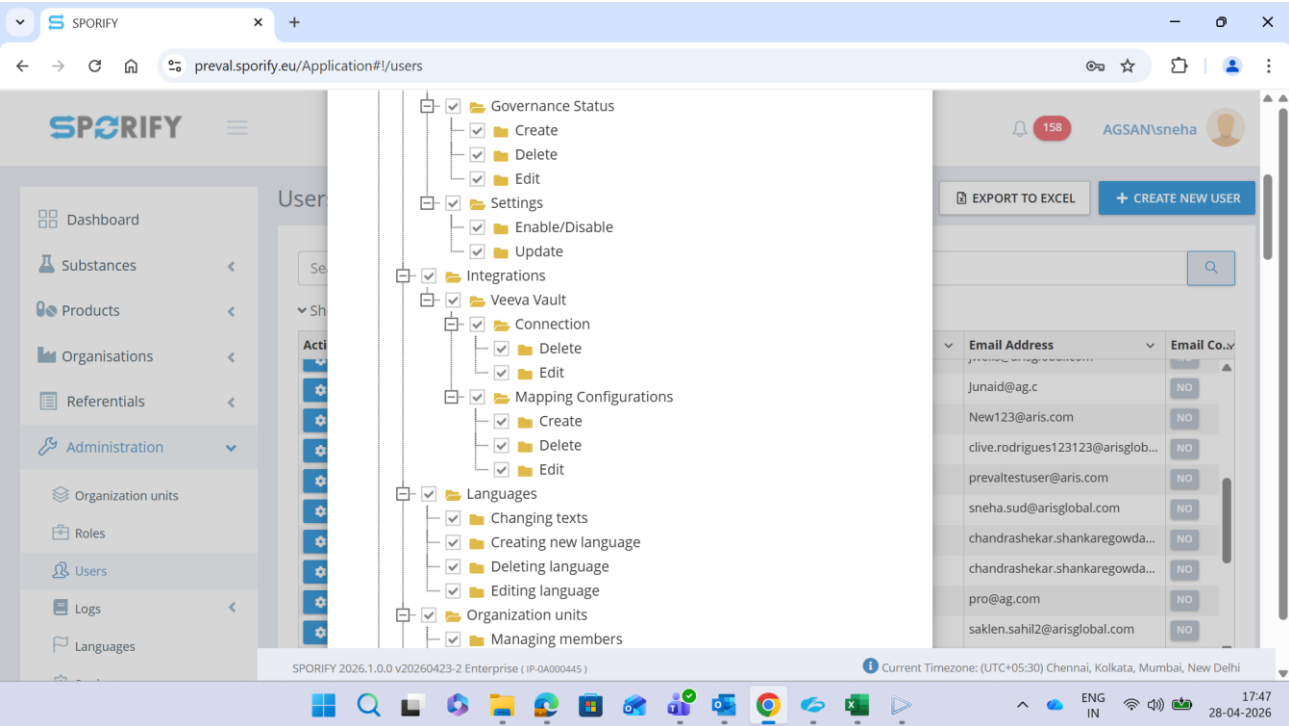
	Project	SPORIFY	Document Type	OQ Script
			Document Version	1.0
Document Name	AG_SPOR_2026.1.0.0_OQ_AuthenticationLogs		Page	Page 6 of 78


Step No	Procedure Steps	Test Data	Expected Results	Actual Results	Test Status
	 <p>The screenshot shows the SPORIFY user management interface. A modal dialog titled "Edit user: prevaluser02" is open, displaying the "Roles" tab. The "Admin" role is selected with a checked checkbox, while "Limited Access", "san-role", and "User" are unselected. The background shows a list of users with columns for "Email Address" and "Email Co...". The system tray at the bottom indicates the current time zone as (UTC+05:30) Chennai, Kolkata, Mumbai, New Delhi, and the date as 28-04-2026.</p>				

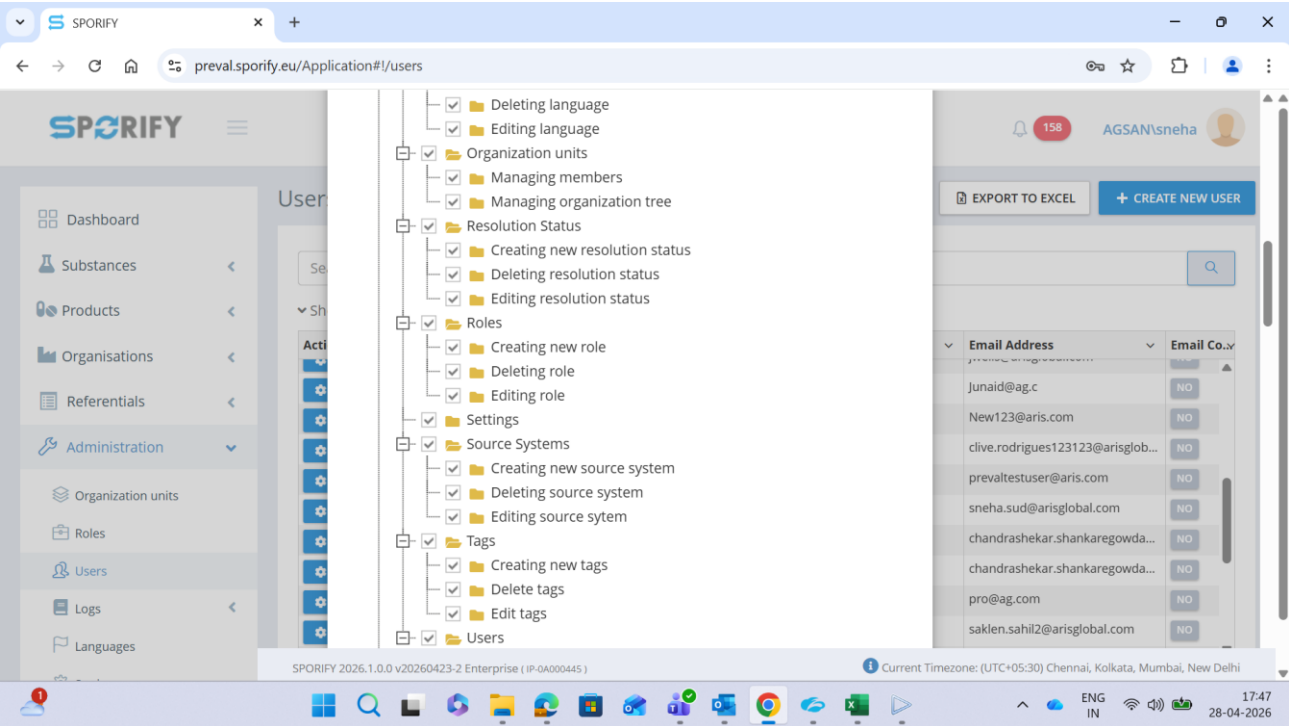
	Project	SPORIFY	Document Type	OQ Script
			Document Version	1.0
Document Name	AG_SPOR_2026.1.0.0_OQ_AuthenticationLogs		Page	Page 7 of 78


Step No	Procedure Steps	Test Data	Expected Results	Actual Results	Test Status
	 <p>The screenshot shows the SPORIFY user management interface. A modal window titled 'Permissions - prevaluser02' is open, displaying a tree view of permissions. The permissions are organized into several categories, all of which are checked:</p> <ul style="list-style-type: none"> Pages Access Control <ul style="list-style-type: none"> API <ul style="list-style-type: none"> Inbound Outbound System Wide Administration <ul style="list-style-type: none"> Audit logs Authentication logs Change logs Data Governance Change Reasons <ul style="list-style-type: none"> Create Delete Edit Governance Status <ul style="list-style-type: none"> Create Delete Edit <p>In the background, a table of users is visible with columns for 'Email Address' and 'Email Co...'. The table contains several entries, including 'Junaid@ag.c', 'New123@aris.com', and 'prevaltestuser@aris.com'. The status for each entry is 'NO'.</p>				

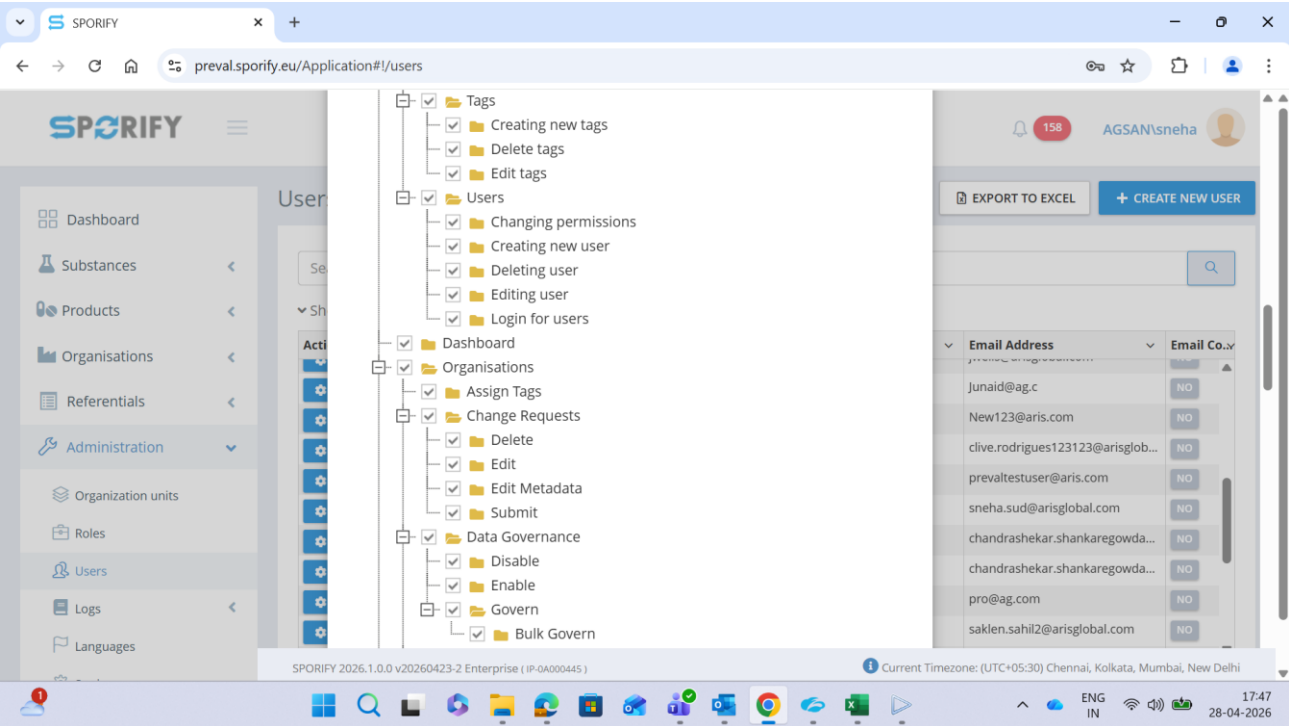
	Project	SPORIFY	Document Type	OQ Script
			Document Version	1.0
Document Name	AG_SPOR_2026.1.0.0_OQ_AuthenticationLogs		Page	Page 8 of 78


Step No	Procedure Steps	Test Data	Expected Results	Actual Results	Test Status
					

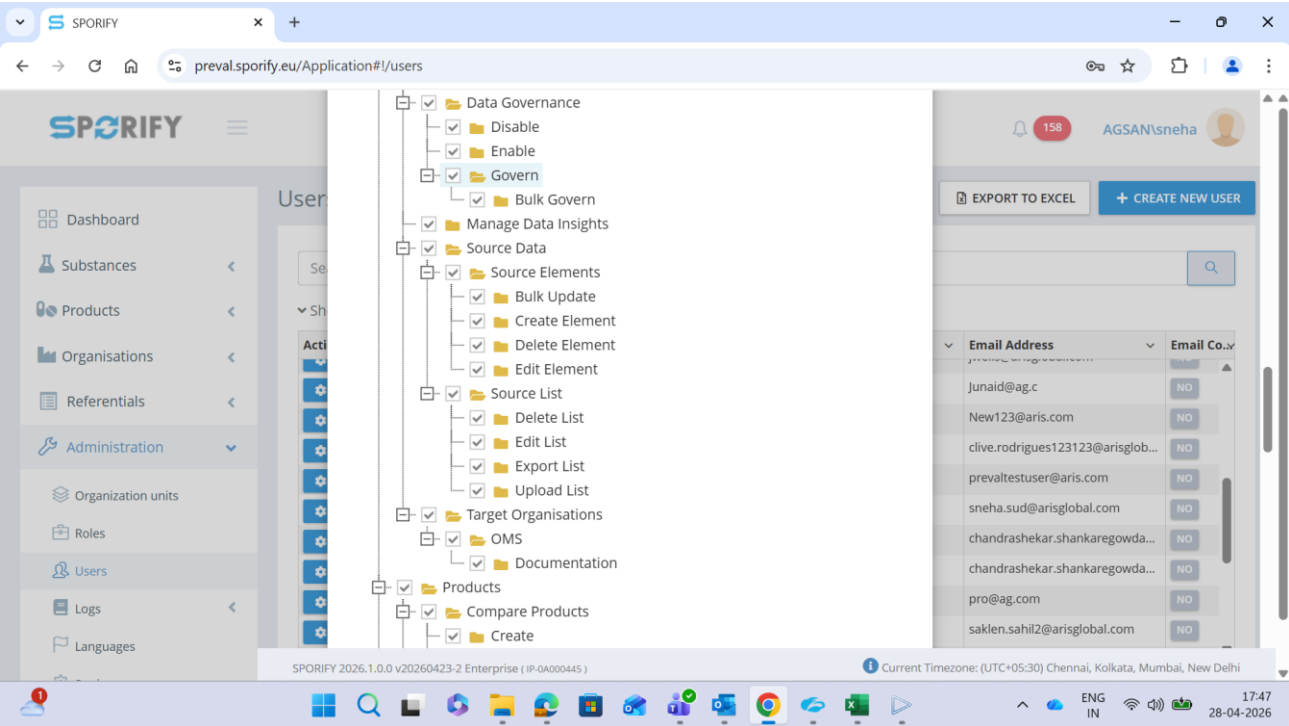
	Project	SPORIFY	Document Type	OQ Script
			Document Version	1.0
Document Name	AG_SPOR_2026.1.0.0_OQ_AuthenticationLogs		Page	Page 9 of 78


Step No	Procedure Steps	Test Data	Expected Results	Actual Results	Test Status																				
	 <p>The screenshot displays the SPORIFY application interface. On the left is a navigation menu with categories like Dashboard, Substances, Products, Organisations, Referentials, Administration, and Languages. The central area shows a tree view of system components, including folders for Deleting language, Editing language, Organization units, Managing members, Managing organization tree, Resolution Status, Roles, Settings, Source Systems, Tags, and Users. The right panel shows a user management interface with a table of users.</p> <table border="1"> <thead> <tr> <th>Email Address</th> <th>Email Co.v</th> </tr> </thead> <tbody> <tr> <td>Junaid@ag.c</td> <td>NO</td> </tr> <tr> <td>New123@aris.com</td> <td>NO</td> </tr> <tr> <td>clive.rodrigues123123@arisglob...</td> <td>NO</td> </tr> <tr> <td>prevaltestuser@aris.com</td> <td>NO</td> </tr> <tr> <td>sneha.sud@arisglobal.com</td> <td>NO</td> </tr> <tr> <td>chandrashekar.shankaregowda...</td> <td>NO</td> </tr> <tr> <td>chandrashekar.shankaregowda...</td> <td>NO</td> </tr> <tr> <td>pro@ag.com</td> <td>NO</td> </tr> <tr> <td>saklen.sahil2@arisglobal.com</td> <td>NO</td> </tr> </tbody> </table>					Email Address	Email Co.v	Junaid@ag.c	NO	New123@aris.com	NO	clive.rodrigues123123@arisglob...	NO	prevaltestuser@aris.com	NO	sneha.sud@arisglobal.com	NO	chandrashekar.shankaregowda...	NO	chandrashekar.shankaregowda...	NO	pro@ag.com	NO	saklen.sahil2@arisglobal.com	NO
Email Address	Email Co.v																								
Junaid@ag.c	NO																								
New123@aris.com	NO																								
clive.rodrigues123123@arisglob...	NO																								
prevaltestuser@aris.com	NO																								
sneha.sud@arisglobal.com	NO																								
chandrashekar.shankaregowda...	NO																								
chandrashekar.shankaregowda...	NO																								
pro@ag.com	NO																								
saklen.sahil2@arisglobal.com	NO																								

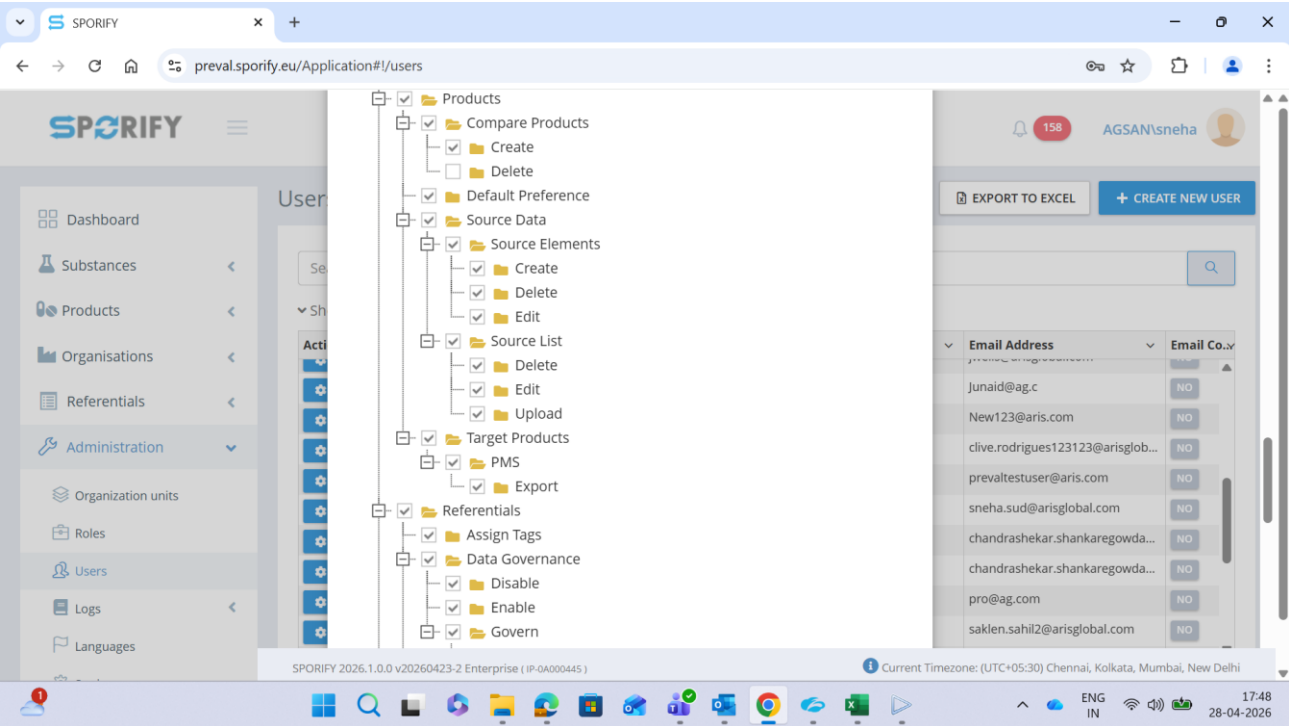
	Project	SPORIFY	Document Type	OQ Script
			Document Version	1.0
Document Name	AG_SPOR_2026.1.0.0_OQ_AuthenticationLogs		Page	Page 10 of 78


Step No	Procedure Steps	Test Data	Expected Results	Actual Results	Test Status																				
	 <p>The screenshot displays the SPORIFY application interface. On the left is a navigation menu with categories like Dashboard, Substances, Products, Organisations, Referentials, Administration, and Languages. The central area shows a tree view of system functions, including Tags, Users, Dashboard, Organisations, Change Requests, Data Governance, and Bulk Govern. On the right, there is a user management section with a table of users.</p> <table border="1" data-bbox="1134 665 1459 982"> <thead> <tr> <th>Email Address</th> <th>Email Co...</th> </tr> </thead> <tbody> <tr><td>Junaid@ag.c</td><td>NO</td></tr> <tr><td>New123@aris.com</td><td>NO</td></tr> <tr><td>clive.rodriguez123123@arisglob...</td><td>NO</td></tr> <tr><td>prevaltestuser@aris.com</td><td>NO</td></tr> <tr><td>sneha.sud@arisglobal.com</td><td>NO</td></tr> <tr><td>chandrashekar.shankaregowda...</td><td>NO</td></tr> <tr><td>chandrashekar.shankaregowda...</td><td>NO</td></tr> <tr><td>pro@ag.com</td><td>NO</td></tr> <tr><td>saklen.sahil2@arisglobal.com</td><td>NO</td></tr> </tbody> </table>					Email Address	Email Co...	Junaid@ag.c	NO	New123@aris.com	NO	clive.rodriguez123123@arisglob...	NO	prevaltestuser@aris.com	NO	sneha.sud@arisglobal.com	NO	chandrashekar.shankaregowda...	NO	chandrashekar.shankaregowda...	NO	pro@ag.com	NO	saklen.sahil2@arisglobal.com	NO
Email Address	Email Co...																								
Junaid@ag.c	NO																								
New123@aris.com	NO																								
clive.rodriguez123123@arisglob...	NO																								
prevaltestuser@aris.com	NO																								
sneha.sud@arisglobal.com	NO																								
chandrashekar.shankaregowda...	NO																								
chandrashekar.shankaregowda...	NO																								
pro@ag.com	NO																								
saklen.sahil2@arisglobal.com	NO																								

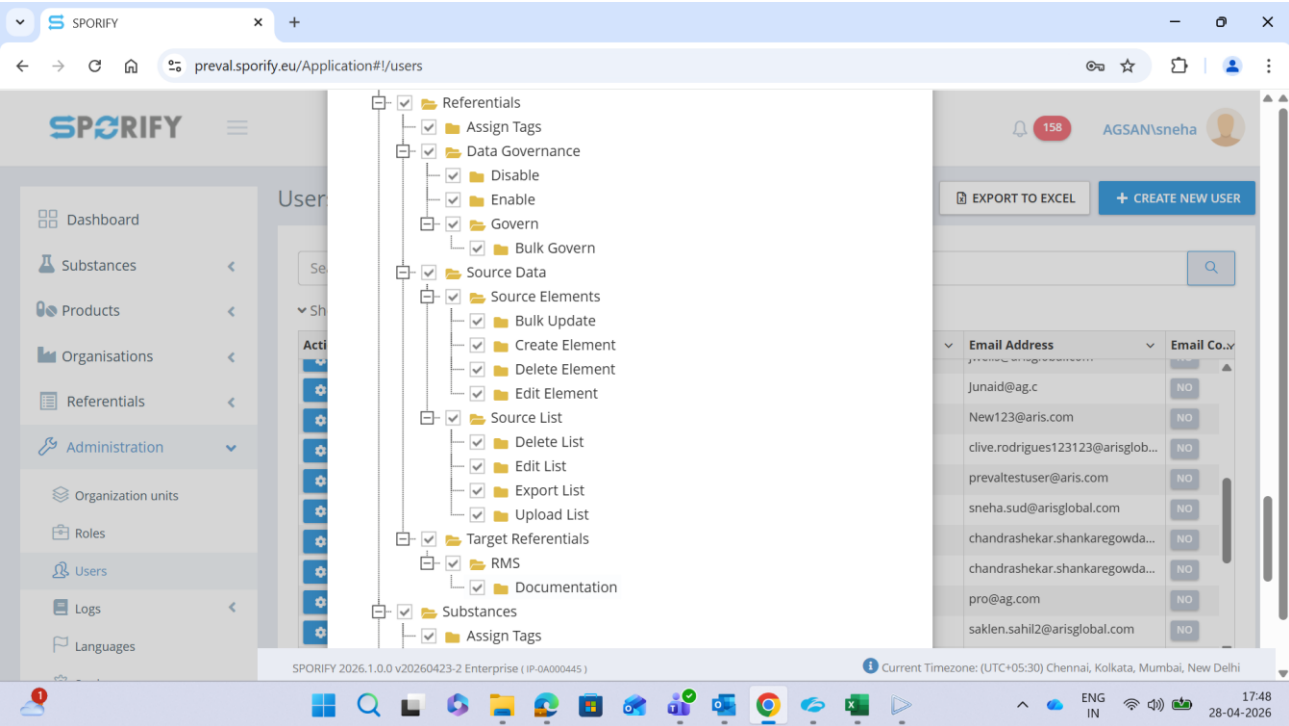
	Project	SPORIFY	Document Type	OQ Script
			Document Version	1.0
Document Name	AG_SPOR_2026.1.0.0_OQ_AuthenticationLogs		Page	Page 11 of 78


Step No	Procedure Steps	Test Data	Expected Results	Actual Results	Test Status																				
	 <p>The screenshot displays the SPORIFY web application interface. On the left is a navigation menu with options like Dashboard, Substances, Products, Organisations, Referentials, Administration, Organization units, Roles, Users, Logs, and Languages. The main area shows a tree view of system components such as Data Governance, Manage Data Insights, Source Data, Source Elements, Source List, Target Organisations, Products, and Compare Products. On the right, there is a table with the following data:</p> <table border="1"> <thead> <tr> <th>Email Address</th> <th>Email Co...</th> </tr> </thead> <tbody> <tr><td>Junaid@ag.c</td><td>NO</td></tr> <tr><td>New123@aris.com</td><td>NO</td></tr> <tr><td>clive.rodrigues123123@arisglob...</td><td>NO</td></tr> <tr><td>prevaltestuser@aris.com</td><td>NO</td></tr> <tr><td>sneha.sud@arisglobal.com</td><td>NO</td></tr> <tr><td>chandrashekar.shankaregowda...</td><td>NO</td></tr> <tr><td>chandrashekar.shankaregowda...</td><td>NO</td></tr> <tr><td>pro@ag.com</td><td>NO</td></tr> <tr><td>saklen.sahil2@arisglobal.com</td><td>NO</td></tr> </tbody> </table>					Email Address	Email Co...	Junaid@ag.c	NO	New123@aris.com	NO	clive.rodrigues123123@arisglob...	NO	prevaltestuser@aris.com	NO	sneha.sud@arisglobal.com	NO	chandrashekar.shankaregowda...	NO	chandrashekar.shankaregowda...	NO	pro@ag.com	NO	saklen.sahil2@arisglobal.com	NO
Email Address	Email Co...																								
Junaid@ag.c	NO																								
New123@aris.com	NO																								
clive.rodrigues123123@arisglob...	NO																								
prevaltestuser@aris.com	NO																								
sneha.sud@arisglobal.com	NO																								
chandrashekar.shankaregowda...	NO																								
chandrashekar.shankaregowda...	NO																								
pro@ag.com	NO																								
saklen.sahil2@arisglobal.com	NO																								

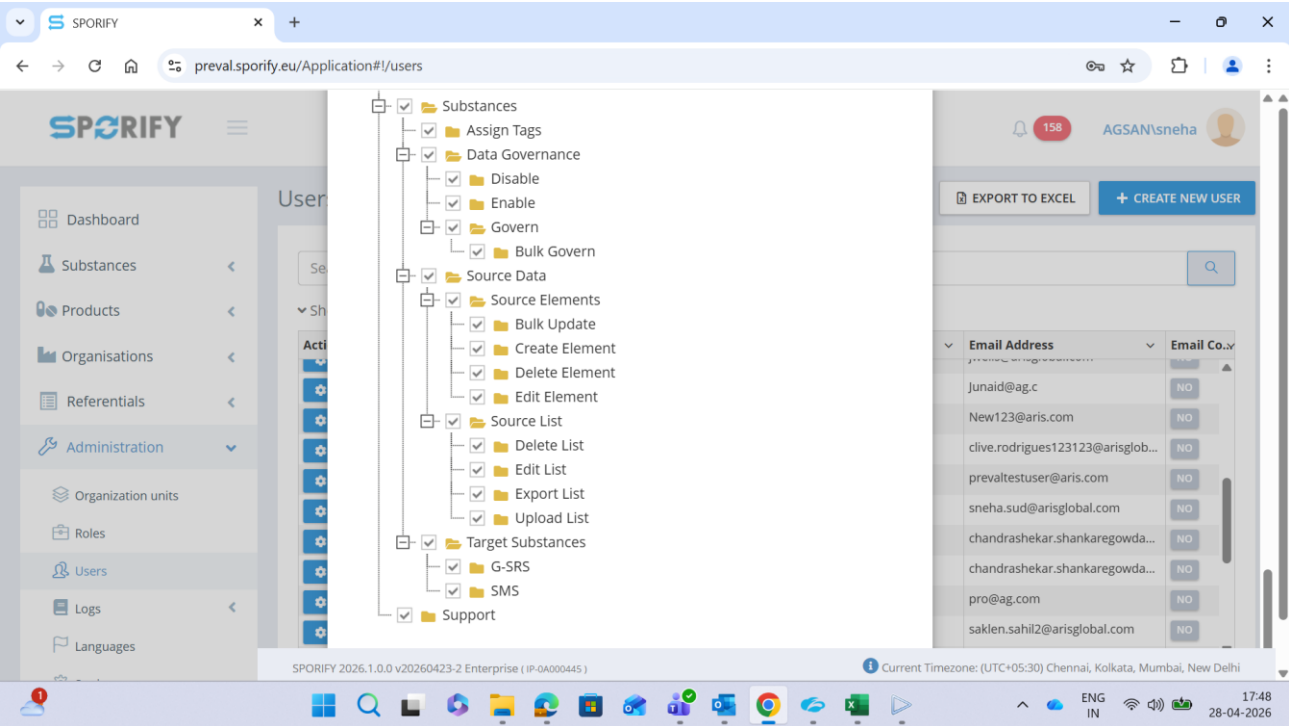
	Project	SPORIFY	Document Type	OQ Script
			Document Version	1.0
Document Name	AG_SPOR_2026.1.0.0_OQ_AuthenticationLogs		Page	Page 12 of 78


Step No	Procedure Steps	Test Data	Expected Results	Actual Results	Test Status
	 <p>The screenshot displays the SPORIFY application interface. On the left is a navigation menu with options like Dashboard, Substances, Products, Organisations, Referentials, and Administration. The main area shows a tree view of folders including Products, Compare Products, Create, Delete, Default Preference, Source Data, Source Elements, Source List, Target Products, PMS, Export, Referentials, Assign Tags, Data Governance, Disable, Enable, and Govern. On the right, there is a panel with a 'CREATE NEW USER' button and a table with columns 'Email Address' and 'Email Co...'. The table contains several rows of email addresses, each with a 'NO' button next to it. The system status bar at the bottom indicates 'SPORIFY 2026.1.0.0 v20260423-2 Enterprise (IP-0A000445)' and 'Current Timezone: (UTC+05:30) Chennai, Kolkata, Mumbai, New Delhi'.</p>				

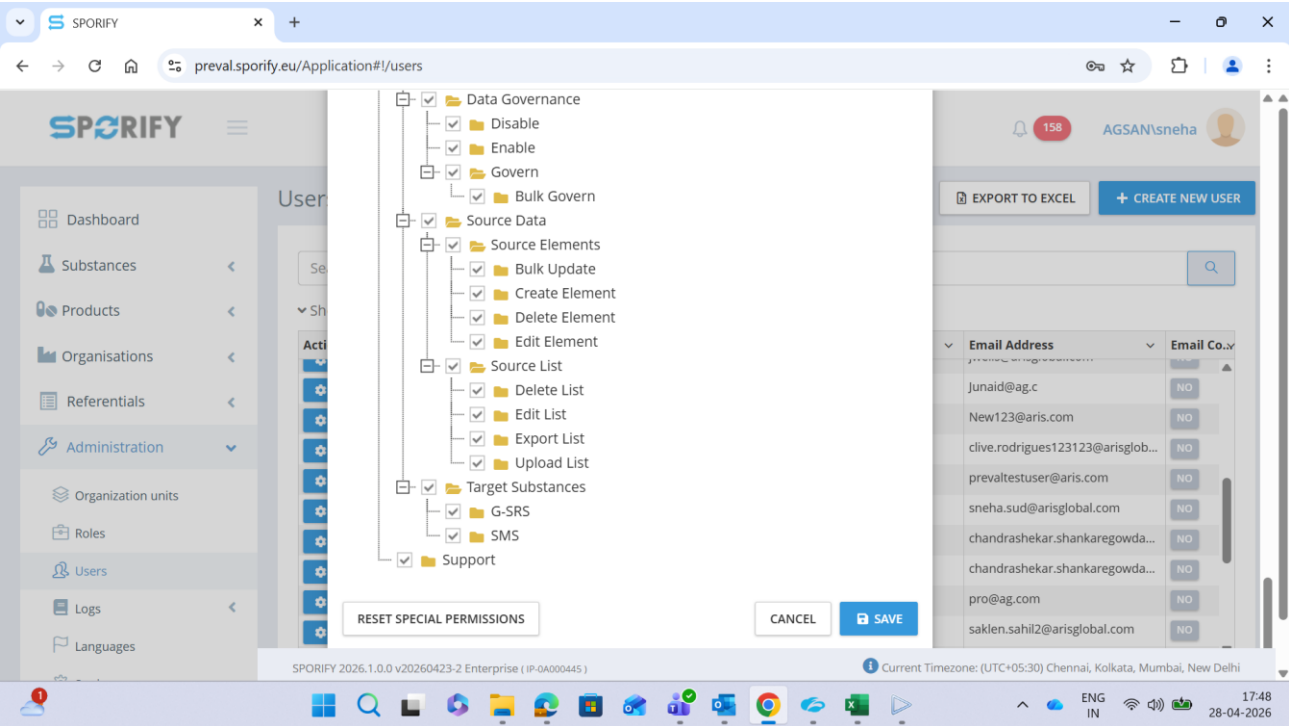
	Project	SPORIFY	Document Type	OQ Script
			Document Version	1.0
Document Name	AG_SPOR_2026.1.0.0_OQ_AuthenticationLogs		Page	Page 13 of 78


Step No	Procedure Steps	Test Data	Expected Results	Actual Results	Test Status																				
	 <p>The screenshot displays the SPORIFY web application. On the left is a navigation menu with options like Dashboard, Substances, Products, Organisations, Referentials, Administration, Organization units, Roles, Users, Logs, and Languages. The main area shows a tree view of system components such as Referentials, Assign Tags, Data Governance, Source Data, Source Elements, Source List, Target Referentials, Substances, and Assign Tags. On the right, there is a user management interface with a table of users.</p> <table border="1" data-bbox="1134 665 1459 982"> <thead> <tr> <th>Email Address</th> <th>Email Co...</th> </tr> </thead> <tbody> <tr><td>Junaid@ag.c</td><td>NO</td></tr> <tr><td>New123@aris.com</td><td>NO</td></tr> <tr><td>clive.rodrigues123123@arisglob...</td><td>NO</td></tr> <tr><td>prevaltestuser@aris.com</td><td>NO</td></tr> <tr><td>sneha.sud@arisglobal.com</td><td>NO</td></tr> <tr><td>chandrashekar.shankaregowda...</td><td>NO</td></tr> <tr><td>chandrashekar.shankaregowda...</td><td>NO</td></tr> <tr><td>pro@ag.com</td><td>NO</td></tr> <tr><td>saklen.sahil2@arisglobal.com</td><td>NO</td></tr> </tbody> </table>					Email Address	Email Co...	Junaid@ag.c	NO	New123@aris.com	NO	clive.rodrigues123123@arisglob...	NO	prevaltestuser@aris.com	NO	sneha.sud@arisglobal.com	NO	chandrashekar.shankaregowda...	NO	chandrashekar.shankaregowda...	NO	pro@ag.com	NO	saklen.sahil2@arisglobal.com	NO
Email Address	Email Co...																								
Junaid@ag.c	NO																								
New123@aris.com	NO																								
clive.rodrigues123123@arisglob...	NO																								
prevaltestuser@aris.com	NO																								
sneha.sud@arisglobal.com	NO																								
chandrashekar.shankaregowda...	NO																								
chandrashekar.shankaregowda...	NO																								
pro@ag.com	NO																								
saklen.sahil2@arisglobal.com	NO																								

	Project	SPORIFY	Document Type	OQ Script
			Document Version	1.0
Document Name	AG_SPOR_2026.1.0.0_OQ_AuthenticationLogs		Page	Page 14 of 78


Step No	Procedure Steps	Test Data	Expected Results	Actual Results	Test Status																				
	 <p>The screenshot displays the SPORIFY application interface. On the left is a navigation menu with items like Dashboard, Substances, Products, Organisations, Referentials, Administration, Organization units, Roles, Users, Logs, and Languages. The main area shows a tree view of system components including Substances, Data Governance, Source Data, Source Elements, Source List, Target Substances, and Support. On the right, a table lists email addresses and their corresponding status, all marked as 'NO'.</p> <table border="1" data-bbox="1134 665 1459 982"> <thead> <tr> <th>Email Address</th> <th>Email Co...</th> </tr> </thead> <tbody> <tr><td>Junaid@ag.c</td><td>NO</td></tr> <tr><td>New123@aris.com</td><td>NO</td></tr> <tr><td>clive.rodrigues123123@arisglob...</td><td>NO</td></tr> <tr><td>prevaltestuser@aris.com</td><td>NO</td></tr> <tr><td>sneha.sud@arisglobal.com</td><td>NO</td></tr> <tr><td>chandrashekar.shankaregowda...</td><td>NO</td></tr> <tr><td>chandrashekar.shankaregowda...</td><td>NO</td></tr> <tr><td>pro@ag.com</td><td>NO</td></tr> <tr><td>saklen.sahil2@arisglobal.com</td><td>NO</td></tr> </tbody> </table>					Email Address	Email Co...	Junaid@ag.c	NO	New123@aris.com	NO	clive.rodrigues123123@arisglob...	NO	prevaltestuser@aris.com	NO	sneha.sud@arisglobal.com	NO	chandrashekar.shankaregowda...	NO	chandrashekar.shankaregowda...	NO	pro@ag.com	NO	saklen.sahil2@arisglobal.com	NO
Email Address	Email Co...																								
Junaid@ag.c	NO																								
New123@aris.com	NO																								
clive.rodrigues123123@arisglob...	NO																								
prevaltestuser@aris.com	NO																								
sneha.sud@arisglobal.com	NO																								
chandrashekar.shankaregowda...	NO																								
chandrashekar.shankaregowda...	NO																								
pro@ag.com	NO																								
saklen.sahil2@arisglobal.com	NO																								

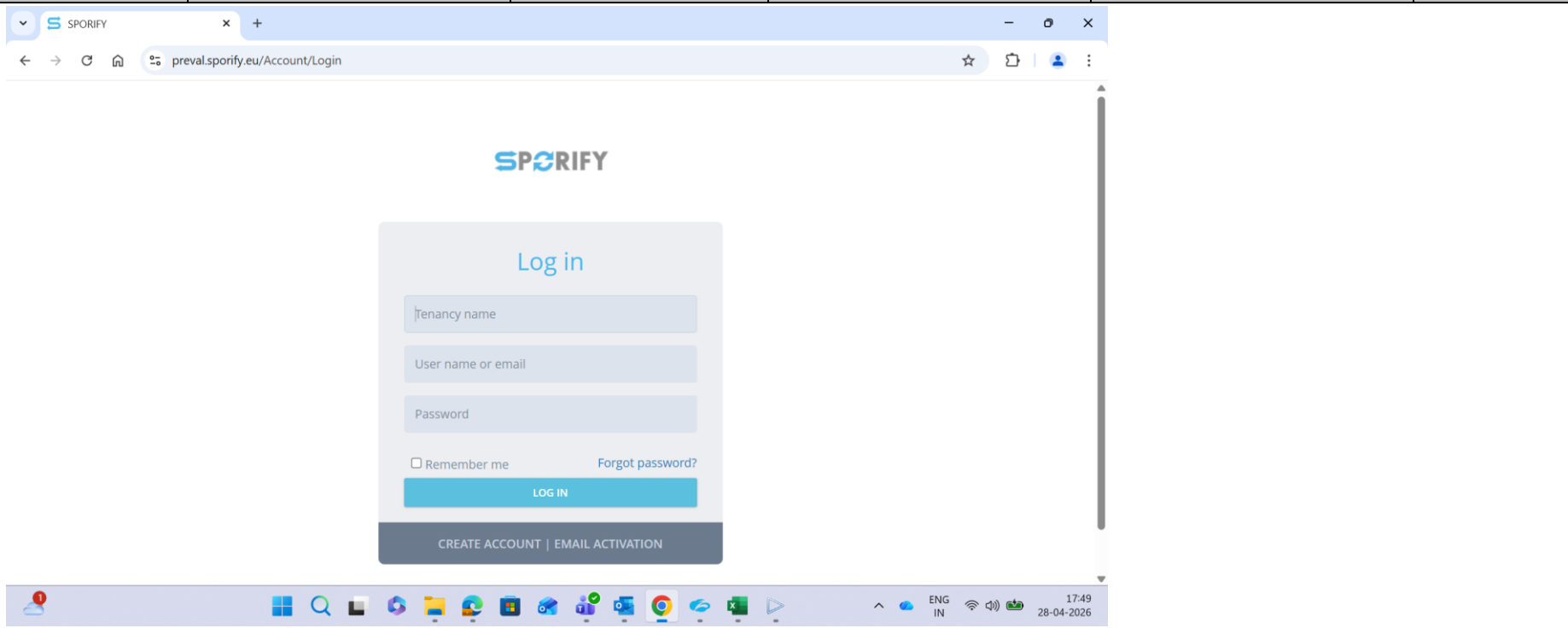
	Project	SPORIFY	Document Type	OQ Script
			Document Version	1.0
Document Name	AG_SPOR_2026.1.0.0_OQ_AuthenticationLogs		Page	Page 15 of 78


Step No	Procedure Steps	Test Data	Expected Results	Actual Results	Test Status
	 <p>The screenshot shows the SPORIFY application interface. On the left is a navigation menu with options like Dashboard, Substances, Products, Organisations, Referentials, Administration, Organization units, Roles, Users, Logs, and Languages. The main area displays a permissions configuration window for a user. The window has a tree view of permissions with checkboxes for various actions. A table on the right shows a list of users with their email addresses and a 'NO' status in the 'Email Co.v' column. The table has columns for 'Email Address' and 'Email Co.v'. The users listed are Junaid@ag.c, New123@aris.com, clive.rodrigues123123@arisglob..., prevaltestuser@aris.com, sneha.sud@arisglobal.com, chandrashekar.shankaregowda..., chandrashekar.shankaregowda..., pro@ag.com, and saklen.sahil2@arisglobal.com. At the bottom of the window, there are buttons for 'RESET SPECIAL PERMISSIONS', 'CANCEL', and 'SAVE'. The system tray at the bottom shows the date and time as 17:48 on 28-04-2026.</p>				

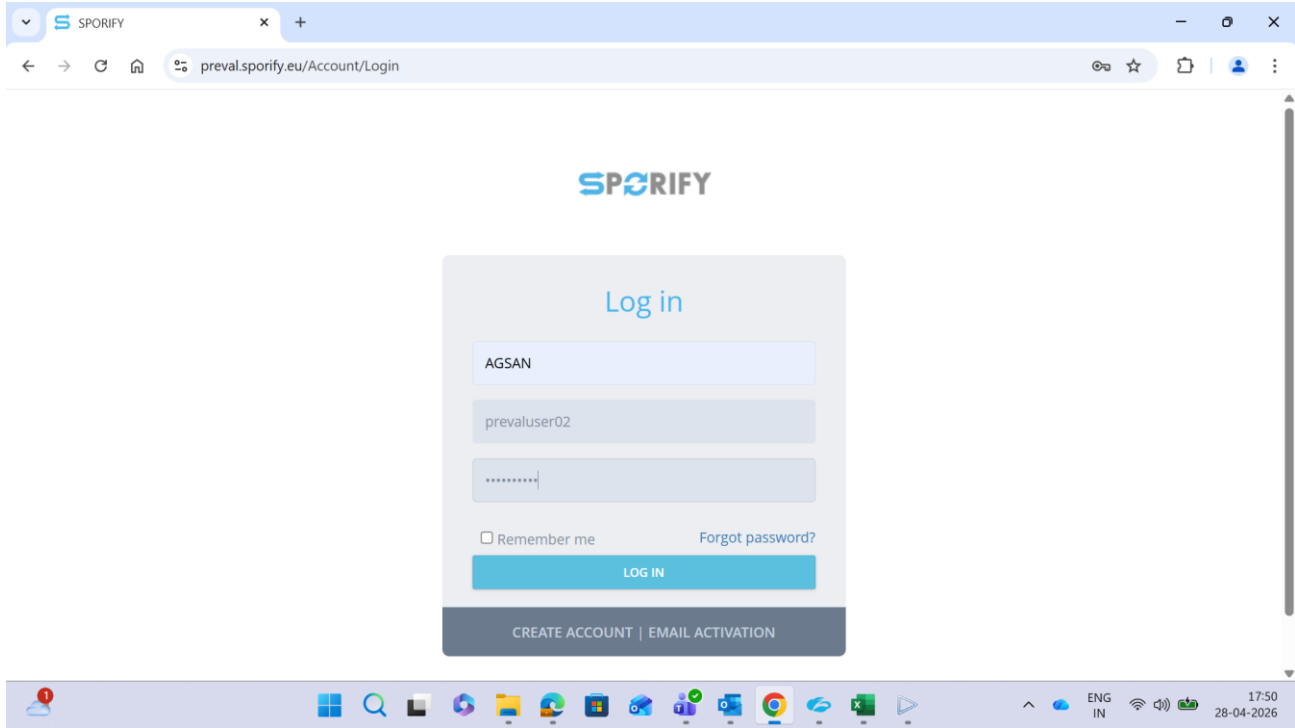
	Project	SPORIFY	Document Type	OQ Script
			Document Version	1.0
Document Name	AG_SPOR_2026.1.0.0_OQ_AuthenticationLogs		Page	Page 16 of 78


Step No	Procedure Steps	Test Data	Expected Results	Actual Results	Test Status
Step 2	Launch the SPORIFY application and enter the details as mentioned in test data column. Click on LOGIN button. *PS*	URL: <https://preval.sporify.eu/Account/Login> Tenancy name : <preval> User name or email: <pvadminuser> Password: <Enter valid password of the user>	The SPORIFY application homepage is displayed.	URL: https://preval.sporify.eu/Account/Login Tenancy name : AGSAN User name or email: prevaluser02 AE Sneha S 28 Apr 2026 at 05:51 PM	Passed

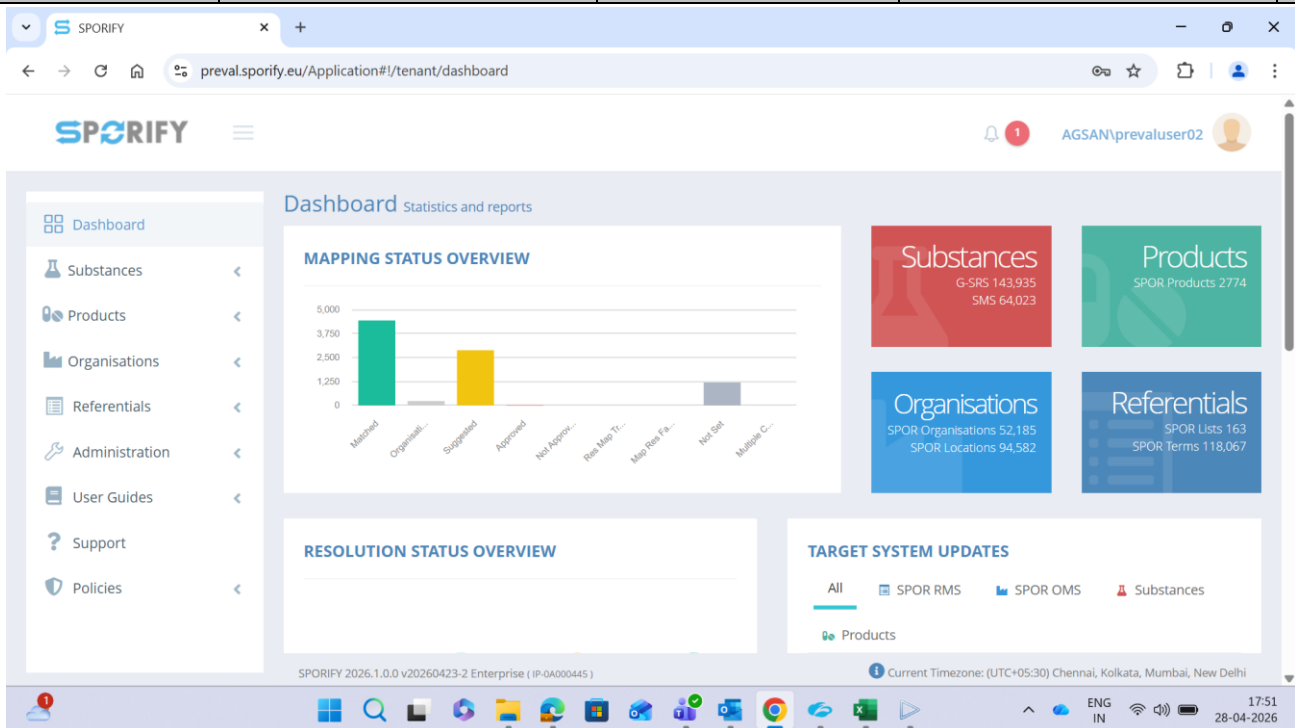
	Project	SPORIFY	Document Type	OQ Script
			Document Version	1.0
Document Name	AG_SPOR_2026.1.0.0_OQ_AuthenticationLogs		Page	Page 17 of 78


Step No	Procedure Steps	Test Data	Expected Results	Actual Results	Test Status
					

	Project	SPORIFY	Document Type	OQ Script
			Document Version	1.0
Document Name	AG_SPOR_2026.1.0.0_OQ_AuthenticationLogs		Page	Page 18 of 78

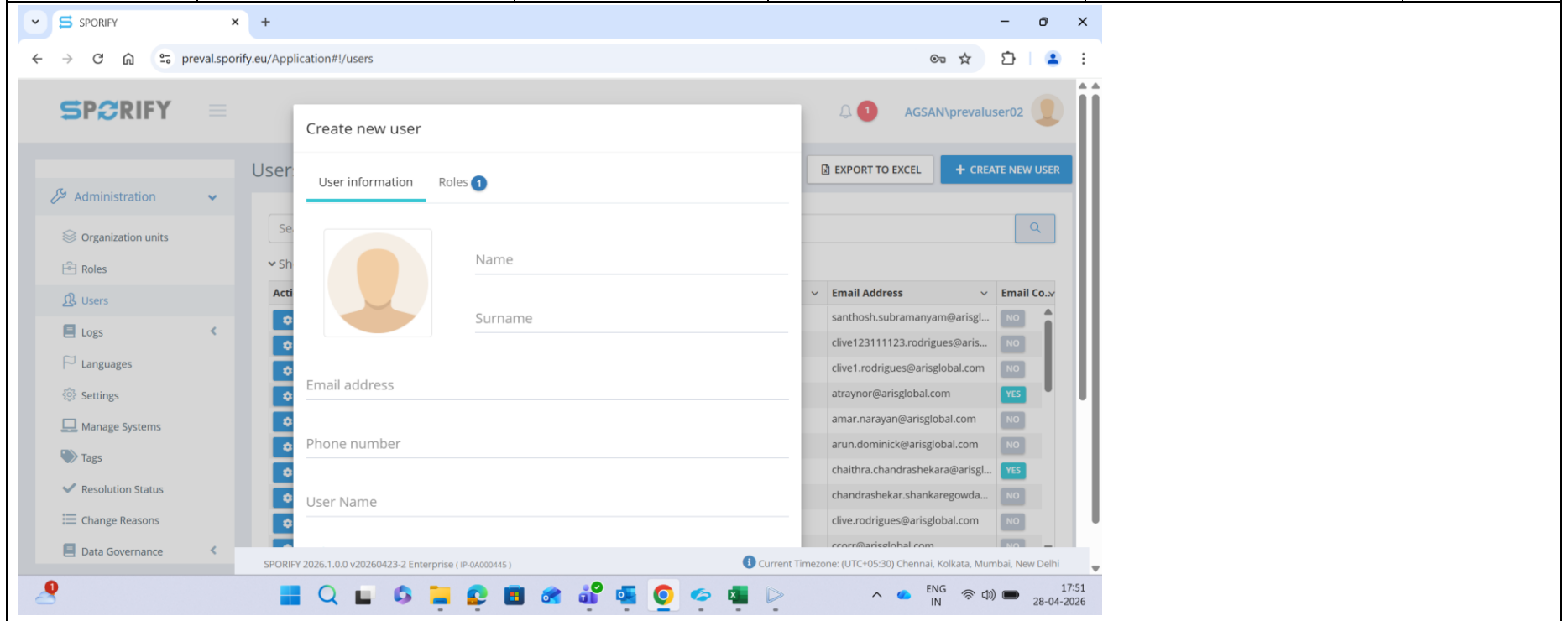
Step No	Procedure Steps	Test Data	Expected Results	Actual Results	Test Status
					


	Project	SPORIFY	Document Type	OQ Script
			Document Version	1.0
Document Name	AG_SPOR_2026.1.0.0_OQ_AuthenticationLogs		Page	Page 19 of 78

Step No	Procedure Steps	Test Data	Expected Results	Actual Results	Test Status
	 <p>The screenshot shows the SPORIFY dashboard interface. At the top, there's a navigation bar with the SPORIFY logo and a user profile for 'AGSAN\prevaluser02'. The main content area is divided into several sections:</p> <ul style="list-style-type: none"> Dashboard Statistics and reports: Includes a 'MAPPING STATUS OVERVIEW' bar chart, 'Substances' (G-SRS 143,935, SMS 64,023), 'Products' (SPOR Products 2774), 'Organisations' (SPOR Organisations 52,185, SPOR Locations 94,582), and 'Referentials' (SPOR Lists 163, SPOR Terms 118,067). RESOLUTION STATUS OVERVIEW: A section with a blank area for data. TARGET SYSTEM UPDATES: A section with filters for 'All', 'SPOR RMS', 'SPOR OMS', and 'Substances', and a 'Products' category. <p>The bottom of the dashboard shows system information: 'SPORIFY 2026.1.0.0 v20260423-2 Enterprise (IP-0A000445)' and 'Current Timezone: (UTC+05:30) Chennai, Kolkata, Mumbai, New Delhi'. The Windows taskbar at the bottom indicates the time is 17:51 on 28-04-2026.</p>				


	Project	SPORIFY	Document Type	OQ Script
			Document Version	1.0
Document Name	AG_SPOR_2026.1.0.0_OQ_AuthenticationLogs		Page	Page 20 of 78

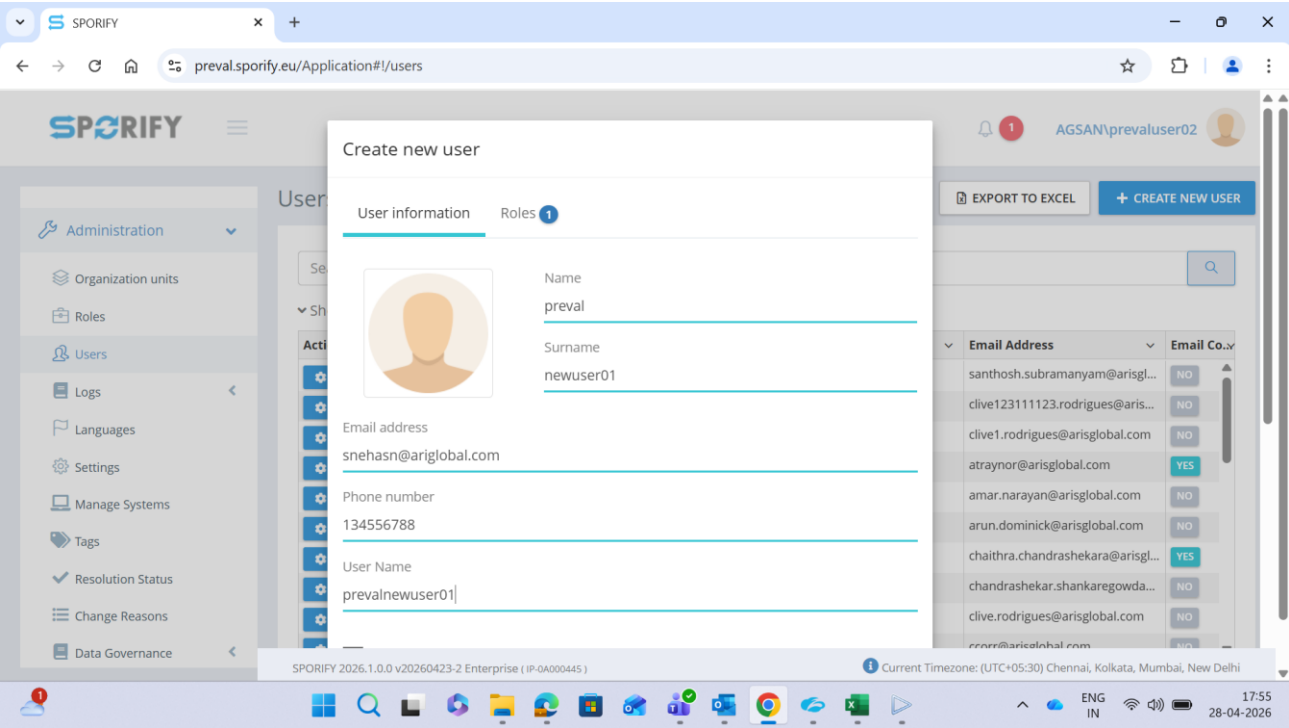
Step No	Procedure Steps	Test Data	Expected Results	Actual Results	Test Status
Step 3	Navigate to Administration >> Users and Click button "Create New User". *PS*	NA	Create new user Modal dialog is displayed with two tabs.	AE Sneha S 28 Apr 2026 at 05:52 PM	Passed




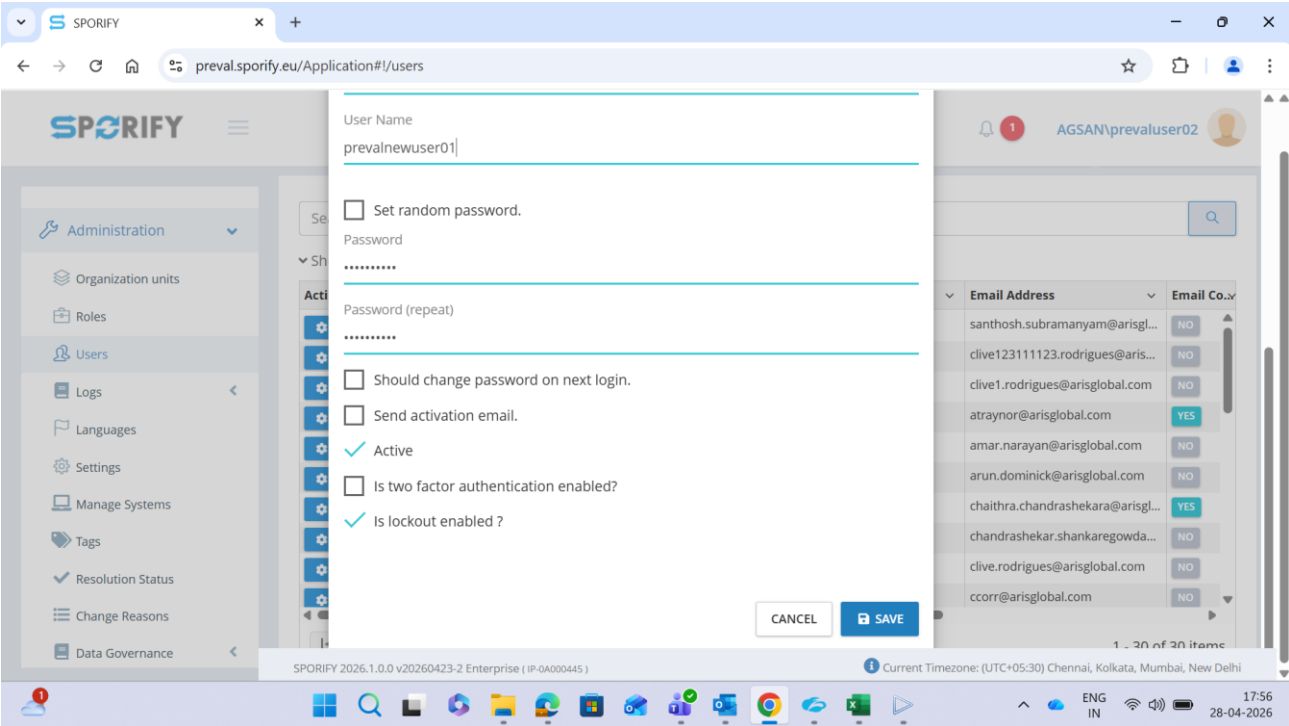
	Project	SPORIFY	Document Type	OQ Script
			Document Version	1.0
Document Name	AG_SPOR_2026.1.0.0_OQ_AuthenticationLogs		Page	Page 21 of 78


Step No	Procedure Steps	Test Data	Expected Results	Actual Results	Test Status
Step 4	Create User by entering the details and select the role as in test data column and click on "Save". *PS*	Name: <OQ-Test-Name-531365907> Surname: <OQ-Test-Surname-531365907> Email address: <valid email address> User Name: <OQTestUserName> Options: Option "Set random password" is unselect Password: <valid password> Password (repeat): <valid password> Option "Should change password on next login" is unselect Option "Send activation email" is unselect Option "Active" is on Option "Is two factor authentication enabled?" is unselect Option "Is lockout enabled?" is on Roles: <User>	User account is created and a toast message 'Saved successfully' appears	Name: preval Surname: newuser01 Email address:snehasn@ariglobal.com User Name: prevalnewuser01 Options: Option "Set random password" is unselect Option "Should change password on next login" is unselect Option "Send activation email" is unselect Option "Active" is on Option "Is two factor authentication enabled?" is unselect Option "Is lockout enabled?" is on Roles: Admin AE Sneha S 28 Apr 2026 at 05:57 PM	Passed

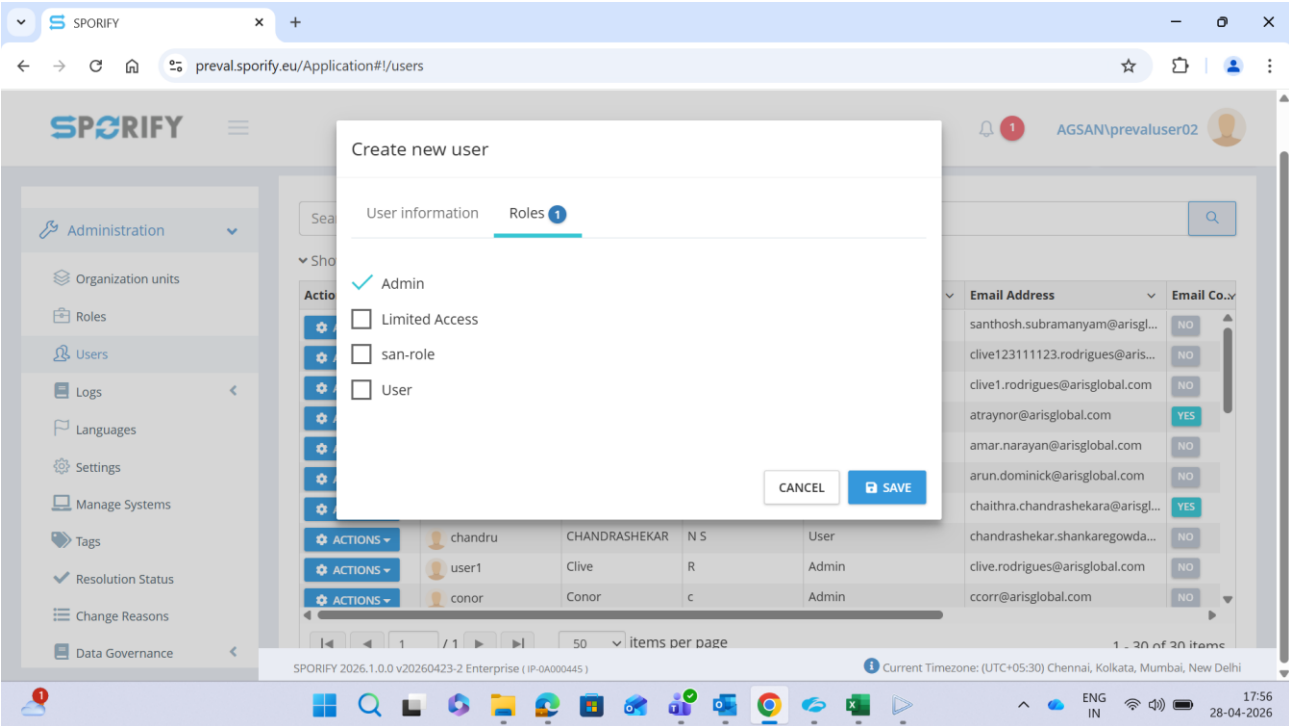
	Project	SPORIFY	Document Type	OQ Script
			Document Version	1.0
Document Name	AG_SPOR_2026.1.0.0_OQ_AuthenticationLogs		Page	Page 22 of 78


Step No	Procedure Steps	Test Data	Expected Results	Actual Results	Test Status
					

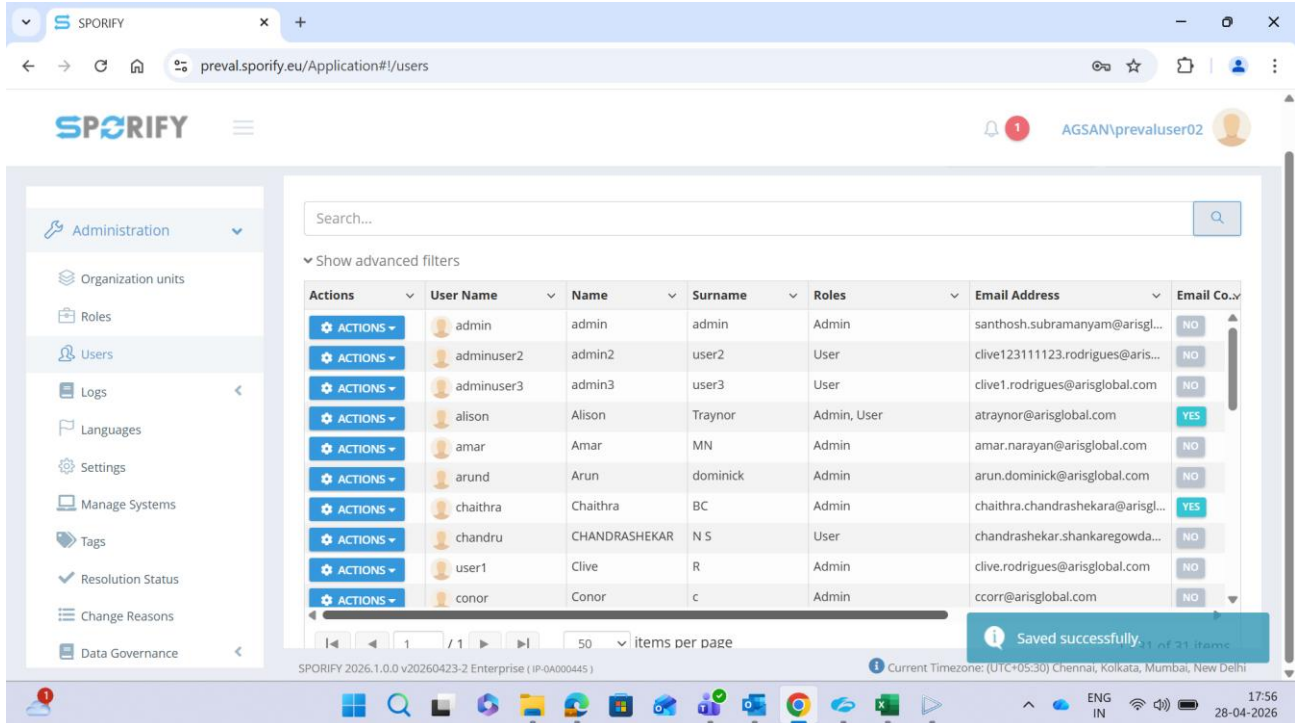
	Project	SPORIFY	Document Type	OQ Script
			Document Version	1.0
Document Name	AG_SPOR_2026.1.0.0_OQ_AuthenticationLogs		Page	Page 23 of 78


Step No	Procedure Steps	Test Data	Expected Results	Actual Results	Test Status
	 <p>The screenshot shows the SPORIFY user management interface. A user profile for 'prevalnewuser01' is displayed. The user is active, and the 'Is lockout enabled?' checkbox is checked. Other settings include 'Should change password on next login', 'Send activation email', and 'Is two factor authentication enabled?'. The interface also shows a list of other users with their email addresses and activation status.</p>				

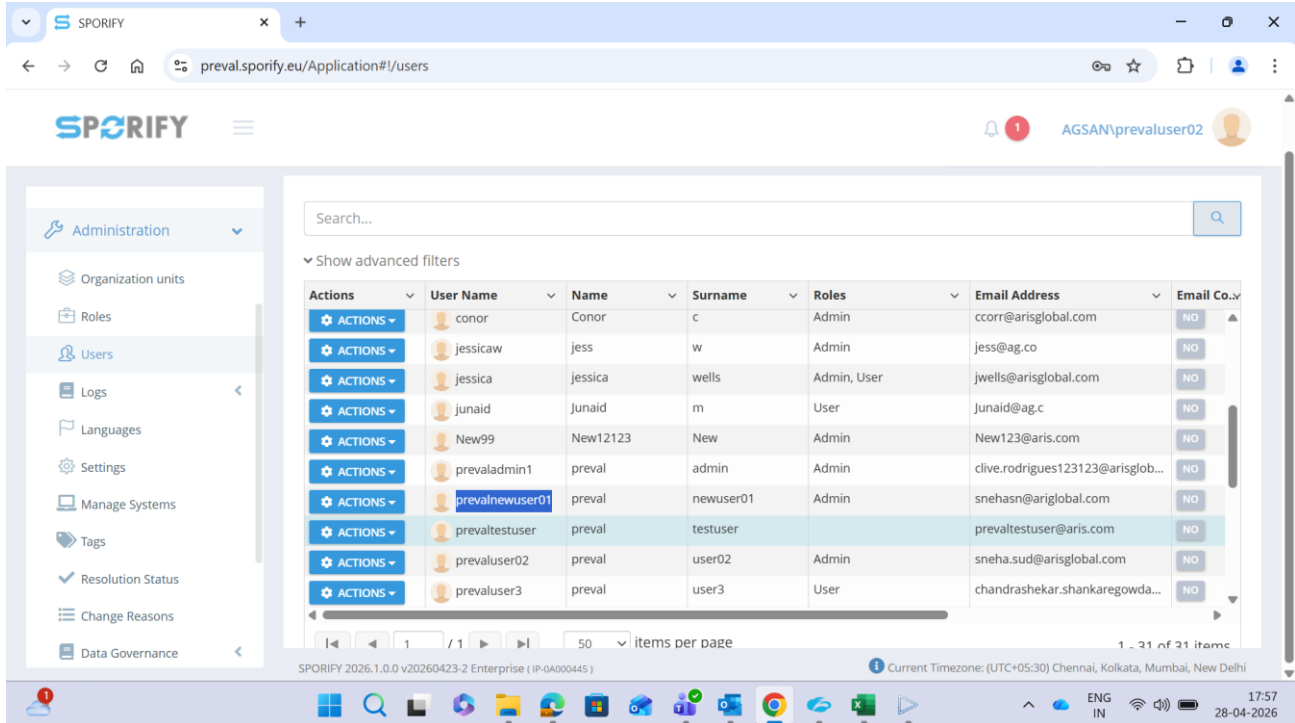
	Project	SPORIFY	Document Type	OQ Script
			Document Version	1.0
Document Name	AG_SPOR_2026.1.0.0_OQ_AuthenticationLogs		Page	Page 24 of 78


Step No	Procedure Steps	Test Data	Expected Results	Actual Results	Test Status
					

	Project	SPORIFY	Document Type	OQ Script
			Document Version	1.0
Document Name	AG_SPOR_2026.1.0.0_OQ_AuthenticationLogs		Page	Page 25 of 78

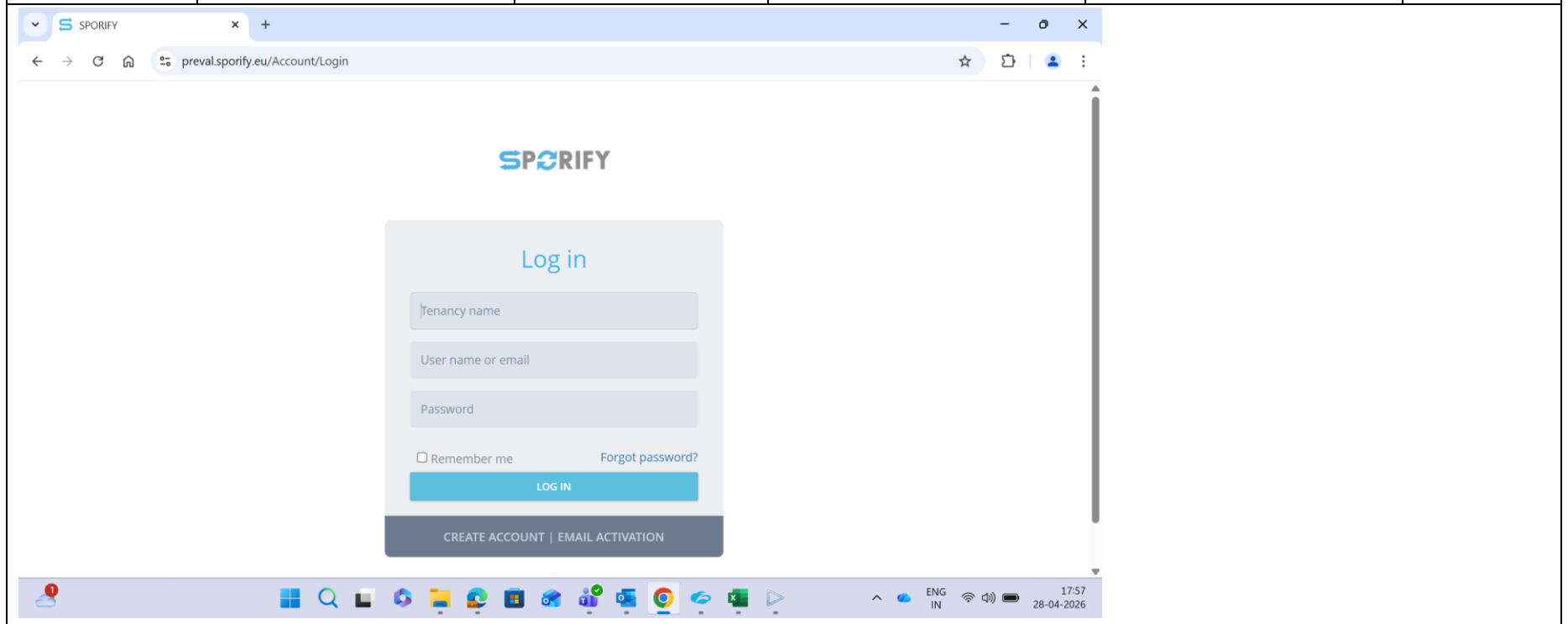
Step No	Procedure Steps	Test Data	Expected Results	Actual Results	Test Status
					


	Project	SPORIFY	Document Type	OQ Script
			Document Version	1.0
Document Name	AG_SPOR_2026.1.0.0_OQ_AuthenticationLogs		Page	Page 26 of 78

Step No	Procedure Steps	Test Data	Expected Results	Actual Results	Test Status																																																																													
	 <p>The screenshot shows the SPORIFY user management interface. The left sidebar contains navigation options: Administration, Organization units, Roles, Users, Logs, Languages, Settings, Manage Systems, Tags, Resolution Status, Change Reasons, and Data Governance. The main area displays a table of users with columns for Actions, User Name, Name, Surname, Roles, Email Address, and Email Co. The table contains 10 rows of user data, with 'prevalnewuser01' highlighted. The footer of the interface shows 'SPORIFY 2026.1.0.0 v20260423-2 Enterprise (IP-0A000445)' and 'Current Timezone: (UTC+05:30) Chennai, Kolkata, Mumbai, New Delhi'. The Windows taskbar at the bottom shows the date as 28-04-2026 and time as 17:57.</p> <table border="1"> <thead> <tr> <th>Actions</th> <th>User Name</th> <th>Name</th> <th>Surname</th> <th>Roles</th> <th>Email Address</th> <th>Email Co.</th> </tr> </thead> <tbody> <tr> <td>ACTIONS</td> <td>conor</td> <td>Conor</td> <td>c</td> <td>Admin</td> <td>ccorr@arisglobal.com</td> <td>NO</td> </tr> <tr> <td>ACTIONS</td> <td>jessicaw</td> <td>jess</td> <td>w</td> <td>Admin</td> <td>jess@ag.co</td> <td>NO</td> </tr> <tr> <td>ACTIONS</td> <td>jessica</td> <td>jessica</td> <td>wells</td> <td>Admin, User</td> <td>jwells@arisglobal.com</td> <td>NO</td> </tr> <tr> <td>ACTIONS</td> <td>junaid</td> <td>Junaid</td> <td>m</td> <td>User</td> <td>Junaid@ag.c</td> <td>NO</td> </tr> <tr> <td>ACTIONS</td> <td>New99</td> <td>New12123</td> <td>New</td> <td>Admin</td> <td>New123@aris.com</td> <td>NO</td> </tr> <tr> <td>ACTIONS</td> <td>prevaladmin1</td> <td>preval</td> <td>admin</td> <td>Admin</td> <td>clive.rodriques123123@arisglob...</td> <td>NO</td> </tr> <tr> <td>ACTIONS</td> <td>prevalnewuser01</td> <td>preval</td> <td>newuser01</td> <td>Admin</td> <td>snehasn@arisglobal.com</td> <td>NO</td> </tr> <tr> <td>ACTIONS</td> <td>prevaltestuser</td> <td>preval</td> <td>testuser</td> <td></td> <td>prevaltestuser@aris.com</td> <td>NO</td> </tr> <tr> <td>ACTIONS</td> <td>prevaluser02</td> <td>preval</td> <td>user02</td> <td>Admin</td> <td>sneha.sud@arisglobal.com</td> <td>NO</td> </tr> <tr> <td>ACTIONS</td> <td>prevaluser3</td> <td>preval</td> <td>user3</td> <td>User</td> <td>chandrashekar.shankaregowda...</td> <td>NO</td> </tr> </tbody> </table>					Actions	User Name	Name	Surname	Roles	Email Address	Email Co.	ACTIONS	conor	Conor	c	Admin	ccorr@arisglobal.com	NO	ACTIONS	jessicaw	jess	w	Admin	jess@ag.co	NO	ACTIONS	jessica	jessica	wells	Admin, User	jwells@arisglobal.com	NO	ACTIONS	junaid	Junaid	m	User	Junaid@ag.c	NO	ACTIONS	New99	New12123	New	Admin	New123@aris.com	NO	ACTIONS	prevaladmin1	preval	admin	Admin	clive.rodriques123123@arisglob...	NO	ACTIONS	prevalnewuser01	preval	newuser01	Admin	snehasn@arisglobal.com	NO	ACTIONS	prevaltestuser	preval	testuser		prevaltestuser@aris.com	NO	ACTIONS	prevaluser02	preval	user02	Admin	sneha.sud@arisglobal.com	NO	ACTIONS	prevaluser3	preval	user3	User	chandrashekar.shankaregowda...	NO
Actions	User Name	Name	Surname	Roles	Email Address	Email Co.																																																																												
ACTIONS	conor	Conor	c	Admin	ccorr@arisglobal.com	NO																																																																												
ACTIONS	jessicaw	jess	w	Admin	jess@ag.co	NO																																																																												
ACTIONS	jessica	jessica	wells	Admin, User	jwells@arisglobal.com	NO																																																																												
ACTIONS	junaid	Junaid	m	User	Junaid@ag.c	NO																																																																												
ACTIONS	New99	New12123	New	Admin	New123@aris.com	NO																																																																												
ACTIONS	prevaladmin1	preval	admin	Admin	clive.rodriques123123@arisglob...	NO																																																																												
ACTIONS	prevalnewuser01	preval	newuser01	Admin	snehasn@arisglobal.com	NO																																																																												
ACTIONS	prevaltestuser	preval	testuser		prevaltestuser@aris.com	NO																																																																												
ACTIONS	prevaluser02	preval	user02	Admin	sneha.sud@arisglobal.com	NO																																																																												
ACTIONS	prevaluser3	preval	user3	User	chandrashekar.shankaregowda...	NO																																																																												

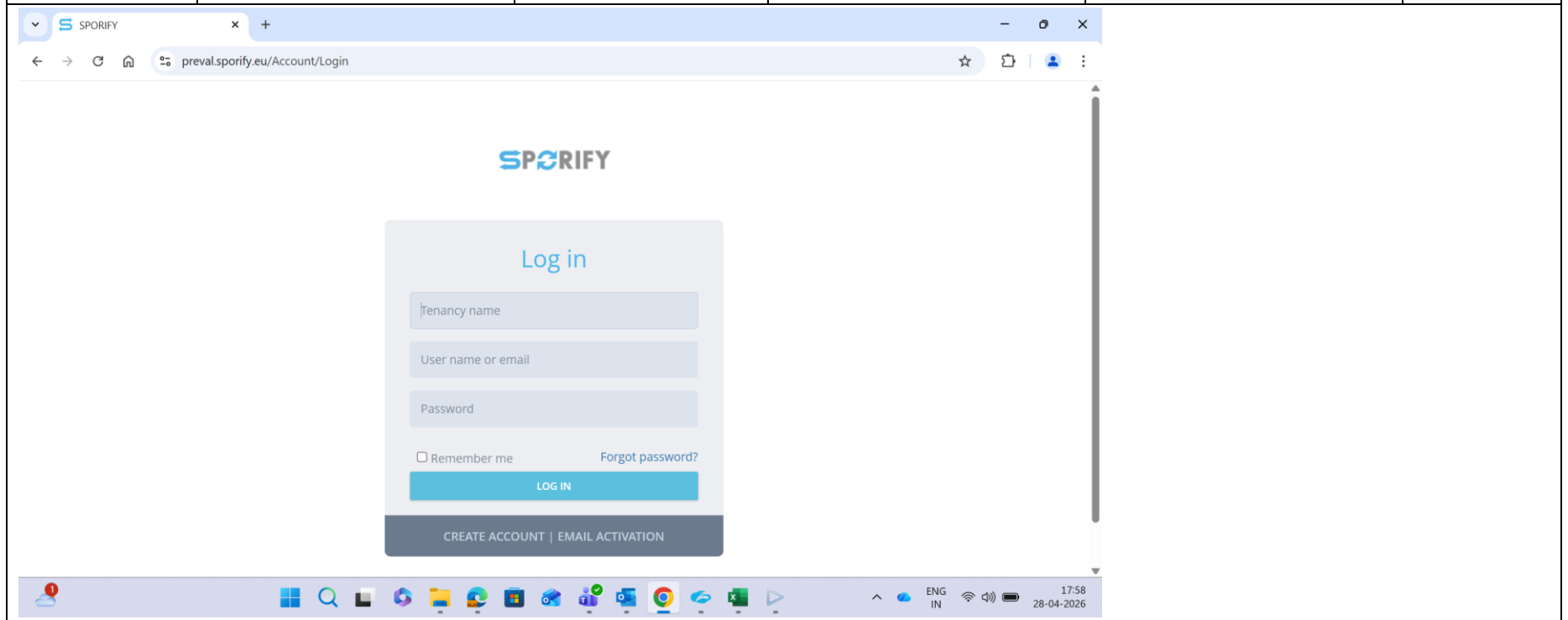
	Project	SPORIFY	Document Type	OQ Script
			Document Version	1.0
Document Name	AG_SPOR_2026.1.0.0_OQ_AuthenticationLogs		Page	Page 27 of 78


Step No	Procedure Steps	Test Data	Expected Results	Actual Results	Test Status
Step 5	Click on User Account details and click on Logout option. *PS*	NA	The SPORIFY application Log in page is displayed.	AE Sneha S 28 Apr 2026 at 05:58 PM	Passed

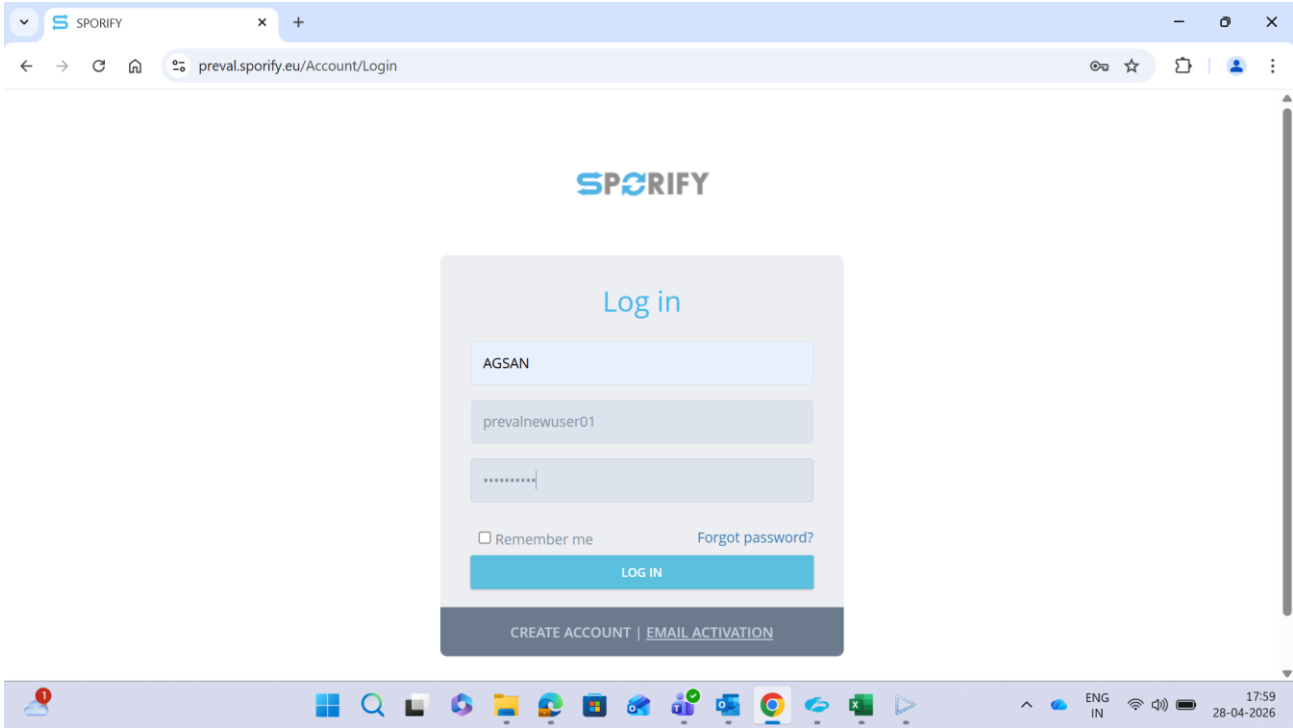



	Project	SPORIFY	Document Type	OQ Script
			Document Version	1.0
Document Name	AG_SPOR_2026.1.0.0_OQ_AuthenticationLogs		Page	Page 28 of 78

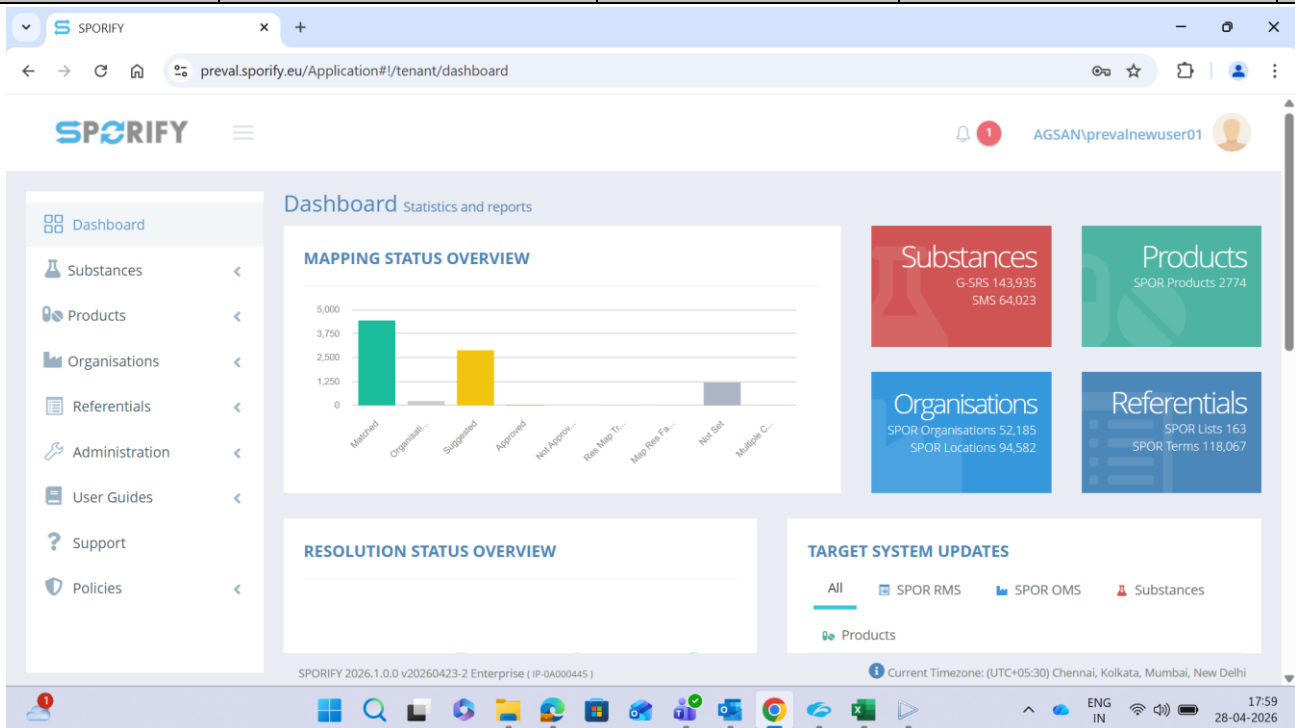
Step No	Procedure Steps	Test Data	Expected Results	Actual Results	Test Status
Step 6	Enter the newly created user details as mentioned in test data column. Click on LOG IN button. *PS*	Tenancy name : <preval> User name or email: <OQTestUserName> Password: <Enter valid password of the user>	The SPORIFY application homepage is displayed.	Tenancy name : AGSAN User name or email: prevalnewuser01 AE Sneha S 28 Apr 2026 at 06:00 PM	Passed




	Project	SPORIFY	Document Type	OQ Script
			Document Version	1.0
Document Name	AG_SPOR_2026.1.0.0_OQ_AuthenticationLogs		Page	Page 29 of 78

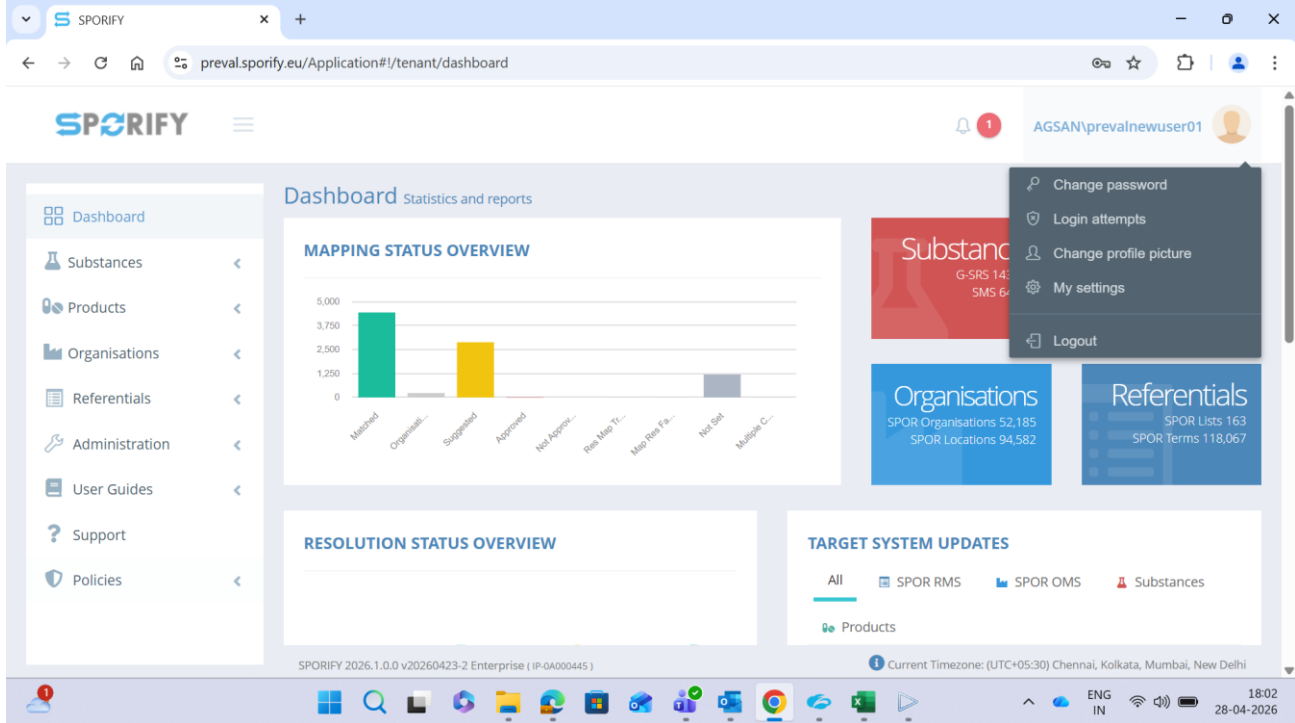
Step No	Procedure Steps	Test Data	Expected Results	Actual Results	Test Status
					

	Project	SPORIFY	Document Type	OQ Script
			Document Version	1.0
Document Name	AG_SPOR_2026.1.0.0_OQ_AuthenticationLogs		Page	Page 30 of 78


Step No	Procedure Steps	Test Data	Expected Results	Actual Results	Test Status
	 <p>The screenshot shows the SPORIFY dashboard with the following data:</p> <ul style="list-style-type: none"> MAPPING STATUS OVERVIEW: A bar chart showing counts for categories: Matched (~4,500), Organismat... (~100), Suggested (~2,800), Approved (~100), Not Approve... (~100), Role Mappi... (~100), Many Role F... (~100), Not Set (~1,200), Multiple C... (~100). Substances: G-SRS 143,935; SMS 64,023 Products: SPOR Products 2774 Organisations: SPOR Organisations 52,185; SPOR Locations 94,582 Referentials: SPOR Lists 163; SPOR Terms 118,067 TARGET SYSTEM UPDATES: All, SPOR RMS, SPOR OMS, Substances, Products <p>Footer: SPORIFY 2026.1.0.0 v20260423-2 Enterprise (IP-0A000445) Current Timezone: (UTC+05:30) Chennai, Kolkata, Mumbai, New Delhi 17:59 28-04-2026</p>				

	Project	SPORIFY	Document Type	OQ Script
			Document Version	1.0
Document Name	AG_SPOR_2026.1.0.0_OQ_AuthenticationLogs		Page	Page 31 of 78

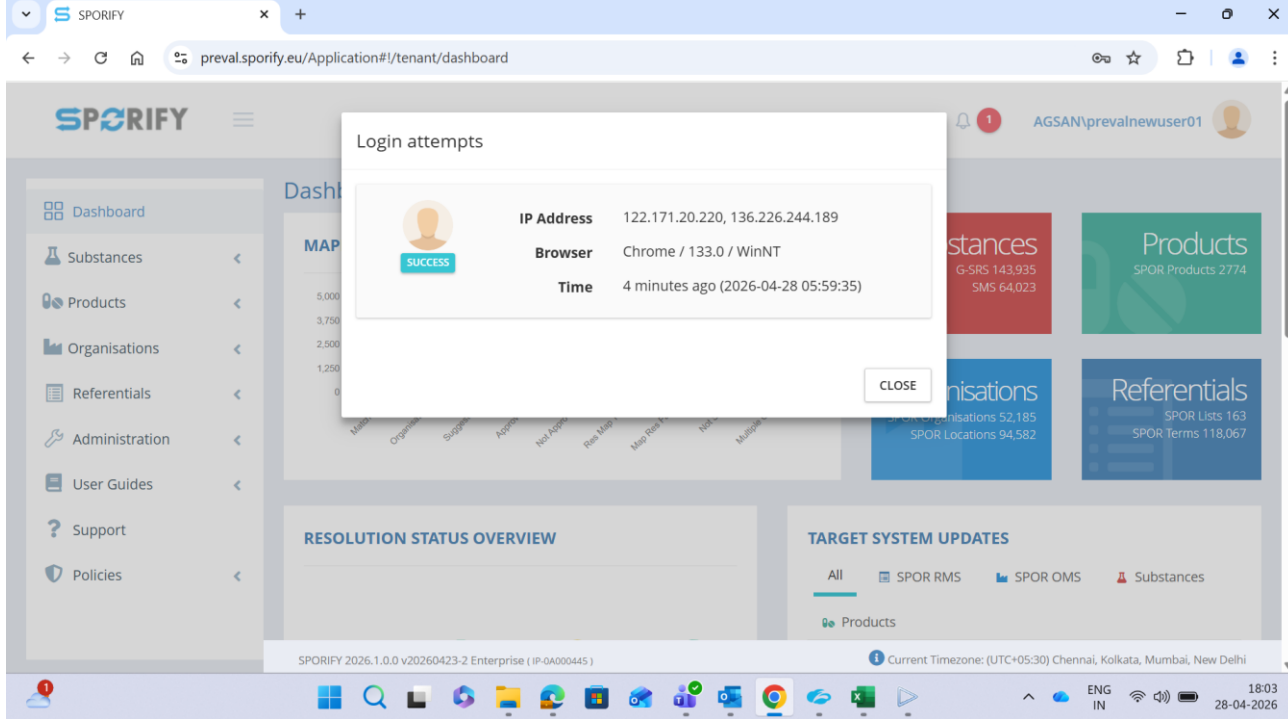
Step No	Procedure Steps	Test Data	Expected Results	Actual Results	Test Status
Step 7	Click the username/profile image located at the top right-hand corner of the screen. *PS*	NA	The following options are presented: 1.Change password 2.Login attempts 3.Change profile picture 4.My settings 5.Logout	AE Sneha S 28 Apr 2026 at 06:03 PM	Passed



The screenshot shows the SPORIFY dashboard interface. The user is logged in as AGSAN\prevalnewuser01. A dropdown menu is open from the user profile icon, showing the following options: Change password, Login attempts, Change profile picture, My settings, and Logout. The dashboard includes a navigation sidebar on the left with categories like Substances, Products, Organisations, Referentials, Administration, User Guides, Support, and Policies. The main content area features a 'Dashboard Statistics and reports' section with a 'MAPPING STATUS OVERVIEW' bar chart, 'Organisations' and 'Referentials' summary cards, and a 'RESOLUTION STATUS OVERVIEW' section. The footer of the dashboard displays version information (SPORIFY 2026.1.0.0 v20260423-2 Enterprise) and the current time zone (UTC+05:30).

	Project	SPORIFY	Document Type	OQ Script
			Document Version	1.0
Document Name	AG_SPOR_2026.1.0.0_OQ_AuthenticationLogs		Page	Page 32 of 78


Step No	Procedure Steps	Test Data	Expected Results	Actual Results	Test Status
Step 8	Select 'Login Attempts'. *PS*	NA	The user's recent login attempt is listed.	AE Sneha S 28 Apr 2026 at 06:03 PM	Passed



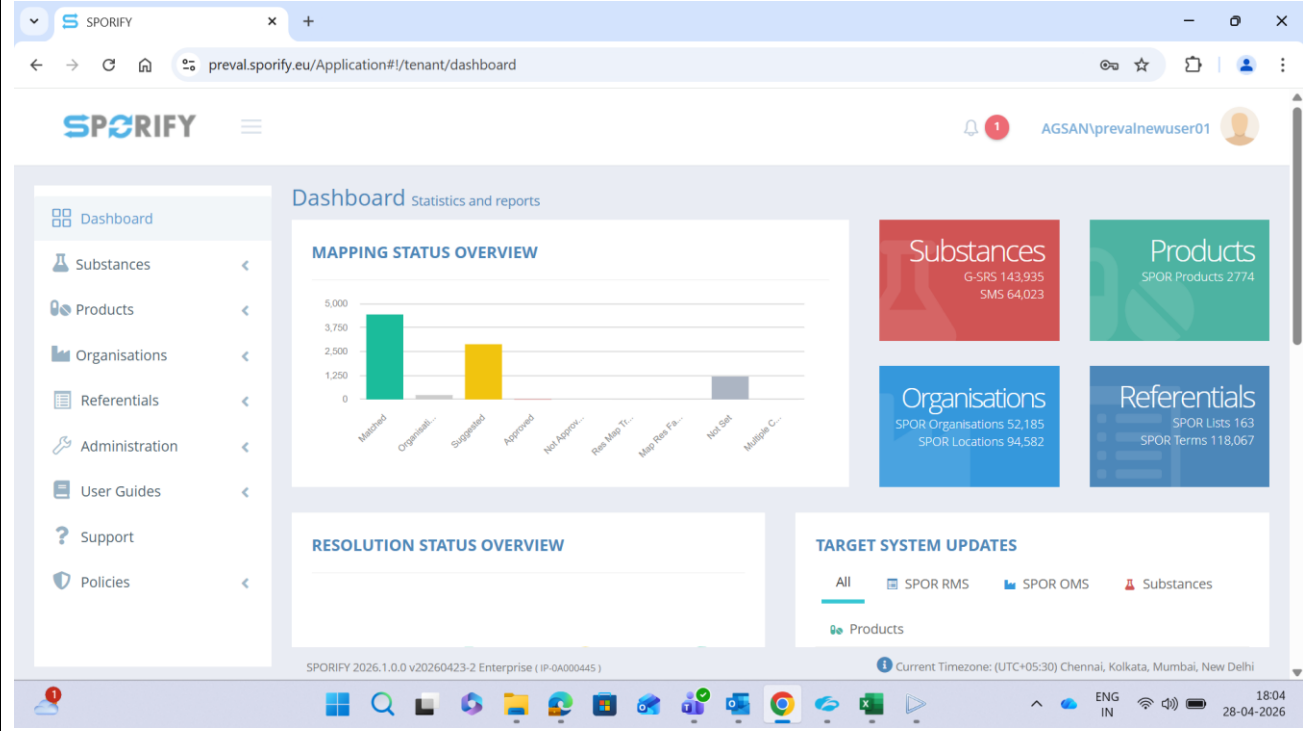
The screenshot shows the SPORIFY web application interface. A modal window titled "Login attempts" is open, displaying the following information:

- IP Address:** 122.171.20.220, 136.226.244.189
- Browser:** Chrome / 133.0 / WinNT
- Time:** 4 minutes ago (2026-04-28 05:59:35)

The modal also features a "SUCCESS" indicator and a "CLOSE" button. The background dashboard includes a sidebar with navigation options (Dashboard, Substances, Products, Organisations, Referentials, Administration, User Guides, Support, Policies) and a main content area with various data cards and charts. The user profile "AGSAN\prevalnewuser01" is visible in the top right corner.

	Project	SPORIFY	Document Type	OQ Script
			Document Version	1.0
Document Name	AG_SPOR_2026.1.0.0_OQ_AuthenticationLogs		Page	Page 33 of 78


Step No	Procedure Steps	Test Data	Expected Results	Actual Results	Test Status
Step 9	Click the 'Close' button. *PS*	NA	The 'Login Attempts' modal closes.	AE Sneha S 28 Apr 2026 at 06:04 PM	Passed



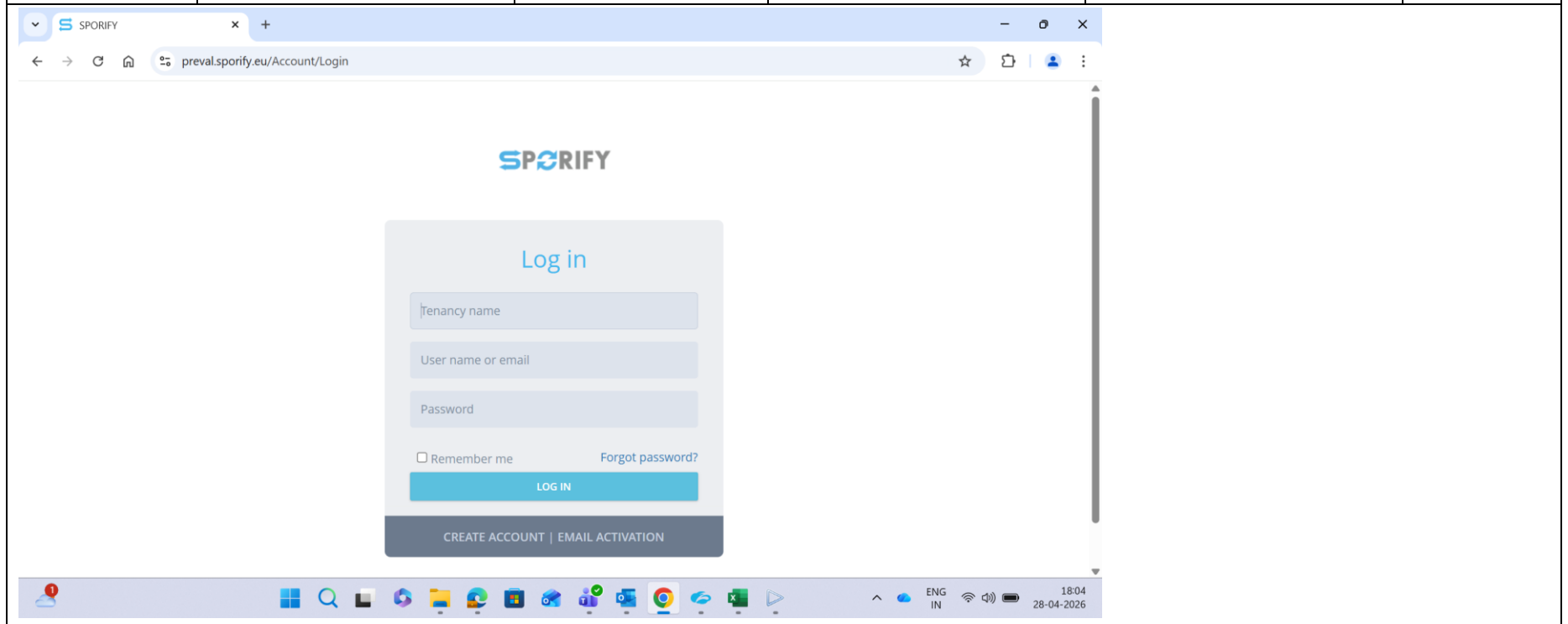
The screenshot displays the SPORIFY dashboard interface. At the top, the SPORIFY logo is on the left, and a notification bell with '1' and the user profile 'AGSAN\prevalnewuser01' are on the right. The main dashboard area is titled 'Dashboard Statistics and reports' and contains several key metrics:


- MAPPING STATUS OVERVIEW:** A bar chart showing the distribution of mapping statuses. The Y-axis ranges from 0 to 5,000. The X-axis categories and their approximate values are: Matched (~4,000), Organisations (~100), Suggested (~2,800), Approved (~100), Not Approved (~100), Res Map T... (~100), Map Res F... (~100), Not Sent (~1,000), and Multiple C... (~100).
- Substances:** G-SRS 143,935; SMS 64,023.
- Products:** SPOR Products 2774.
- Organisations:** SPOR Organisations 52,185; SPOR Locations 94,582.
- Referentials:** SPOR Lists 163; SPOR Terms 118,067.

Below these are sections for 'RESOLUTION STATUS OVERVIEW' and 'TARGET SYSTEM UPDATES'. The system version is 'SPORIFY 2026.1.0.0 v20260423-2 Enterprise (IP-0A000445)' and the current timezone is '(UTC+05:30) Chennai, Kolkata, Mumbai, New Delhi'. The Windows taskbar at the bottom shows the date as 28-04-2026 and the time as 18:04.

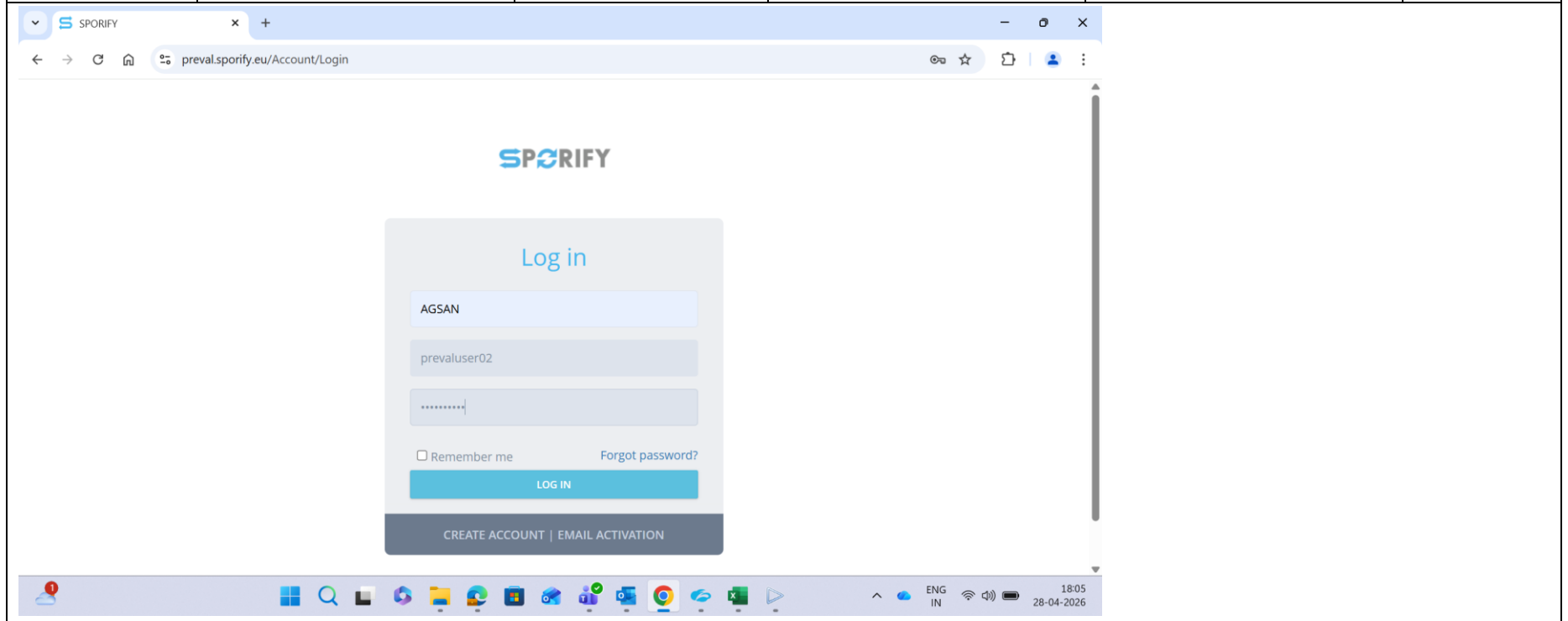
	Project	SPORIFY	Document Type	OQ Script
			Document Version	1.0
Document Name	AG_SPOR_2026.1.0.0_OQ_AuthenticationLogs		Page	Page 34 of 78


Step No	Procedure Steps	Test Data	Expected Results	Actual Results	Test Status
Step 10	Click on User Account details and click on Logout option. *PS*	NA	The SPORIFY application Log in page is displayed.	AE Sneha S 28 Apr 2026 at 06:04 PM	Passed

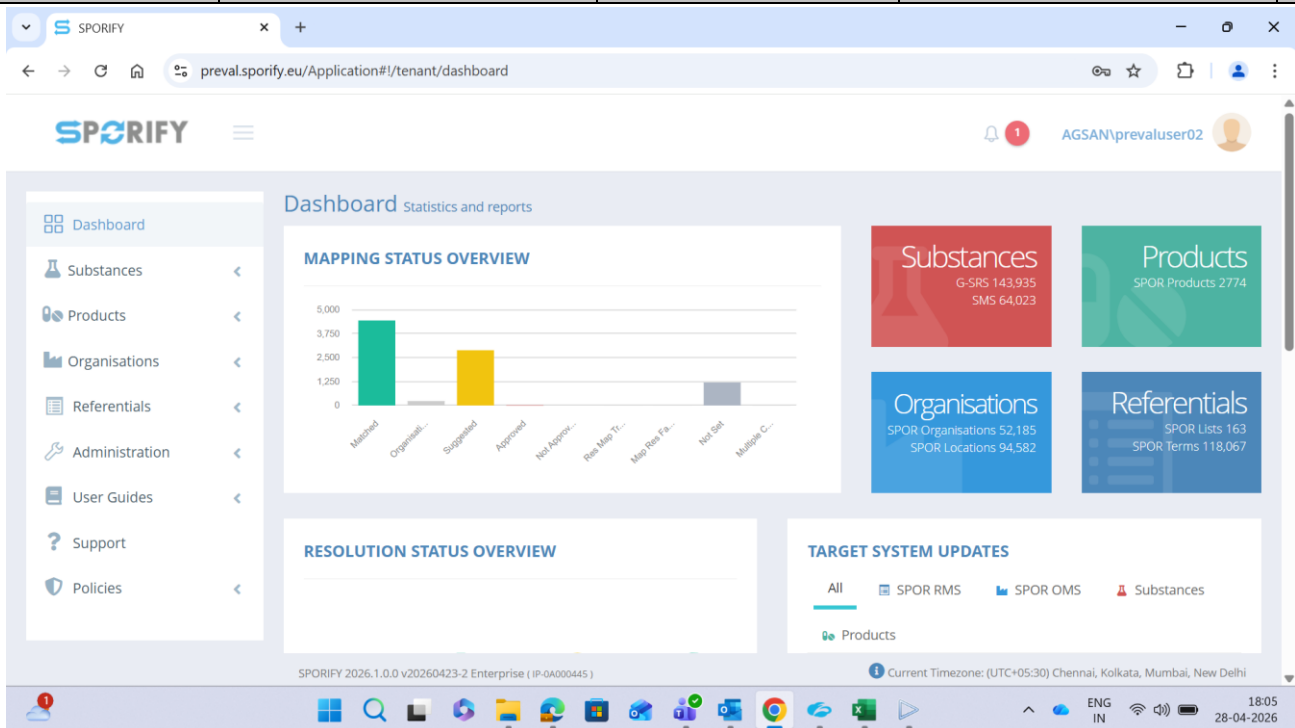



	Project	SPORIFY	Document Type	OQ Script
			Document Version	1.0
Document Name	AG_SPOR_2026.1.0.0_OQ_AuthenticationLogs		Page	Page 35 of 78

Step No	Procedure Steps	Test Data	Expected Results	Actual Results	Test Status
Step 11	Enter the admin user details as mentioned in test data column. Click on LOG IN button. *PS*	Tenancy name : <preval> User name or email: <pvadminuser> Password: <Enter valid password of the user>	The SPORIFY application homepage is displayed.	Tenancy name : AGSAN User name or email: prevaluser02 AE Sneha S 28 Apr 2026 at 06:06 PM	Passed

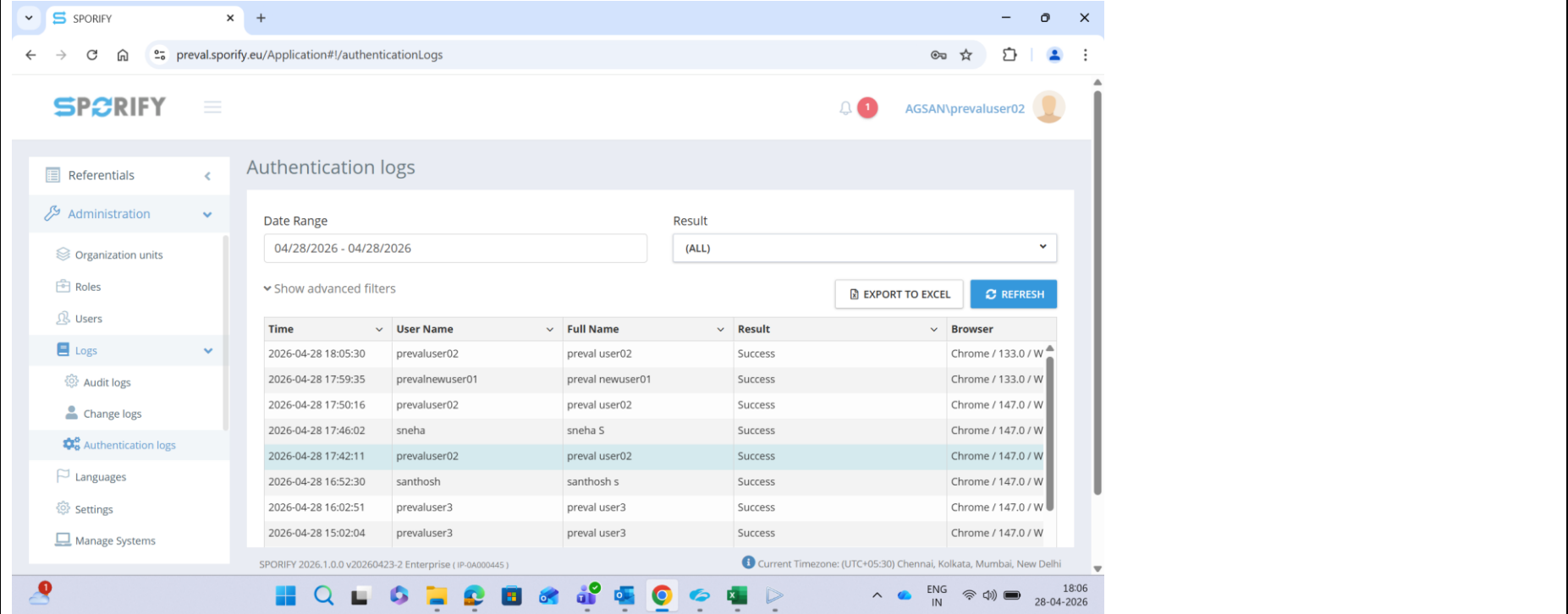


	Project	SPORIFY	Document Type	OQ Script
			Document Version	1.0
Document Name	AG_SPOR_2026.1.0.0_OQ_AuthenticationLogs		Page	Page 36 of 78

Step No	Procedure Steps	Test Data	Expected Results	Actual Results	Test Status
	 <p>The screenshot displays the SPORIFY dashboard interface. At the top, there is a navigation bar with the SPORIFY logo, a menu icon, a notification bell with a red '1', and the user profile 'AGSAN\prevaluser02'. The main content area is titled 'Dashboard Statistics and reports' and includes several key sections:</p> <ul style="list-style-type: none"> MAPPING STATUS OVERVIEW: A bar chart showing the distribution of mapping statuses. The y-axis ranges from 0 to 5,000. The x-axis categories and their approximate values are: Matched (~4,500), Organismat... (~100), Suggested (~2,800), Approved (~100), Not Appro... (~100), Res. Mapp. T... (~100), Map. Res. F... (~100), Not Sat (~1,200), and Multiple C... (~100). Substances: A red card showing G-SRS 143,935 and SMS 64,023. Products: A green card showing SPOR Products 2774. Organisations: A blue card showing SPOR Organisations 52,185 and SPOR Locations 94,582. Referentials: A blue card showing SPOR Lists 163 and SPOR Terms 118,067. RESOLUTION STATUS OVERVIEW: A section with a title and a blank area below it. TARGET SYSTEM UPDATES: A section with tabs for 'All', 'SPOR RMS', 'SPOR OMS', and 'Substances'. The 'All' tab is selected, and 'Products' is listed below. <p>At the bottom of the dashboard, there is a footer with the version 'SPORIFY 2026.1.0.0 v20260423-2 Enterprise (IP-0A000445)' and the current time zone '(UTC+05:30) Chennai, Kolkata, Mumbai, New Delhi'. The Windows taskbar at the very bottom shows the system tray with the date '28-04-2026' and time '18:05'.</p>				

	Project	SPORIFY	Document Type	OQ Script
			Document Version	1.0
Document Name	AG_SPOR_2026.1.0.0_OQ_AuthenticationLogs		Page	Page 37 of 78


Step No	Procedure Steps	Test Data	Expected Results	Actual Results	Test Status
Step 12	FR_ADM_LOG_005: Navigate to Administration>> Logs>> Authentication logs. *PS*	NA	The 'Authentication Logs' screen is displayed with all the users login detail for this tenant.	AE Sneha S 28 Apr 2026 at 06:06 PM	Passed



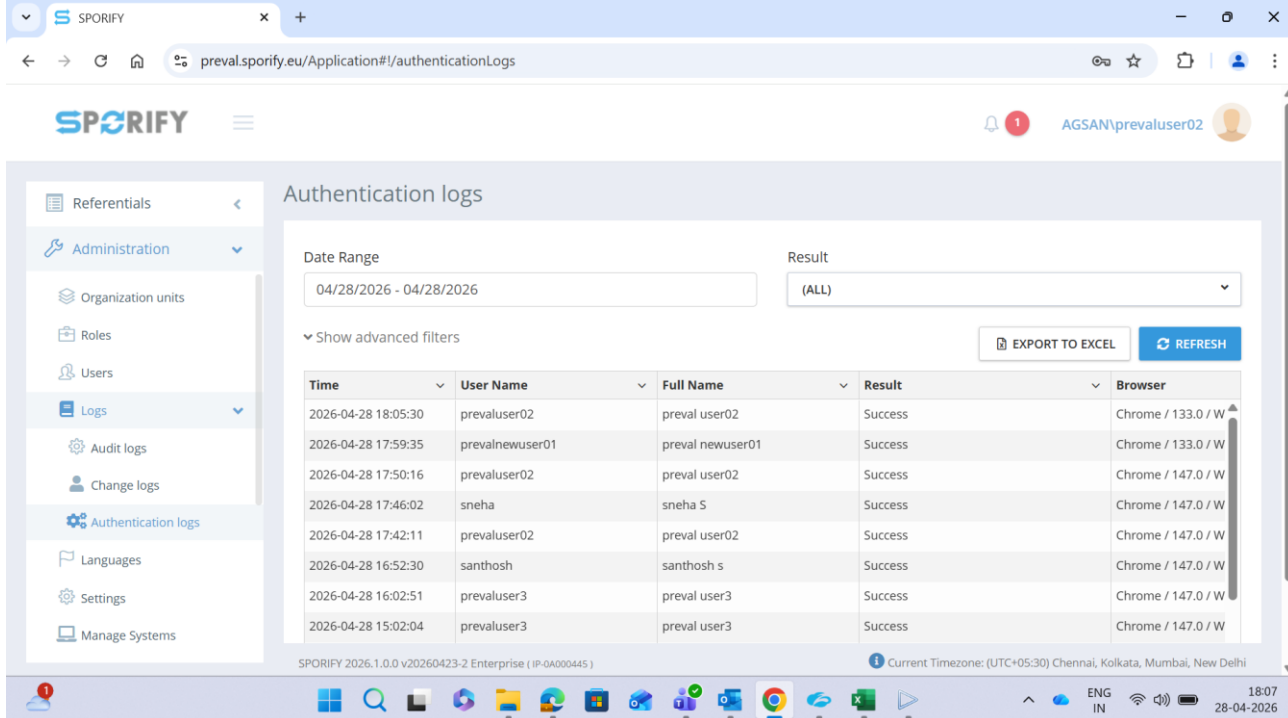
The screenshot shows the SPORIFY web application interface. The main content area is titled "Authentication logs" and features a table of login records. The table has the following columns: Time, User Name, Full Name, Result, and Browser. The data rows are as follows:

Time	User Name	Full Name	Result	Browser
2026-04-28 18:05:30	prevauser02	preval user02	Success	Chrome / 133.0 / W
2026-04-28 17:59:35	prevalnewuser01	preval newuser01	Success	Chrome / 133.0 / W
2026-04-28 17:50:16	prevauser02	preval user02	Success	Chrome / 147.0 / W
2026-04-28 17:46:02	sneha	sneha S	Success	Chrome / 147.0 / W
2026-04-28 17:42:11	prevauser02	preval user02	Success	Chrome / 147.0 / W
2026-04-28 16:52:30	santhosh	santhosh s	Success	Chrome / 147.0 / W
2026-04-28 16:02:51	prevauser3	preval user3	Success	Chrome / 147.0 / W
2026-04-28 15:02:04	prevauser3	preval user3	Success	Chrome / 147.0 / W

The interface also includes a sidebar with navigation options like Referentials, Administration, Organization units, Roles, Users, Logs, Audit logs, Change logs, Authentication logs, Languages, Settings, and Manage Systems. The top navigation bar shows the SPORIFY logo and the user profile "AGSAN\prevauser02". The bottom status bar indicates the current time zone as UTC+05:30 and the date as 28-04-2026.

	Project	SPORIFY	Document Type	OQ Script
			Document Version	1.0
Document Name	AG_SPOR_2026.1.0.0_OQ_AuthenticationLogs		Page	Page 38 of 78


Step No	Procedure Steps	Test Data	Expected Results	Actual Results	Test Status
Step 13	Verify the login attempt details of the new user login as mentioned in test data column. *PS*	User Name: <OQTestUserName>	The newly created user's previous login attempt is listed on this grid.	User Name: prevalnewuser01 AE Sneha S 28 Apr 2026 at 06:08 PM	Passed

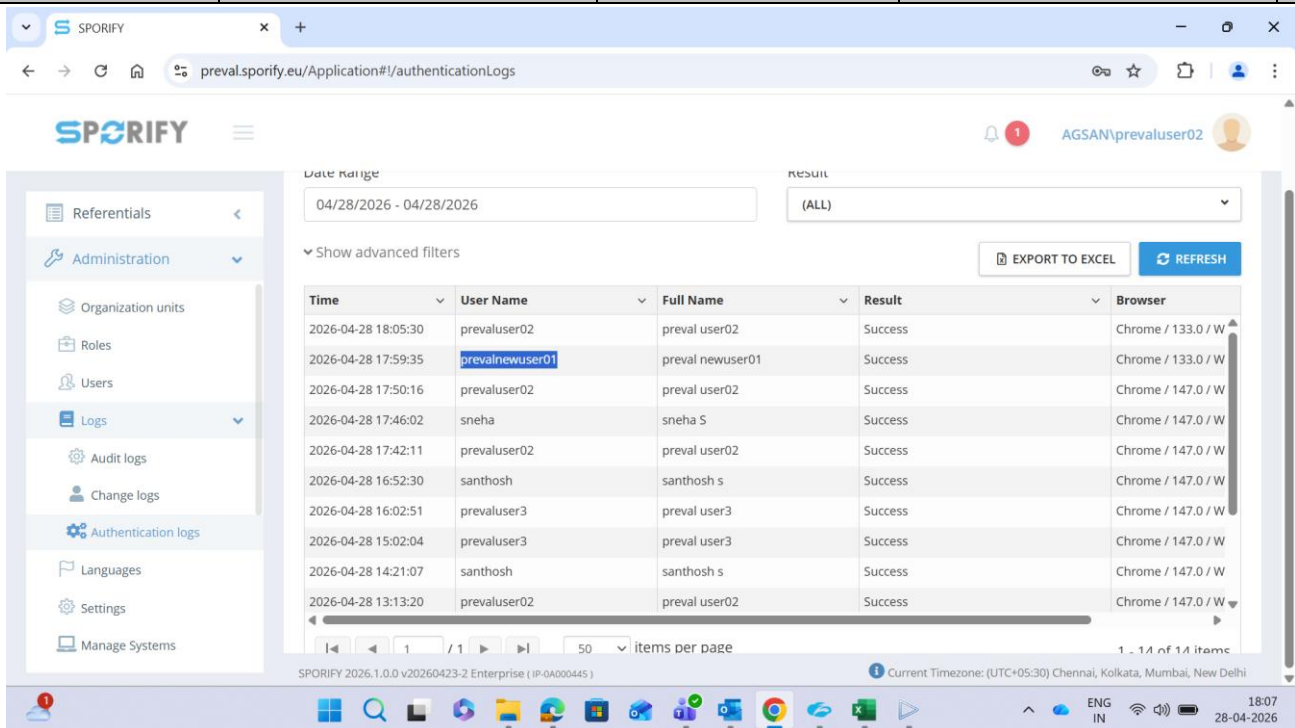



The screenshot shows the 'Authentication logs' page in the SPORIFY application. The page includes a navigation sidebar on the left with options like Referentials, Administration, Organization units, Roles, Users, Logs, Audit logs, Change logs, Authentication logs, Languages, Settings, and Manage Systems. The main content area shows a table of authentication logs with the following data:

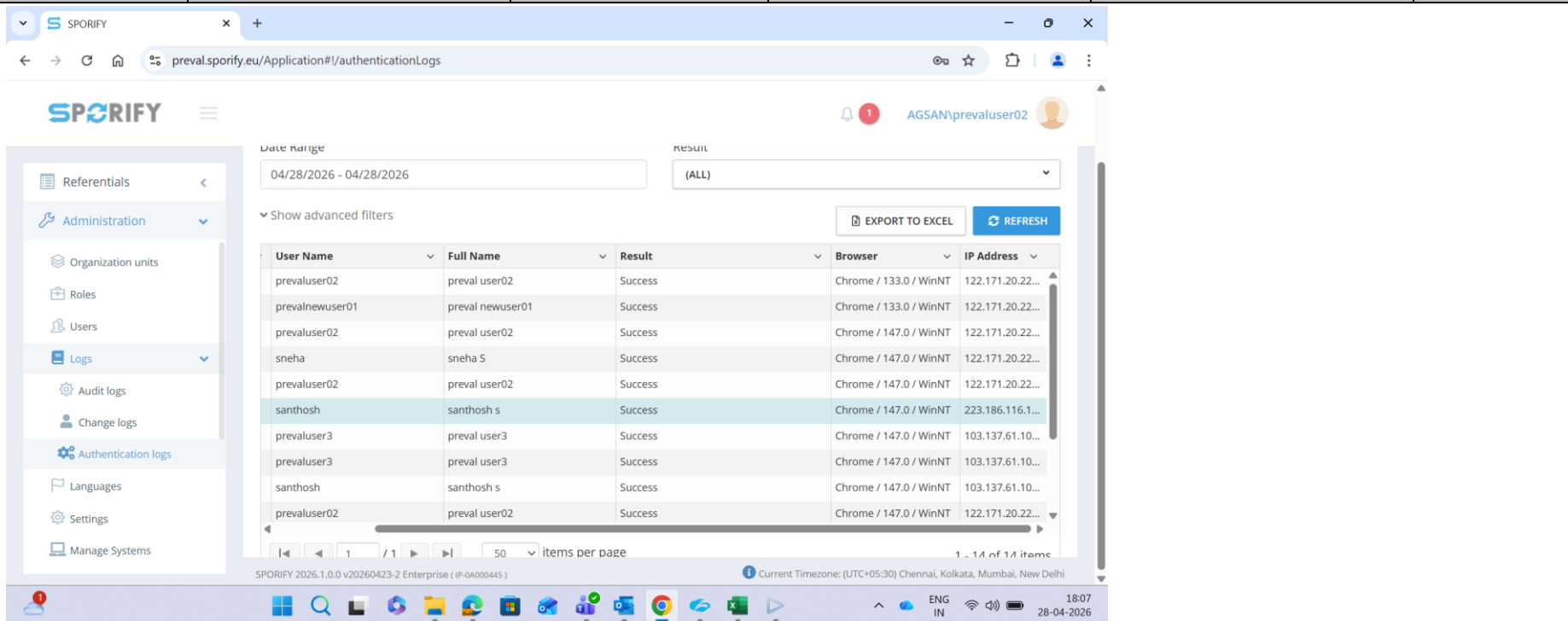
Time	User Name	Full Name	Result	Browser
2026-04-28 18:05:30	prevaluser02	preval user02	Success	Chrome / 133.0 / W
2026-04-28 17:59:35	prevalnewuser01	preval newuser01	Success	Chrome / 133.0 / W
2026-04-28 17:50:16	prevaluser02	preval user02	Success	Chrome / 147.0 / W
2026-04-28 17:46:02	sneha	sneha S	Success	Chrome / 147.0 / W
2026-04-28 17:42:11	prevaluser02	preval user02	Success	Chrome / 147.0 / W
2026-04-28 16:52:30	santhosh	santhosh s	Success	Chrome / 147.0 / W
2026-04-28 16:02:51	prevaluser3	preval user3	Success	Chrome / 147.0 / W
2026-04-28 15:02:04	prevaluser3	preval user3	Success	Chrome / 147.0 / W


The page also features a date range filter set to '04/28/2026 - 04/28/2026', a result filter set to '(ALL)', and buttons for 'EXPORT TO EXCEL' and 'REFRESH'. The footer of the application shows the version 'SPORIFY 2026.1.0.0 v20260423-2 Enterprise (IP-0A000445)' and the current time zone '(UTC+05:30) Chennai, Kolkata, Mumbai, New Delhi'.

	Project	SPORIFY	Document Type	OQ Script
			Document Version	1.0
Document Name	AG_SPOR_2026.1.0.0_OQ_AuthenticationLogs		Page	Page 39 of 78

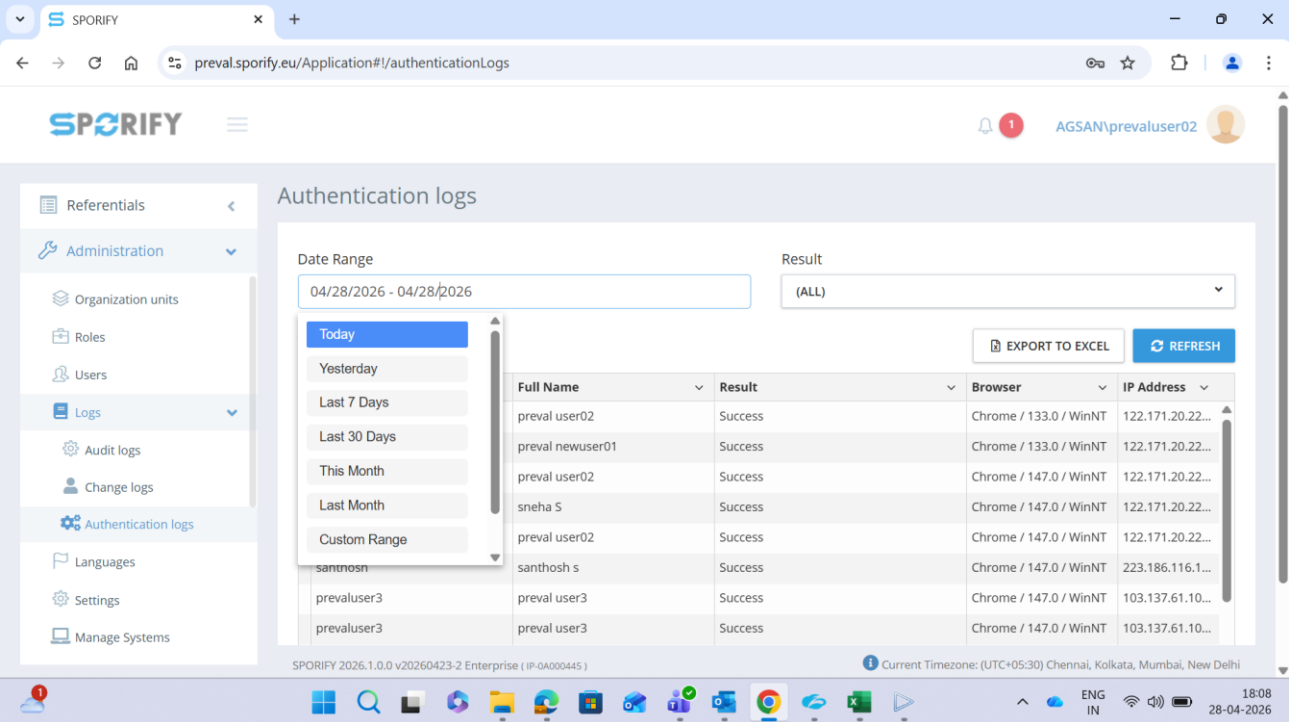
Step No	Procedure Steps	Test Data	Expected Results	Actual Results	Test Status																																																							
	 <p>The screenshot shows the SPORIFY web application interface for viewing authentication logs. The browser address bar shows 'preval.sporify.eu/Application#/authenticationLogs'. The user is logged in as 'AGSAN\prevaluser02'. The interface includes a sidebar with navigation options like 'Referentials', 'Administration', 'Organization units', 'Roles', 'Users', 'Logs', 'Audit logs', 'Change logs', 'Authentication logs', 'Languages', 'Settings', and 'Manage Systems'. The main content area displays a table of authentication logs with columns for Time, User Name, Full Name, Result, and Browser. The date range is set to '04/28/2026 - 04/28/2026' and the result filter is '(ALL)'. There are buttons for 'EXPORT TO EXCEL' and 'REFRESH'. The table contains 14 rows of log entries, all showing 'Success' results. The footer of the application shows 'SPORIFY 2026.1.0.0 v20260423-2 Enterprise (IP-0A000445)' and the current time zone as '(UTC+05:30) Chennai, Kolkata, Mumbai, New Delhi'.</p> <table border="1"> <thead> <tr> <th>Time</th> <th>User Name</th> <th>Full Name</th> <th>Result</th> <th>Browser</th> </tr> </thead> <tbody> <tr><td>2026-04-28 18:05:30</td><td>prevaluser02</td><td>preval user02</td><td>Success</td><td>Chrome / 133.0 / W</td></tr> <tr><td>2026-04-28 17:59:35</td><td>prevalnewuser01</td><td>preval newuser01</td><td>Success</td><td>Chrome / 133.0 / W</td></tr> <tr><td>2026-04-28 17:50:16</td><td>prevaluser02</td><td>preval user02</td><td>Success</td><td>Chrome / 147.0 / W</td></tr> <tr><td>2026-04-28 17:46:02</td><td>sneha</td><td>sneha S</td><td>Success</td><td>Chrome / 147.0 / W</td></tr> <tr><td>2026-04-28 17:42:11</td><td>prevaluser02</td><td>preval user02</td><td>Success</td><td>Chrome / 147.0 / W</td></tr> <tr><td>2026-04-28 16:52:30</td><td>santhosh</td><td>santhosh s</td><td>Success</td><td>Chrome / 147.0 / W</td></tr> <tr><td>2026-04-28 16:02:51</td><td>prevaluser3</td><td>preval user3</td><td>Success</td><td>Chrome / 147.0 / W</td></tr> <tr><td>2026-04-28 15:02:04</td><td>prevaluser3</td><td>preval user3</td><td>Success</td><td>Chrome / 147.0 / W</td></tr> <tr><td>2026-04-28 14:21:07</td><td>santhosh</td><td>santhosh s</td><td>Success</td><td>Chrome / 147.0 / W</td></tr> <tr><td>2026-04-28 13:13:20</td><td>prevaluser02</td><td>preval user02</td><td>Success</td><td>Chrome / 147.0 / W</td></tr> </tbody> </table>					Time	User Name	Full Name	Result	Browser	2026-04-28 18:05:30	prevaluser02	preval user02	Success	Chrome / 133.0 / W	2026-04-28 17:59:35	prevalnewuser01	preval newuser01	Success	Chrome / 133.0 / W	2026-04-28 17:50:16	prevaluser02	preval user02	Success	Chrome / 147.0 / W	2026-04-28 17:46:02	sneha	sneha S	Success	Chrome / 147.0 / W	2026-04-28 17:42:11	prevaluser02	preval user02	Success	Chrome / 147.0 / W	2026-04-28 16:52:30	santhosh	santhosh s	Success	Chrome / 147.0 / W	2026-04-28 16:02:51	prevaluser3	preval user3	Success	Chrome / 147.0 / W	2026-04-28 15:02:04	prevaluser3	preval user3	Success	Chrome / 147.0 / W	2026-04-28 14:21:07	santhosh	santhosh s	Success	Chrome / 147.0 / W	2026-04-28 13:13:20	prevaluser02	preval user02	Success	Chrome / 147.0 / W
Time	User Name	Full Name	Result	Browser																																																								
2026-04-28 18:05:30	prevaluser02	preval user02	Success	Chrome / 133.0 / W																																																								
2026-04-28 17:59:35	prevalnewuser01	preval newuser01	Success	Chrome / 133.0 / W																																																								
2026-04-28 17:50:16	prevaluser02	preval user02	Success	Chrome / 147.0 / W																																																								
2026-04-28 17:46:02	sneha	sneha S	Success	Chrome / 147.0 / W																																																								
2026-04-28 17:42:11	prevaluser02	preval user02	Success	Chrome / 147.0 / W																																																								
2026-04-28 16:52:30	santhosh	santhosh s	Success	Chrome / 147.0 / W																																																								
2026-04-28 16:02:51	prevaluser3	preval user3	Success	Chrome / 147.0 / W																																																								
2026-04-28 15:02:04	prevaluser3	preval user3	Success	Chrome / 147.0 / W																																																								
2026-04-28 14:21:07	santhosh	santhosh s	Success	Chrome / 147.0 / W																																																								
2026-04-28 13:13:20	prevaluser02	preval user02	Success	Chrome / 147.0 / W																																																								

	Project	SPORIFY	Document Type	OQ Script
			Document Version	1.0
Document Name	AG_SPOR_2026.1.0.0_OQ_AuthenticationLogs		Page	Page 40 of 78

Step No	Procedure Steps	Test Data	Expected Results	Actual Results	Test Status
	 <p>The screenshot shows the SPORIFY web application interface for viewing authentication logs. The browser address bar shows 'preval.sporify.eu/Application#/authenticationLogs'. The user is logged in as 'AGSAN\prevaluser02'. The interface includes a sidebar with navigation options like 'Referentials', 'Administration', 'Users', 'Logs', 'Audit logs', 'Change logs', 'Authentication logs', 'Languages', 'Settings', and 'Manage Systems'. The main content area displays a table of authentication logs with columns for User Name, Full Name, Result, Browser, and IP Address. The date range is set to '04/28/2026 - 04/28/2026' and the result filter is '(ALL)'. The table shows several successful login attempts for various users, including 'prevaluser02', 'prevalnewuser01', 'sneha', 'santhosh', and 'prevaluser3'. The bottom of the screenshot shows the Windows taskbar with the system clock at 18:07 on 28-04-2026.</p>				

	Project	SPORIFY	Document Type	OQ Script
			Document Version	1.0
Document Name	AG_SPOR_2026.1.0.0_OQ_AuthenticationLogs		Page	Page 41 of 78


Step No	Procedure Steps	Test Data	Expected Results	Actual Results	Test Status
Step 14	FR_ADM_LOG_011: Click on the 'Date Range' filter. *PS*	NA	The following date range options are presented: 1.Today 2.Yesterday 3.Last 7 Days 4.Last 30 Days 5.This Month 6.Last Month 7.Custom Range	AE Sneha S 28 Apr 2026 at 06:08 PM	Passed

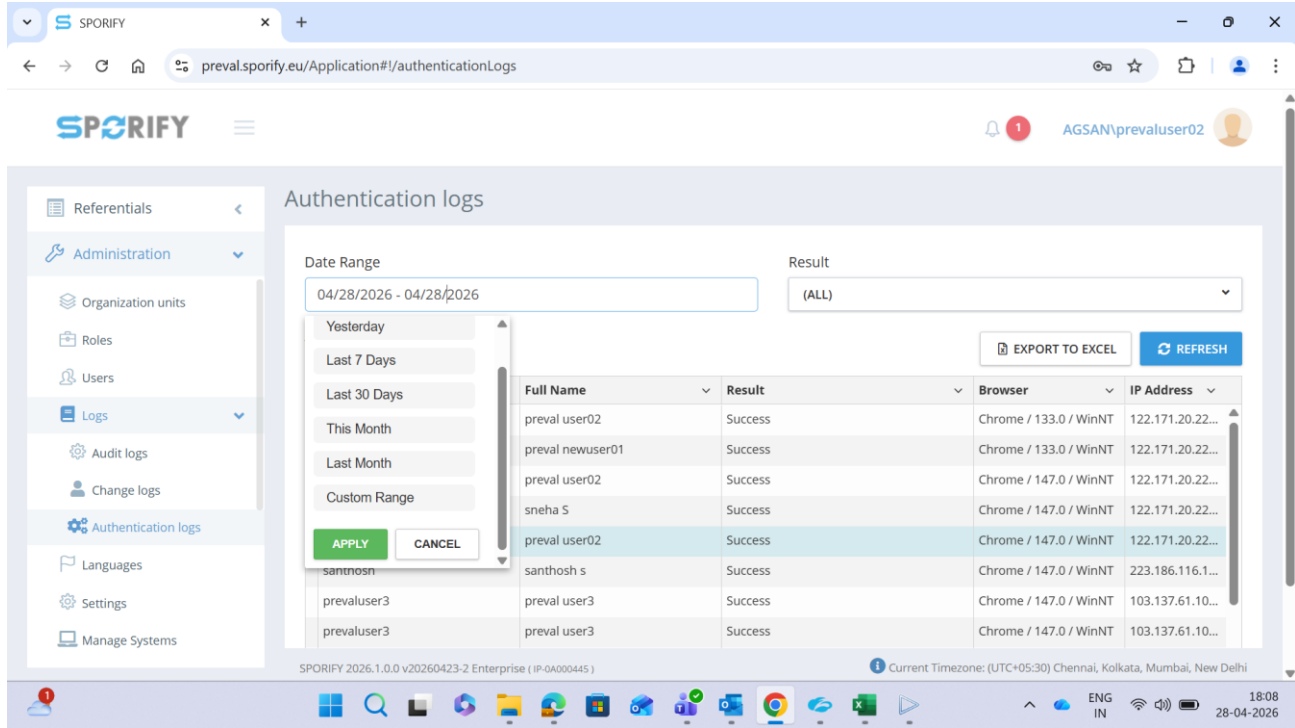



The screenshot displays the SPORIFY web application interface for viewing authentication logs. The browser address bar shows the URL: `preval.sporify.eu/Application#/authenticationLogs`. The application header includes the SPORIFY logo and a user profile for 'AGSAN\prevaluser02'. The left sidebar contains navigation options: Referentials, Administration, Organization units, Roles, Users, Logs, Audit logs, Change logs, Authentication logs, Languages, Settings, and Manage Systems. The main content area is titled 'Authentication logs' and features a 'Date Range' filter set to '04/28/2026 - 04/28/2026' and a 'Result' filter set to '(ALL)'. There are buttons for 'EXPORT TO EXCEL' and 'REFRESH'. Below the filters is a table of authentication logs:

Full Name	Result	Browser	IP Address
preval user02	Success	Chrome / 133.0 / WinNT	122.171.20.22...
preval newuser01	Success	Chrome / 133.0 / WinNT	122.171.20.22...
preval user02	Success	Chrome / 147.0 / WinNT	122.171.20.22...
sneha S	Success	Chrome / 147.0 / WinNT	122.171.20.22...
preval user02	Success	Chrome / 147.0 / WinNT	122.171.20.22...
santhosh s	Success	Chrome / 147.0 / WinNT	223.186.116.1...
prevaluser3	Success	Chrome / 147.0 / WinNT	103.137.61.10...
prevaluser3	Success	Chrome / 147.0 / WinNT	103.137.61.10...

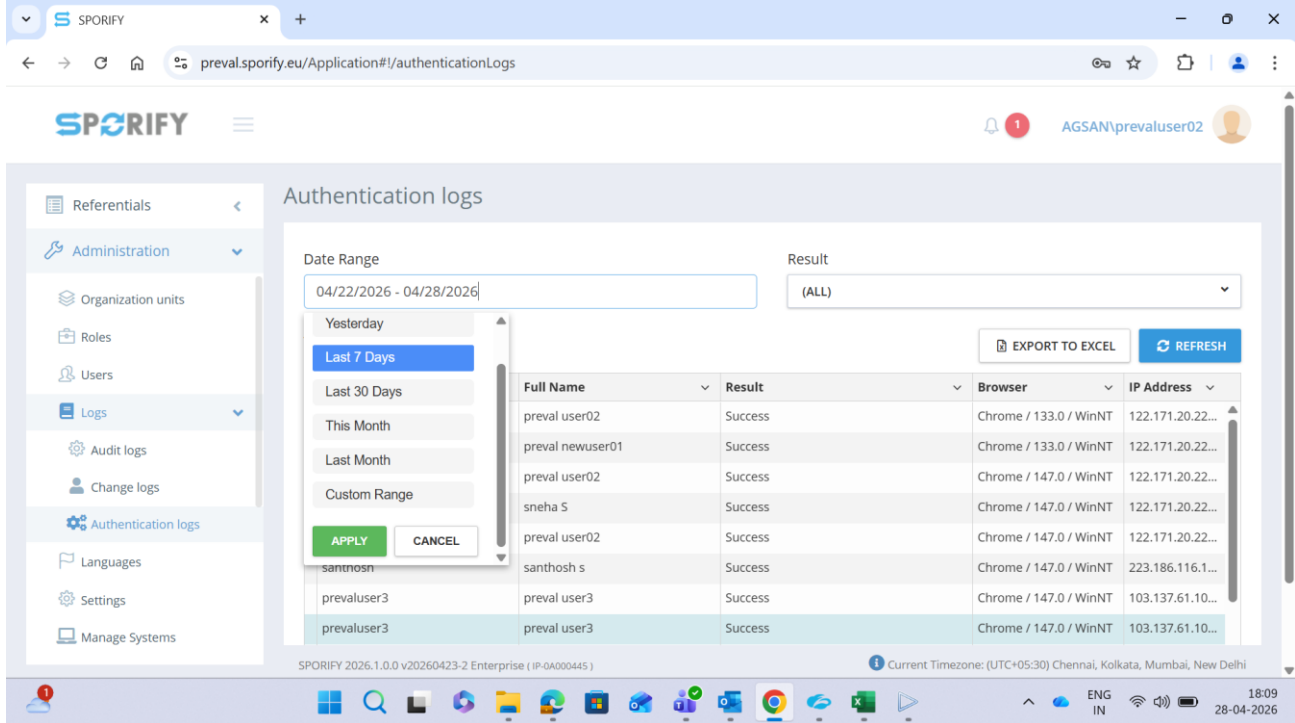
The footer of the application shows the version 'SPORIFY 2026.1.0.0 v20260423-2 Enterprise (IP-0A000445)' and the current time zone '(UTC+05:30) Chennai, Kolkata, Mumbai, New Delhi'. The Windows taskbar at the bottom shows the date and time as '18:08 28-04-2026'.

	Project	SPORIFY	Document Type	OQ Script
			Document Version	1.0
Document Name	AG_SPOR_2026.1.0.0_OQ_AuthenticationLogs		Page	Page 42 of 78

Step No	Procedure Steps	Test Data	Expected Results	Actual Results	Test Status																																				
 <p>The screenshot shows the SPORIFY web application interface. The browser window title is 'SPORIFY'. The address bar shows 'preval.sporify.eu/Application#/authenticationLogs'. The page header includes the SPORIFY logo and a user profile for 'AGSAN\prevaluser02'. The main content area is titled 'Authentication logs'. On the left, there is a navigation menu with options like 'Referentials', 'Administration', 'Organization units', 'Roles', 'Users', 'Logs', 'Audit logs', 'Change logs', 'Authentication logs', 'Languages', 'Settings', and 'Manage Systems'. The 'Authentication logs' section has a 'Date Range' filter set to '04/28/2026 - 04/28/2026' and a 'Result' dropdown set to '(ALL)'. There are 'EXPORT TO EXCEL' and 'REFRESH' buttons. Below the filters is a table of authentication logs with the following data:</p> <table border="1"> <thead> <tr> <th>Full Name</th> <th>Result</th> <th>Browser</th> <th>IP Address</th> </tr> </thead> <tbody> <tr> <td>preval user02</td> <td>Success</td> <td>Chrome / 133.0 / WinNT</td> <td>122.171.20.22...</td> </tr> <tr> <td>preval newuser01</td> <td>Success</td> <td>Chrome / 133.0 / WinNT</td> <td>122.171.20.22...</td> </tr> <tr> <td>preval user02</td> <td>Success</td> <td>Chrome / 147.0 / WinNT</td> <td>122.171.20.22...</td> </tr> <tr> <td>sneha S</td> <td>Success</td> <td>Chrome / 147.0 / WinNT</td> <td>122.171.20.22...</td> </tr> <tr> <td>preval user02</td> <td>Success</td> <td>Chrome / 147.0 / WinNT</td> <td>122.171.20.22...</td> </tr> <tr> <td>santhosh s</td> <td>Success</td> <td>Chrome / 147.0 / WinNT</td> <td>223.186.116.1...</td> </tr> <tr> <td>prevaluser3</td> <td>Success</td> <td>Chrome / 147.0 / WinNT</td> <td>103.137.61.10...</td> </tr> <tr> <td>prevaluser3</td> <td>Success</td> <td>Chrome / 147.0 / WinNT</td> <td>103.137.61.10...</td> </tr> </tbody> </table> <p>The footer of the application shows 'SPORIFY 2026.1.0.0 v20260423-2 Enterprise (IP-0A000445)' and 'Current Timezone: (UTC+05:30) Chennai, Kolkata, Mumbai, New Delhi'. The Windows taskbar at the bottom shows the system tray with the date '28-04-2026' and time '18:08'.</p>						Full Name	Result	Browser	IP Address	preval user02	Success	Chrome / 133.0 / WinNT	122.171.20.22...	preval newuser01	Success	Chrome / 133.0 / WinNT	122.171.20.22...	preval user02	Success	Chrome / 147.0 / WinNT	122.171.20.22...	sneha S	Success	Chrome / 147.0 / WinNT	122.171.20.22...	preval user02	Success	Chrome / 147.0 / WinNT	122.171.20.22...	santhosh s	Success	Chrome / 147.0 / WinNT	223.186.116.1...	prevaluser3	Success	Chrome / 147.0 / WinNT	103.137.61.10...	prevaluser3	Success	Chrome / 147.0 / WinNT	103.137.61.10...
Full Name	Result	Browser	IP Address																																						
preval user02	Success	Chrome / 133.0 / WinNT	122.171.20.22...																																						
preval newuser01	Success	Chrome / 133.0 / WinNT	122.171.20.22...																																						
preval user02	Success	Chrome / 147.0 / WinNT	122.171.20.22...																																						
sneha S	Success	Chrome / 147.0 / WinNT	122.171.20.22...																																						
preval user02	Success	Chrome / 147.0 / WinNT	122.171.20.22...																																						
santhosh s	Success	Chrome / 147.0 / WinNT	223.186.116.1...																																						
prevaluser3	Success	Chrome / 147.0 / WinNT	103.137.61.10...																																						
prevaluser3	Success	Chrome / 147.0 / WinNT	103.137.61.10...																																						

	Project	SPORIFY	Document Type	OQ Script
			Document Version	1.0
Document Name	AG_SPOR_2026.1.0.0_OQ_AuthenticationLogs		Page	Page 43 of 78


Step No	Procedure Steps	Test Data	Expected Results	Actual Results	Test Status
Step 15	Select a date range as mentioned in test data column and click on Refresh button. *PS*	Date Range: <Last 7 Days>	The date range filter is applied. Login attempts details from the last 7 days are shown.	Date Range: Last 7 Days AE Sneha S 28 Apr 2026 at 06:11 PM	Passed

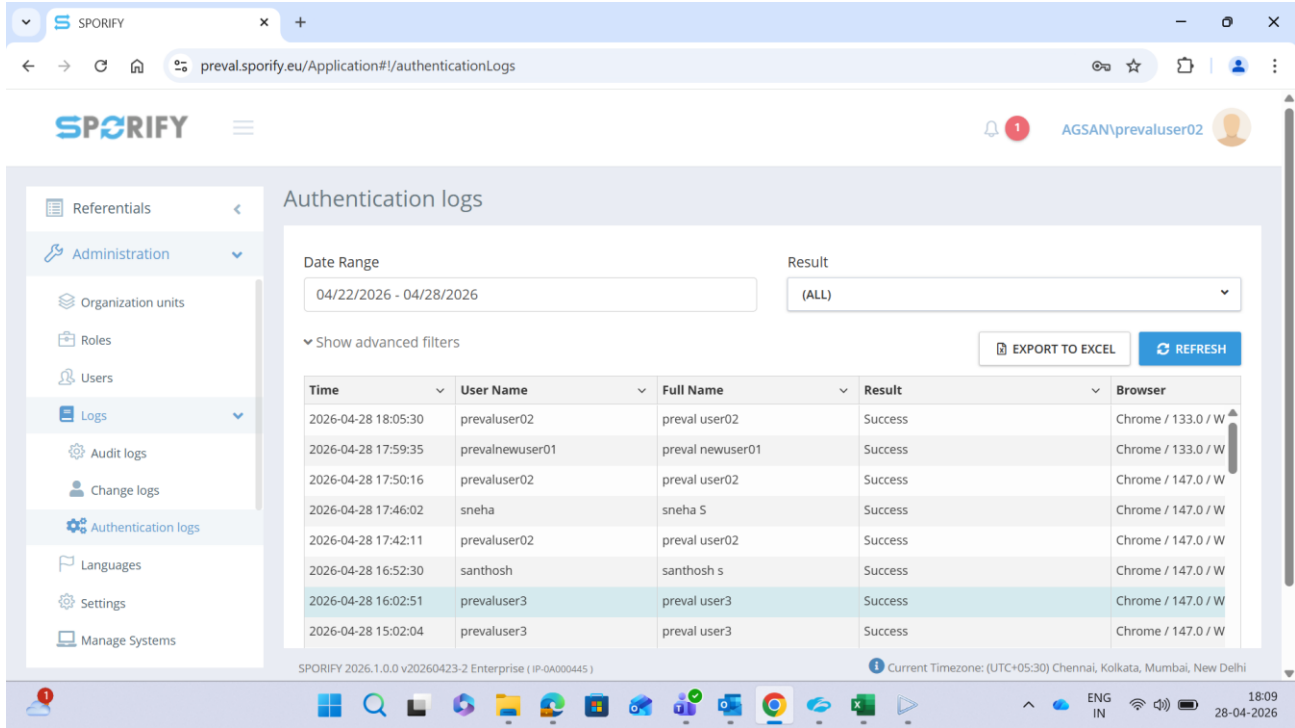



The screenshot shows the SPORIFY web application interface. The main content area is titled "Authentication logs". A date range filter is set to "04/22/2026 - 04/28/2026" with a dropdown menu open showing options like "Yesterday", "Last 7 Days", "Last 30 Days", "This Month", "Last Month", and "Custom Range". The "Last 7 Days" option is selected. A "Result" dropdown is set to "(ALL)". There are buttons for "EXPORT TO EXCEL" and "REFRESH". Below the filters is a table of authentication logs:

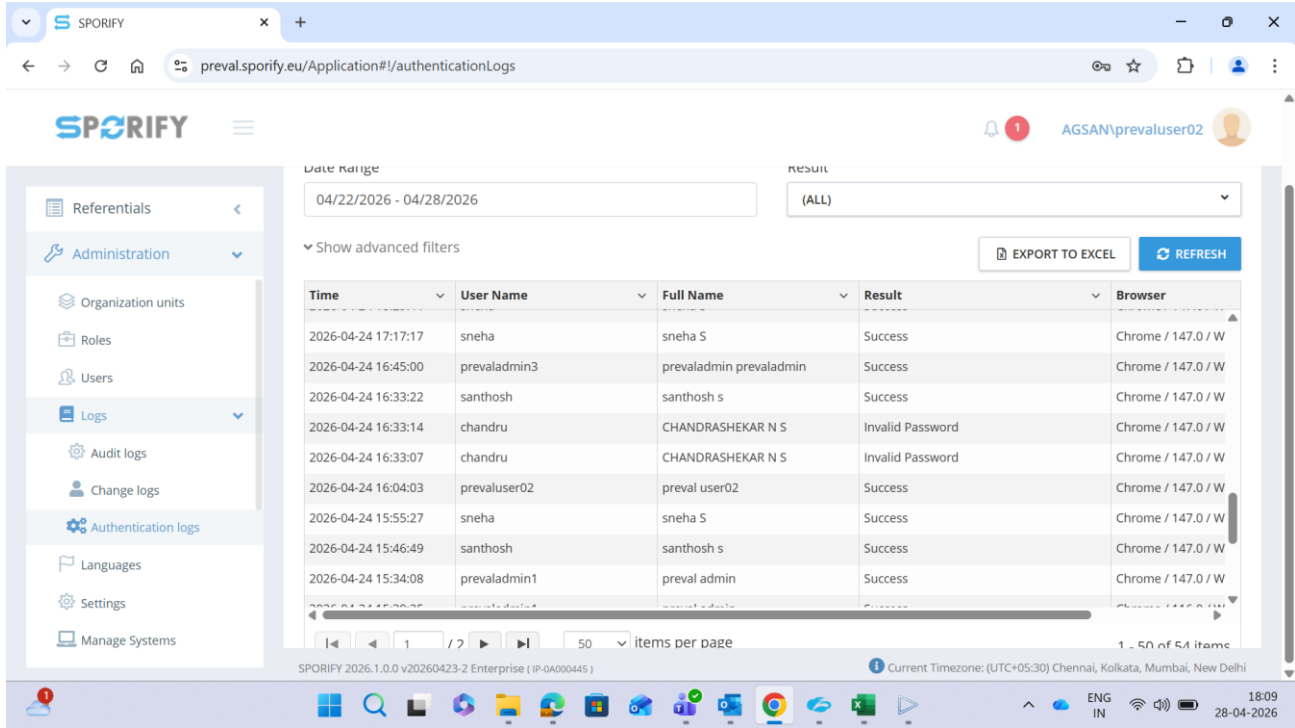
Full Name	Result	Browser	IP Address
preval user02	Success	Chrome / 133.0 / WinNT	122.171.20.22...
preval newuser01	Success	Chrome / 133.0 / WinNT	122.171.20.22...
preval user02	Success	Chrome / 147.0 / WinNT	122.171.20.22...
sneha S	Success	Chrome / 147.0 / WinNT	122.171.20.22...
preval user02	Success	Chrome / 147.0 / WinNT	122.171.20.22...
santhosh s	Success	Chrome / 147.0 / WinNT	223.186.116.1...
prevaluser3	Success	Chrome / 147.0 / WinNT	103.137.61.10...
prevaluser3	Success	Chrome / 147.0 / WinNT	103.137.61.10...


The bottom of the screenshot shows the Windows taskbar with the system tray displaying the time as 18:09 on 28-04-2026 and the language set to ENG IN.

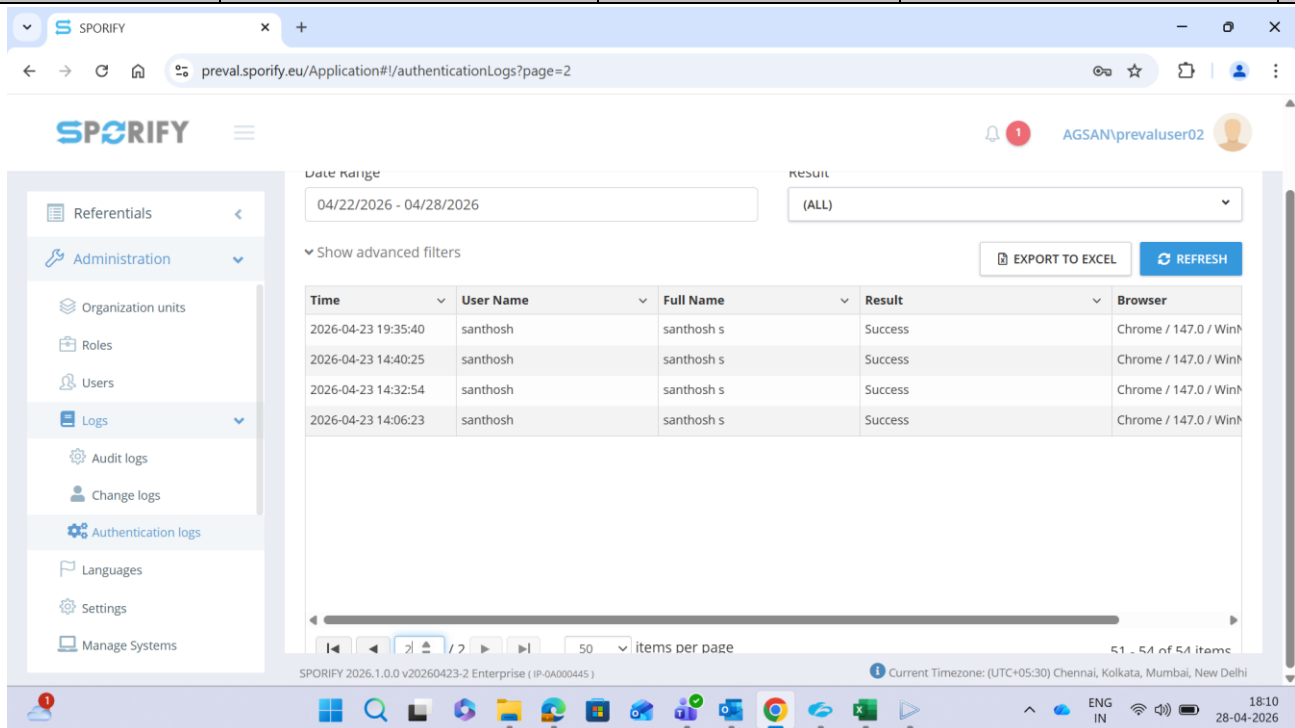
	Project	SPORIFY	Document Type	OQ Script
			Document Version	1.0
Document Name	AG_SPOR_2026.1.0.0_OQ_AuthenticationLogs		Page	Page 44 of 78


Step No	Procedure Steps	Test Data	Expected Results	Actual Results	Test Status																																													
	 <p>The screenshot shows the SPORIFY web application interface for viewing authentication logs. The browser address bar shows 'preval.sporify.eu/Application#/authenticationLogs'. The user is logged in as 'AGSAN\prevaluser02'. The 'Authentication logs' section is active, displaying a table of log entries for the date range '04/22/2026 - 04/28/2026'. The table has columns for Time, User Name, Full Name, Result, and Browser. All entries show a 'Success' result. The footer of the application indicates 'SPORIFY 2026.1.0.0 v20260423-2 Enterprise (IP-0A000445)' and the current time zone is '(UTC+05:30) Chennai, Kolkata, Mumbai, New Delhi'.</p> <table border="1"> <thead> <tr> <th>Time</th> <th>User Name</th> <th>Full Name</th> <th>Result</th> <th>Browser</th> </tr> </thead> <tbody> <tr> <td>2026-04-28 18:05:30</td> <td>prevaluser02</td> <td>preval user02</td> <td>Success</td> <td>Chrome / 133.0 / W</td> </tr> <tr> <td>2026-04-28 17:59:35</td> <td>prevalnewuser01</td> <td>preval newuser01</td> <td>Success</td> <td>Chrome / 133.0 / W</td> </tr> <tr> <td>2026-04-28 17:50:16</td> <td>prevaluser02</td> <td>preval user02</td> <td>Success</td> <td>Chrome / 147.0 / W</td> </tr> <tr> <td>2026-04-28 17:46:02</td> <td>sneha</td> <td>sneha S</td> <td>Success</td> <td>Chrome / 147.0 / W</td> </tr> <tr> <td>2026-04-28 17:42:11</td> <td>prevaluser02</td> <td>preval user02</td> <td>Success</td> <td>Chrome / 147.0 / W</td> </tr> <tr> <td>2026-04-28 16:52:30</td> <td>santhosh</td> <td>santhosh s</td> <td>Success</td> <td>Chrome / 147.0 / W</td> </tr> <tr> <td>2026-04-28 16:02:51</td> <td>prevaluser3</td> <td>preval user3</td> <td>Success</td> <td>Chrome / 147.0 / W</td> </tr> <tr> <td>2026-04-28 15:02:04</td> <td>prevaluser3</td> <td>preval user3</td> <td>Success</td> <td>Chrome / 147.0 / W</td> </tr> </tbody> </table>					Time	User Name	Full Name	Result	Browser	2026-04-28 18:05:30	prevaluser02	preval user02	Success	Chrome / 133.0 / W	2026-04-28 17:59:35	prevalnewuser01	preval newuser01	Success	Chrome / 133.0 / W	2026-04-28 17:50:16	prevaluser02	preval user02	Success	Chrome / 147.0 / W	2026-04-28 17:46:02	sneha	sneha S	Success	Chrome / 147.0 / W	2026-04-28 17:42:11	prevaluser02	preval user02	Success	Chrome / 147.0 / W	2026-04-28 16:52:30	santhosh	santhosh s	Success	Chrome / 147.0 / W	2026-04-28 16:02:51	prevaluser3	preval user3	Success	Chrome / 147.0 / W	2026-04-28 15:02:04	prevaluser3	preval user3	Success	Chrome / 147.0 / W
Time	User Name	Full Name	Result	Browser																																														
2026-04-28 18:05:30	prevaluser02	preval user02	Success	Chrome / 133.0 / W																																														
2026-04-28 17:59:35	prevalnewuser01	preval newuser01	Success	Chrome / 133.0 / W																																														
2026-04-28 17:50:16	prevaluser02	preval user02	Success	Chrome / 147.0 / W																																														
2026-04-28 17:46:02	sneha	sneha S	Success	Chrome / 147.0 / W																																														
2026-04-28 17:42:11	prevaluser02	preval user02	Success	Chrome / 147.0 / W																																														
2026-04-28 16:52:30	santhosh	santhosh s	Success	Chrome / 147.0 / W																																														
2026-04-28 16:02:51	prevaluser3	preval user3	Success	Chrome / 147.0 / W																																														
2026-04-28 15:02:04	prevaluser3	preval user3	Success	Chrome / 147.0 / W																																														

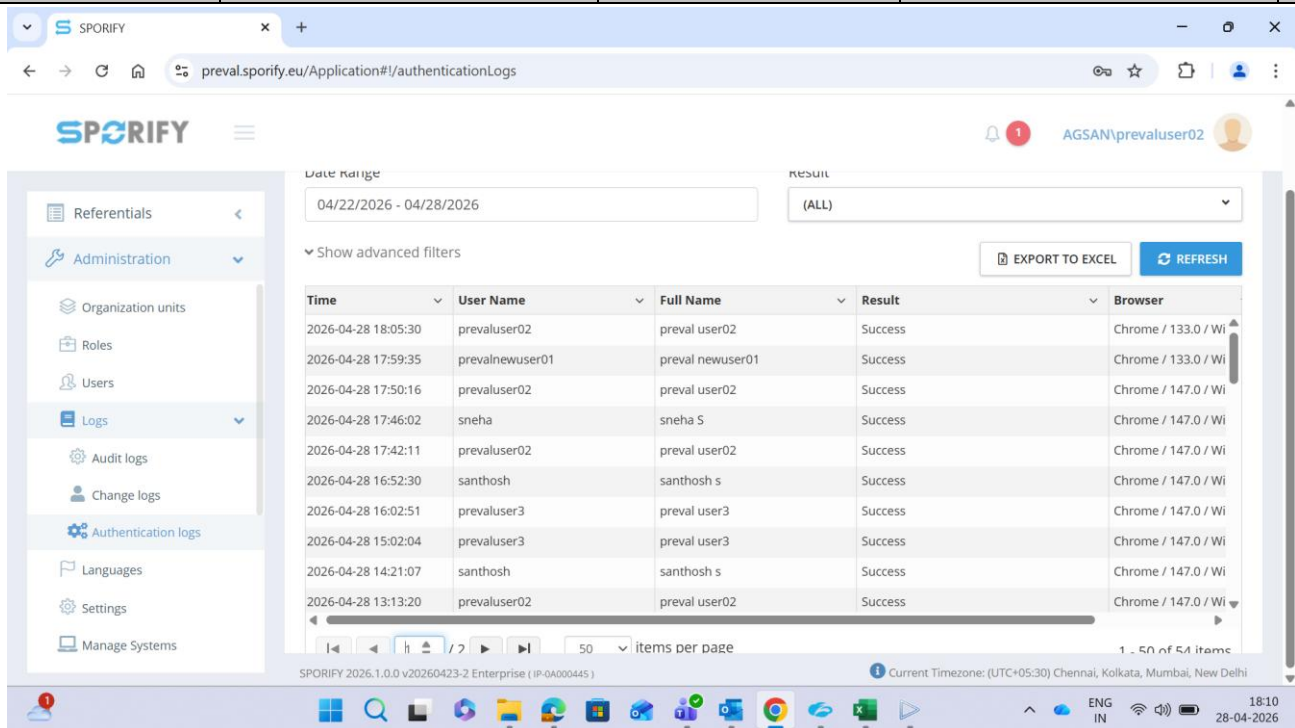
	Project	SPORIFY	Document Type	OQ Script
			Document Version	1.0
Document Name	AG_SPOR_2026.1.0.0_OQ_AuthenticationLogs		Page	Page 45 of 78


Step No	Procedure Steps	Test Data	Expected Results	Actual Results	Test Status																																																		
	 <p>The screenshot shows the SPORIFY web application interface for viewing authentication logs. The browser address bar shows 'preval.sporify.eu/Application#/authenticationLogs'. The user is logged in as 'AGSAN\prevaluser02'. The interface includes a sidebar with navigation options like 'Referentials', 'Administration', 'Organization units', 'Roles', 'Users', 'Logs', 'Audit logs', 'Change logs', 'Authentication logs', 'Languages', 'Settings', and 'Manage Systems'. The main content area displays a table of authentication logs with columns for Time, User Name, Full Name, Result, and Browser. The date range is set to '04/22/2026 - 04/28/2026' and the result filter is '(ALL)'. There are buttons for 'EXPORT TO EXCEL' and 'REFRESH'. The table shows several successful and failed login attempts.</p> <table border="1"> <thead> <tr> <th>Time</th> <th>User Name</th> <th>Full Name</th> <th>Result</th> <th>Browser</th> </tr> </thead> <tbody> <tr> <td>2026-04-24 17:17:17</td> <td>sneha</td> <td>sneha S</td> <td>Success</td> <td>Chrome / 147.0 / W</td> </tr> <tr> <td>2026-04-24 16:45:00</td> <td>prevaladmin3</td> <td>prevaladmin prevaladmin</td> <td>Success</td> <td>Chrome / 147.0 / W</td> </tr> <tr> <td>2026-04-24 16:33:22</td> <td>santhosh</td> <td>santhosh s</td> <td>Success</td> <td>Chrome / 147.0 / W</td> </tr> <tr> <td>2026-04-24 16:33:14</td> <td>chandru</td> <td>CHANDRASHEKAR N S</td> <td>Invalid Password</td> <td>Chrome / 147.0 / W</td> </tr> <tr> <td>2026-04-24 16:33:07</td> <td>chandru</td> <td>CHANDRASHEKAR N S</td> <td>Invalid Password</td> <td>Chrome / 147.0 / W</td> </tr> <tr> <td>2026-04-24 16:04:03</td> <td>prevaluser02</td> <td>preval user02</td> <td>Success</td> <td>Chrome / 147.0 / W</td> </tr> <tr> <td>2026-04-24 15:55:27</td> <td>sneha</td> <td>sneha S</td> <td>Success</td> <td>Chrome / 147.0 / W</td> </tr> <tr> <td>2026-04-24 15:46:49</td> <td>santhosh</td> <td>santhosh s</td> <td>Success</td> <td>Chrome / 147.0 / W</td> </tr> <tr> <td>2026-04-24 15:34:08</td> <td>prevaladmin1</td> <td>preval admin</td> <td>Success</td> <td>Chrome / 147.0 / W</td> </tr> </tbody> </table>					Time	User Name	Full Name	Result	Browser	2026-04-24 17:17:17	sneha	sneha S	Success	Chrome / 147.0 / W	2026-04-24 16:45:00	prevaladmin3	prevaladmin prevaladmin	Success	Chrome / 147.0 / W	2026-04-24 16:33:22	santhosh	santhosh s	Success	Chrome / 147.0 / W	2026-04-24 16:33:14	chandru	CHANDRASHEKAR N S	Invalid Password	Chrome / 147.0 / W	2026-04-24 16:33:07	chandru	CHANDRASHEKAR N S	Invalid Password	Chrome / 147.0 / W	2026-04-24 16:04:03	prevaluser02	preval user02	Success	Chrome / 147.0 / W	2026-04-24 15:55:27	sneha	sneha S	Success	Chrome / 147.0 / W	2026-04-24 15:46:49	santhosh	santhosh s	Success	Chrome / 147.0 / W	2026-04-24 15:34:08	prevaladmin1	preval admin	Success	Chrome / 147.0 / W
Time	User Name	Full Name	Result	Browser																																																			
2026-04-24 17:17:17	sneha	sneha S	Success	Chrome / 147.0 / W																																																			
2026-04-24 16:45:00	prevaladmin3	prevaladmin prevaladmin	Success	Chrome / 147.0 / W																																																			
2026-04-24 16:33:22	santhosh	santhosh s	Success	Chrome / 147.0 / W																																																			
2026-04-24 16:33:14	chandru	CHANDRASHEKAR N S	Invalid Password	Chrome / 147.0 / W																																																			
2026-04-24 16:33:07	chandru	CHANDRASHEKAR N S	Invalid Password	Chrome / 147.0 / W																																																			
2026-04-24 16:04:03	prevaluser02	preval user02	Success	Chrome / 147.0 / W																																																			
2026-04-24 15:55:27	sneha	sneha S	Success	Chrome / 147.0 / W																																																			
2026-04-24 15:46:49	santhosh	santhosh s	Success	Chrome / 147.0 / W																																																			
2026-04-24 15:34:08	prevaladmin1	preval admin	Success	Chrome / 147.0 / W																																																			

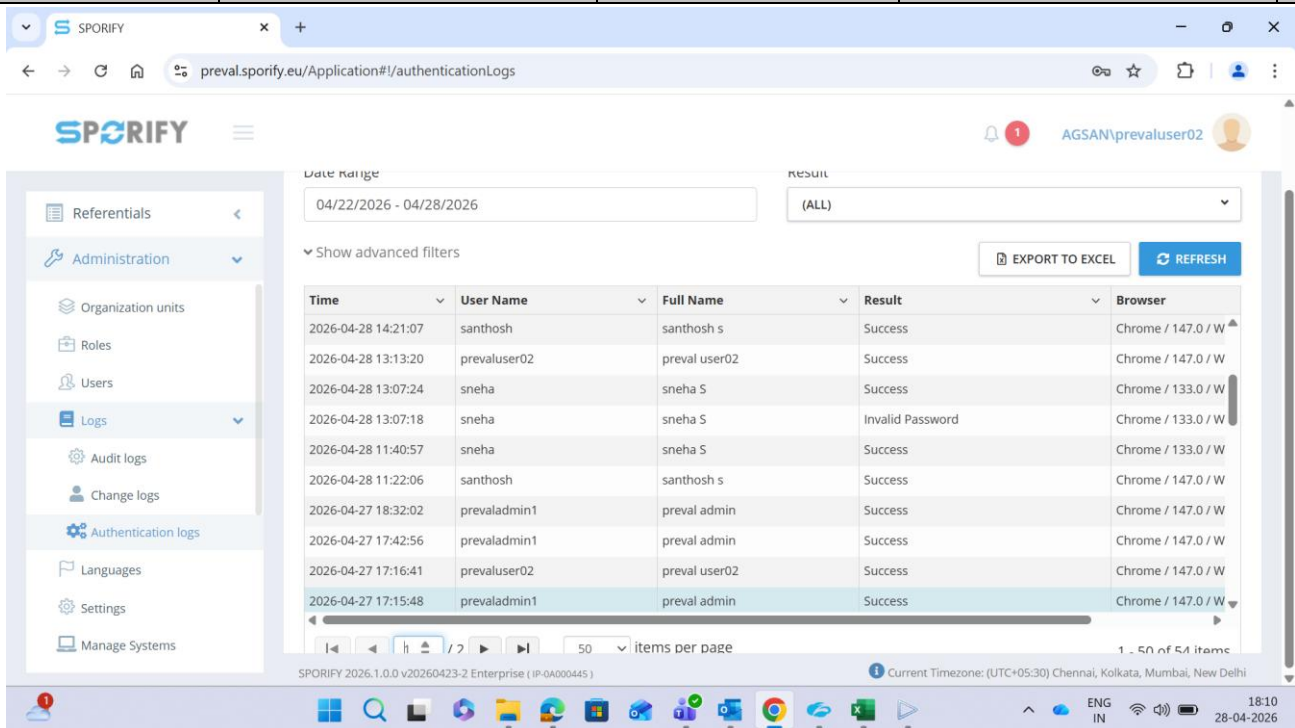
	Project	SPORIFY	Document Type	OQ Script
			Document Version	1.0
Document Name	AG_SPOR_2026.1.0.0_OQ_AuthenticationLogs		Page	Page 46 of 78


Step No	Procedure Steps	Test Data	Expected Results	Actual Results	Test Status																									
	 <p>The screenshot displays the SPORIFY application's authentication logs page. The interface includes a sidebar with 'Administration' > 'Logs' selected. The main content area shows a date range filter for '04/22/2026 - 04/28/2026' and a 'result' dropdown set to '(ALL)'. Below these are 'EXPORT TO EXCEL' and 'REFRESH' buttons. A table lists authentication events with columns: Time, User Name, Full Name, Result, and Browser. The table contains four rows of successful login attempts for user 'santhosh s'.</p> <table border="1"> <thead> <tr> <th>Time</th> <th>User Name</th> <th>Full Name</th> <th>Result</th> <th>Browser</th> </tr> </thead> <tbody> <tr> <td>2026-04-23 19:35:40</td> <td>santhosh</td> <td>santhosh s</td> <td>Success</td> <td>Chrome / 147.0 / Win</td> </tr> <tr> <td>2026-04-23 14:40:25</td> <td>santhosh</td> <td>santhosh s</td> <td>Success</td> <td>Chrome / 147.0 / Win</td> </tr> <tr> <td>2026-04-23 14:32:54</td> <td>santhosh</td> <td>santhosh s</td> <td>Success</td> <td>Chrome / 147.0 / Win</td> </tr> <tr> <td>2026-04-23 14:06:23</td> <td>santhosh</td> <td>santhosh s</td> <td>Success</td> <td>Chrome / 147.0 / Win</td> </tr> </tbody> </table>					Time	User Name	Full Name	Result	Browser	2026-04-23 19:35:40	santhosh	santhosh s	Success	Chrome / 147.0 / Win	2026-04-23 14:40:25	santhosh	santhosh s	Success	Chrome / 147.0 / Win	2026-04-23 14:32:54	santhosh	santhosh s	Success	Chrome / 147.0 / Win	2026-04-23 14:06:23	santhosh	santhosh s	Success	Chrome / 147.0 / Win
Time	User Name	Full Name	Result	Browser																										
2026-04-23 19:35:40	santhosh	santhosh s	Success	Chrome / 147.0 / Win																										
2026-04-23 14:40:25	santhosh	santhosh s	Success	Chrome / 147.0 / Win																										
2026-04-23 14:32:54	santhosh	santhosh s	Success	Chrome / 147.0 / Win																										
2026-04-23 14:06:23	santhosh	santhosh s	Success	Chrome / 147.0 / Win																										

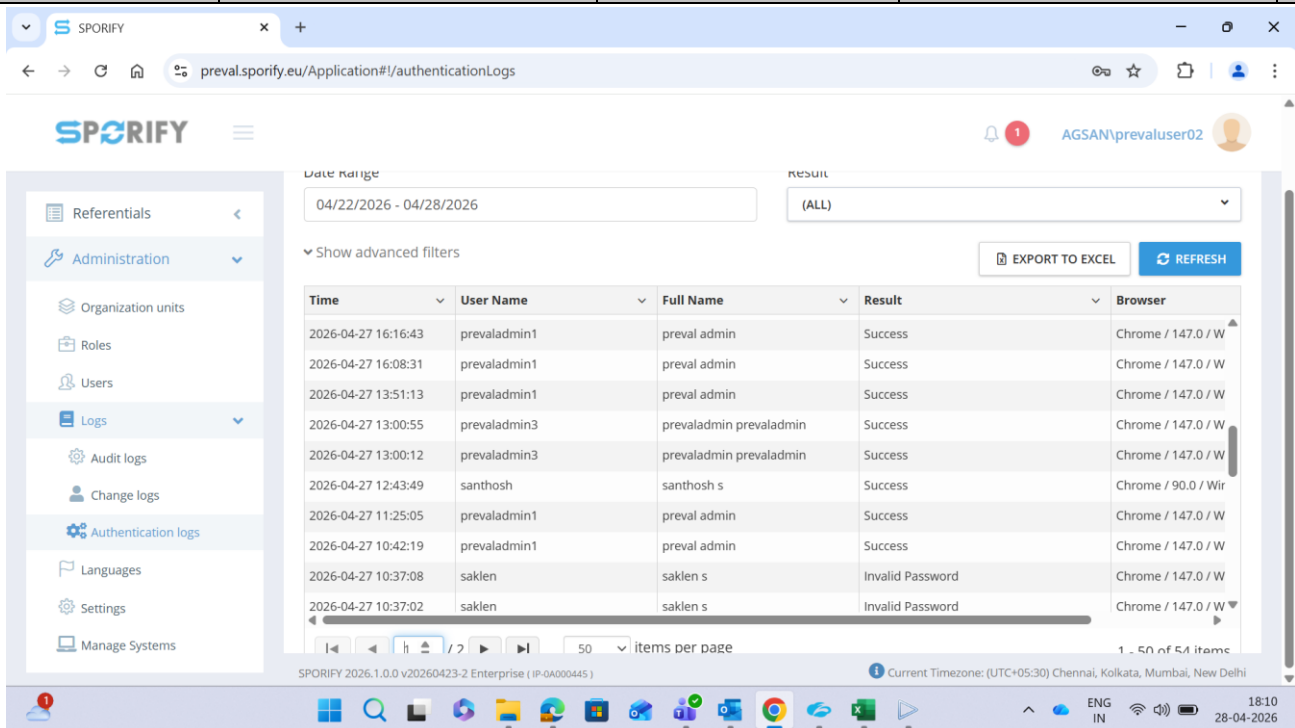
	Project	SPORIFY	Document Type	OQ Script
			Document Version	1.0
Document Name	AG_SPOR_2026.1.0.0_OQ_AuthenticationLogs		Page	Page 47 of 78


Step No	Procedure Steps	Test Data	Expected Results	Actual Results	Test Status																																																							
	 <p>The screenshot displays the SPORIFY authentication logs interface. The date range is set to 04/22/2026 - 04/28/2026, and the result filter is (ALL). The logs table shows the following data:</p> <table border="1"> <thead> <tr> <th>Time</th> <th>User Name</th> <th>Full Name</th> <th>Result</th> <th>Browser</th> </tr> </thead> <tbody> <tr> <td>2026-04-28 18:05:30</td> <td>prevauser02</td> <td>preval user02</td> <td>Success</td> <td>Chrome / 133.0 / Wi</td> </tr> <tr> <td>2026-04-28 17:59:35</td> <td>prevalnewuser01</td> <td>preval newuser01</td> <td>Success</td> <td>Chrome / 133.0 / Wi</td> </tr> <tr> <td>2026-04-28 17:50:16</td> <td>prevauser02</td> <td>preval user02</td> <td>Success</td> <td>Chrome / 147.0 / Wi</td> </tr> <tr> <td>2026-04-28 17:46:02</td> <td>sneha</td> <td>sneha S</td> <td>Success</td> <td>Chrome / 147.0 / Wi</td> </tr> <tr> <td>2026-04-28 17:42:11</td> <td>prevauser02</td> <td>preval user02</td> <td>Success</td> <td>Chrome / 147.0 / Wi</td> </tr> <tr> <td>2026-04-28 16:52:30</td> <td>santhosh</td> <td>santhosh s</td> <td>Success</td> <td>Chrome / 147.0 / Wi</td> </tr> <tr> <td>2026-04-28 16:02:51</td> <td>prevauser3</td> <td>preval user3</td> <td>Success</td> <td>Chrome / 147.0 / Wi</td> </tr> <tr> <td>2026-04-28 15:02:04</td> <td>prevauser3</td> <td>preval user3</td> <td>Success</td> <td>Chrome / 147.0 / Wi</td> </tr> <tr> <td>2026-04-28 14:21:07</td> <td>santhosh</td> <td>santhosh s</td> <td>Success</td> <td>Chrome / 147.0 / Wi</td> </tr> <tr> <td>2026-04-28 13:13:20</td> <td>prevauser02</td> <td>preval user02</td> <td>Success</td> <td>Chrome / 147.0 / Wi</td> </tr> </tbody> </table>					Time	User Name	Full Name	Result	Browser	2026-04-28 18:05:30	prevauser02	preval user02	Success	Chrome / 133.0 / Wi	2026-04-28 17:59:35	prevalnewuser01	preval newuser01	Success	Chrome / 133.0 / Wi	2026-04-28 17:50:16	prevauser02	preval user02	Success	Chrome / 147.0 / Wi	2026-04-28 17:46:02	sneha	sneha S	Success	Chrome / 147.0 / Wi	2026-04-28 17:42:11	prevauser02	preval user02	Success	Chrome / 147.0 / Wi	2026-04-28 16:52:30	santhosh	santhosh s	Success	Chrome / 147.0 / Wi	2026-04-28 16:02:51	prevauser3	preval user3	Success	Chrome / 147.0 / Wi	2026-04-28 15:02:04	prevauser3	preval user3	Success	Chrome / 147.0 / Wi	2026-04-28 14:21:07	santhosh	santhosh s	Success	Chrome / 147.0 / Wi	2026-04-28 13:13:20	prevauser02	preval user02	Success	Chrome / 147.0 / Wi
Time	User Name	Full Name	Result	Browser																																																								
2026-04-28 18:05:30	prevauser02	preval user02	Success	Chrome / 133.0 / Wi																																																								
2026-04-28 17:59:35	prevalnewuser01	preval newuser01	Success	Chrome / 133.0 / Wi																																																								
2026-04-28 17:50:16	prevauser02	preval user02	Success	Chrome / 147.0 / Wi																																																								
2026-04-28 17:46:02	sneha	sneha S	Success	Chrome / 147.0 / Wi																																																								
2026-04-28 17:42:11	prevauser02	preval user02	Success	Chrome / 147.0 / Wi																																																								
2026-04-28 16:52:30	santhosh	santhosh s	Success	Chrome / 147.0 / Wi																																																								
2026-04-28 16:02:51	prevauser3	preval user3	Success	Chrome / 147.0 / Wi																																																								
2026-04-28 15:02:04	prevauser3	preval user3	Success	Chrome / 147.0 / Wi																																																								
2026-04-28 14:21:07	santhosh	santhosh s	Success	Chrome / 147.0 / Wi																																																								
2026-04-28 13:13:20	prevauser02	preval user02	Success	Chrome / 147.0 / Wi																																																								

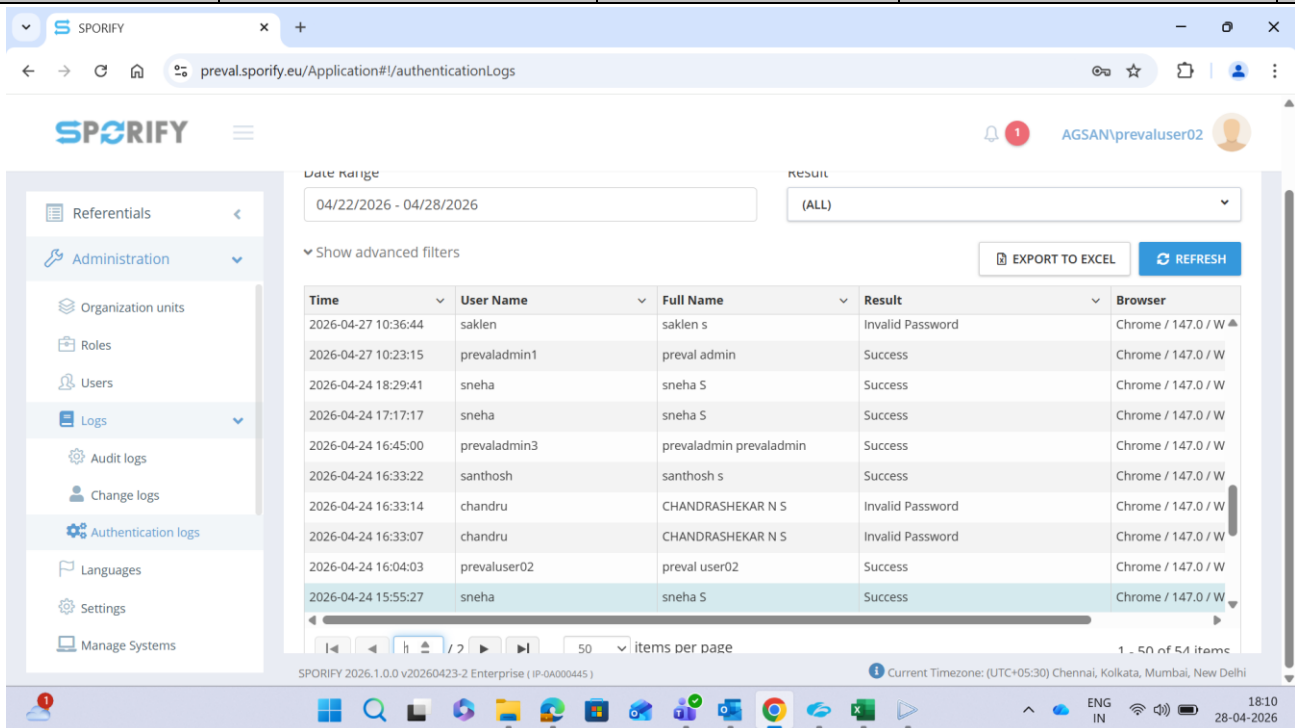
	Project	SPORIFY	Document Type	OQ Script
			Document Version	1.0
Document Name	AG_SPOR_2026.1.0.0_OQ_AuthenticationLogs		Page	Page 48 of 78


Step No	Procedure Steps	Test Data	Expected Results	Actual Results	Test Status																																																							
	 <p>The screenshot shows the SPORIFY application interface for viewing authentication logs. The browser address bar shows 'preval.sporify.eu/Application#/authenticationLogs'. The user is logged in as 'AGSAN\prevaluser02'. The interface includes a sidebar with navigation options like 'Referentials', 'Administration', 'Organization units', 'Roles', 'Users', 'Logs', 'Audit logs', 'Change logs', 'Authentication logs', 'Languages', 'Settings', and 'Manage Systems'. The main content area displays a table of authentication logs with columns for Time, User Name, Full Name, Result, and Browser. The date range is set to '04/22/2026 - 04/28/2026' and the result filter is '(ALL)'. There are buttons for 'EXPORT TO EXCEL' and 'REFRESH'. The table shows 10 entries, with the last one selected. The footer of the application shows 'SPORIFY 2026.1.0.0 v20260423-2 Enterprise (IP-0A000445)' and the current time zone is '(UTC+05:30) Chennai, Kolkata, Mumbai, New Delhi'. The Windows taskbar at the bottom shows the date '28-04-2026' and time '18:10'.</p> <table border="1"> <thead> <tr> <th>Time</th> <th>User Name</th> <th>Full Name</th> <th>Result</th> <th>Browser</th> </tr> </thead> <tbody> <tr> <td>2026-04-28 14:21:07</td> <td>santhosh</td> <td>santhosh s</td> <td>Success</td> <td>Chrome / 147.0 / W</td> </tr> <tr> <td>2026-04-28 13:13:20</td> <td>prevaluser02</td> <td>preval user02</td> <td>Success</td> <td>Chrome / 147.0 / W</td> </tr> <tr> <td>2026-04-28 13:07:24</td> <td>sneha</td> <td>sneha S</td> <td>Success</td> <td>Chrome / 133.0 / W</td> </tr> <tr> <td>2026-04-28 13:07:18</td> <td>sneha</td> <td>sneha S</td> <td>Invalid Password</td> <td>Chrome / 133.0 / W</td> </tr> <tr> <td>2026-04-28 11:40:57</td> <td>sneha</td> <td>sneha S</td> <td>Success</td> <td>Chrome / 133.0 / W</td> </tr> <tr> <td>2026-04-28 11:22:06</td> <td>santhosh</td> <td>santhosh s</td> <td>Success</td> <td>Chrome / 147.0 / W</td> </tr> <tr> <td>2026-04-27 18:32:02</td> <td>prevaladmin1</td> <td>preval admin</td> <td>Success</td> <td>Chrome / 147.0 / W</td> </tr> <tr> <td>2026-04-27 17:42:56</td> <td>prevaladmin1</td> <td>preval admin</td> <td>Success</td> <td>Chrome / 147.0 / W</td> </tr> <tr> <td>2026-04-27 17:16:41</td> <td>prevaluser02</td> <td>preval user02</td> <td>Success</td> <td>Chrome / 147.0 / W</td> </tr> <tr> <td>2026-04-27 17:15:48</td> <td>prevaladmin1</td> <td>preval admin</td> <td>Success</td> <td>Chrome / 147.0 / W</td> </tr> </tbody> </table>					Time	User Name	Full Name	Result	Browser	2026-04-28 14:21:07	santhosh	santhosh s	Success	Chrome / 147.0 / W	2026-04-28 13:13:20	prevaluser02	preval user02	Success	Chrome / 147.0 / W	2026-04-28 13:07:24	sneha	sneha S	Success	Chrome / 133.0 / W	2026-04-28 13:07:18	sneha	sneha S	Invalid Password	Chrome / 133.0 / W	2026-04-28 11:40:57	sneha	sneha S	Success	Chrome / 133.0 / W	2026-04-28 11:22:06	santhosh	santhosh s	Success	Chrome / 147.0 / W	2026-04-27 18:32:02	prevaladmin1	preval admin	Success	Chrome / 147.0 / W	2026-04-27 17:42:56	prevaladmin1	preval admin	Success	Chrome / 147.0 / W	2026-04-27 17:16:41	prevaluser02	preval user02	Success	Chrome / 147.0 / W	2026-04-27 17:15:48	prevaladmin1	preval admin	Success	Chrome / 147.0 / W
Time	User Name	Full Name	Result	Browser																																																								
2026-04-28 14:21:07	santhosh	santhosh s	Success	Chrome / 147.0 / W																																																								
2026-04-28 13:13:20	prevaluser02	preval user02	Success	Chrome / 147.0 / W																																																								
2026-04-28 13:07:24	sneha	sneha S	Success	Chrome / 133.0 / W																																																								
2026-04-28 13:07:18	sneha	sneha S	Invalid Password	Chrome / 133.0 / W																																																								
2026-04-28 11:40:57	sneha	sneha S	Success	Chrome / 133.0 / W																																																								
2026-04-28 11:22:06	santhosh	santhosh s	Success	Chrome / 147.0 / W																																																								
2026-04-27 18:32:02	prevaladmin1	preval admin	Success	Chrome / 147.0 / W																																																								
2026-04-27 17:42:56	prevaladmin1	preval admin	Success	Chrome / 147.0 / W																																																								
2026-04-27 17:16:41	prevaluser02	preval user02	Success	Chrome / 147.0 / W																																																								
2026-04-27 17:15:48	prevaladmin1	preval admin	Success	Chrome / 147.0 / W																																																								

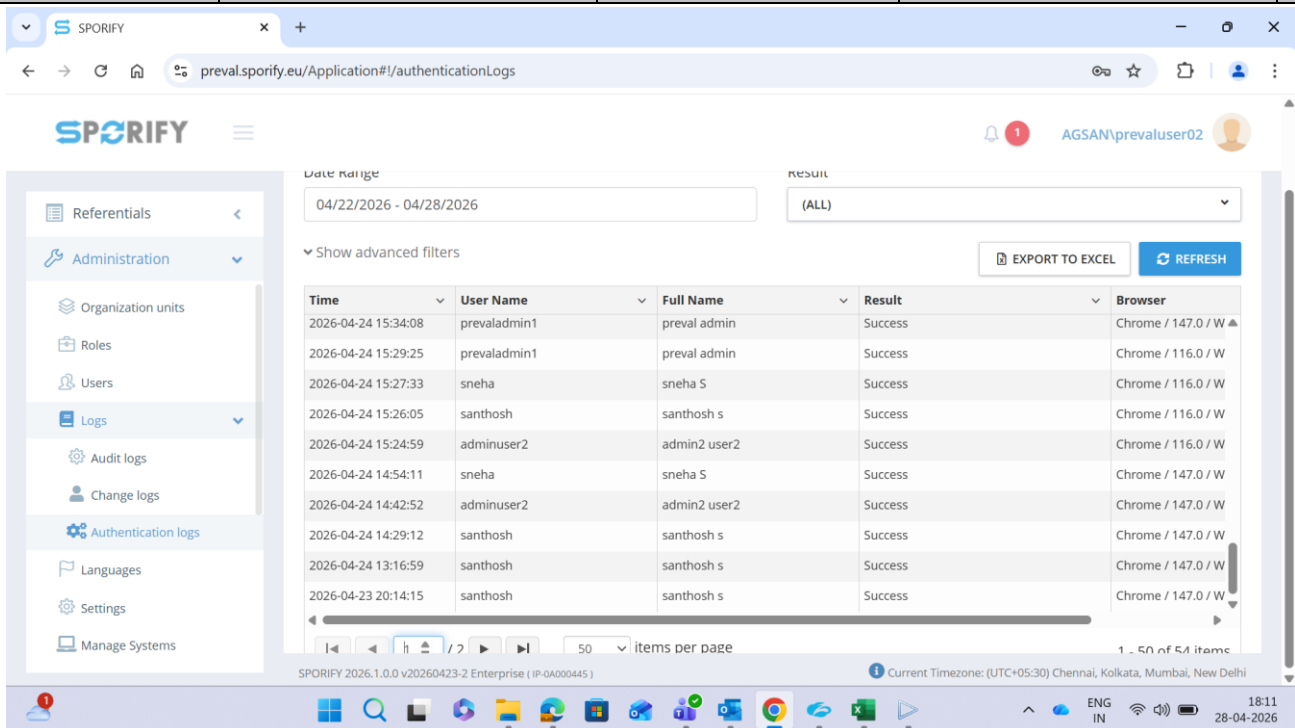
	Project	SPORIFY	Document Type	OQ Script
			Document Version	1.0
Document Name	AG_SPOR_2026.1.0.0_OQ_AuthenticationLogs		Page	Page 49 of 78


Step No	Procedure Steps	Test Data	Expected Results	Actual Results	Test Status																																																							
	 <p>The screenshot shows the SPORIFY application interface for viewing authentication logs. The browser address bar shows 'preval.sporify.eu/Application#/authenticationLogs'. The user is logged in as 'AGSAN\prevaluser02'. The date range is set to '04/22/2026 - 04/28/2026'. The result filter is set to '(ALL)'. There are buttons for 'EXPORT TO EXCEL' and 'REFRESH'. The logs table contains the following data:</p> <table border="1"> <thead> <tr> <th>Time</th> <th>User Name</th> <th>Full Name</th> <th>Result</th> <th>Browser</th> </tr> </thead> <tbody> <tr> <td>2026-04-27 16:16:43</td> <td>prevaladmin1</td> <td>preval admin</td> <td>Success</td> <td>Chrome / 147.0 / W</td> </tr> <tr> <td>2026-04-27 16:08:31</td> <td>prevaladmin1</td> <td>preval admin</td> <td>Success</td> <td>Chrome / 147.0 / W</td> </tr> <tr> <td>2026-04-27 13:51:13</td> <td>prevaladmin1</td> <td>preval admin</td> <td>Success</td> <td>Chrome / 147.0 / W</td> </tr> <tr> <td>2026-04-27 13:00:55</td> <td>prevaladmin3</td> <td>prevaladmin prevaladmin</td> <td>Success</td> <td>Chrome / 147.0 / W</td> </tr> <tr> <td>2026-04-27 13:00:12</td> <td>prevaladmin3</td> <td>prevaladmin prevaladmin</td> <td>Success</td> <td>Chrome / 147.0 / W</td> </tr> <tr> <td>2026-04-27 12:43:49</td> <td>santhosh</td> <td>santhosh s</td> <td>Success</td> <td>Chrome / 90.0 / Wir</td> </tr> <tr> <td>2026-04-27 11:25:05</td> <td>prevaladmin1</td> <td>preval admin</td> <td>Success</td> <td>Chrome / 147.0 / W</td> </tr> <tr> <td>2026-04-27 10:42:19</td> <td>prevaladmin1</td> <td>preval admin</td> <td>Success</td> <td>Chrome / 147.0 / W</td> </tr> <tr> <td>2026-04-27 10:37:08</td> <td>saklen</td> <td>saklen s</td> <td>Invalid Password</td> <td>Chrome / 147.0 / W</td> </tr> <tr> <td>2026-04-27 10:37:02</td> <td>saklen</td> <td>saklen s</td> <td>Invalid Password</td> <td>Chrome / 147.0 / W</td> </tr> </tbody> </table> <p>The interface also includes a sidebar with navigation options like Referentials, Administration, Organization units, Roles, Users, Logs, Audit logs, Change logs, Authentication logs, Languages, Settings, and Manage Systems. The footer shows 'SPORIFY 2026.1.0.0 v20260423-2 Enterprise (IP-0A000445)' and 'Current Timezone: (UTC+05:30) Chennai, Kolkata, Mumbai, New Delhi'. The system tray shows the date and time as 18:10 on 28-04-2026.</p>					Time	User Name	Full Name	Result	Browser	2026-04-27 16:16:43	prevaladmin1	preval admin	Success	Chrome / 147.0 / W	2026-04-27 16:08:31	prevaladmin1	preval admin	Success	Chrome / 147.0 / W	2026-04-27 13:51:13	prevaladmin1	preval admin	Success	Chrome / 147.0 / W	2026-04-27 13:00:55	prevaladmin3	prevaladmin prevaladmin	Success	Chrome / 147.0 / W	2026-04-27 13:00:12	prevaladmin3	prevaladmin prevaladmin	Success	Chrome / 147.0 / W	2026-04-27 12:43:49	santhosh	santhosh s	Success	Chrome / 90.0 / Wir	2026-04-27 11:25:05	prevaladmin1	preval admin	Success	Chrome / 147.0 / W	2026-04-27 10:42:19	prevaladmin1	preval admin	Success	Chrome / 147.0 / W	2026-04-27 10:37:08	saklen	saklen s	Invalid Password	Chrome / 147.0 / W	2026-04-27 10:37:02	saklen	saklen s	Invalid Password	Chrome / 147.0 / W
Time	User Name	Full Name	Result	Browser																																																								
2026-04-27 16:16:43	prevaladmin1	preval admin	Success	Chrome / 147.0 / W																																																								
2026-04-27 16:08:31	prevaladmin1	preval admin	Success	Chrome / 147.0 / W																																																								
2026-04-27 13:51:13	prevaladmin1	preval admin	Success	Chrome / 147.0 / W																																																								
2026-04-27 13:00:55	prevaladmin3	prevaladmin prevaladmin	Success	Chrome / 147.0 / W																																																								
2026-04-27 13:00:12	prevaladmin3	prevaladmin prevaladmin	Success	Chrome / 147.0 / W																																																								
2026-04-27 12:43:49	santhosh	santhosh s	Success	Chrome / 90.0 / Wir																																																								
2026-04-27 11:25:05	prevaladmin1	preval admin	Success	Chrome / 147.0 / W																																																								
2026-04-27 10:42:19	prevaladmin1	preval admin	Success	Chrome / 147.0 / W																																																								
2026-04-27 10:37:08	saklen	saklen s	Invalid Password	Chrome / 147.0 / W																																																								
2026-04-27 10:37:02	saklen	saklen s	Invalid Password	Chrome / 147.0 / W																																																								

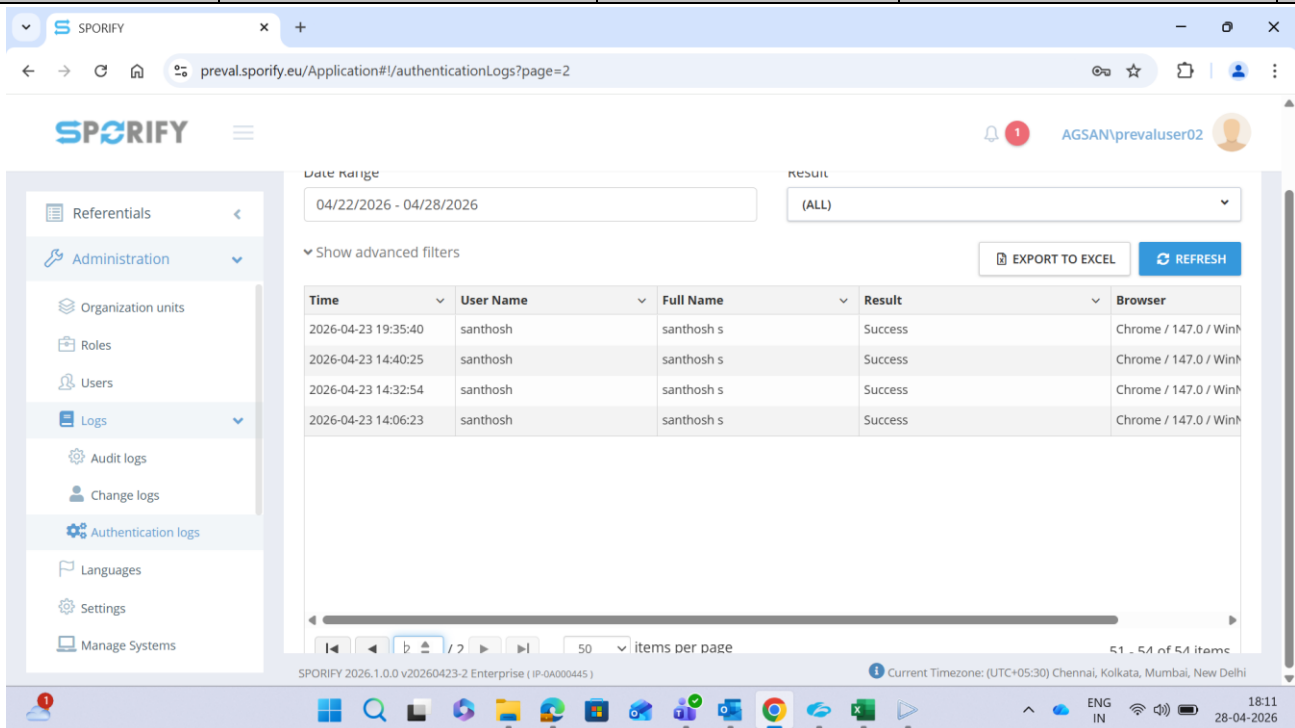
	Project	SPORIFY	Document Type	OQ Script
			Document Version	1.0
Document Name	AG_SPOR_2026.1.0.0_OQ_AuthenticationLogs		Page	Page 50 of 78


Step No	Procedure Steps	Test Data	Expected Results	Actual Results	Test Status																																																							
	 <p>The screenshot shows the SPORIFY web application interface for viewing authentication logs. The browser address bar shows 'preval.sporify.eu/Application#/authenticationLogs'. The user is logged in as 'AGSAN\prevaluser02'. The interface includes a sidebar with navigation options like 'Referentials', 'Administration', 'Organization units', 'Roles', 'Users', 'Logs', 'Audit logs', 'Change logs', 'Authentication logs', 'Languages', 'Settings', and 'Manage Systems'. The main content area displays a table of authentication logs with columns for Time, User Name, Full Name, Result, and Browser. The date range is set to '04/22/2026 - 04/28/2026' and the result filter is '(ALL)'. There are buttons for 'EXPORT TO EXCEL' and 'REFRESH'. The table shows several entries, including successful logins for 'sneha' and 'prevaluser02', and failed logins for 'saklen', 'chandru', and 'prevaladmin3'. The footer of the application shows 'SPORIFY 2026.1.0.0 v20260423-2 Enterprise (IP-0A000445)' and the current time zone as '(UTC+05:30) Chennai, Kolkata, Mumbai, New Delhi'. The Windows taskbar at the bottom shows the time as 18:10 on 28-04-2026.</p> <table border="1"> <thead> <tr> <th>Time</th> <th>User Name</th> <th>Full Name</th> <th>Result</th> <th>Browser</th> </tr> </thead> <tbody> <tr> <td>2026-04-27 10:36:44</td> <td>saklen</td> <td>saklen s</td> <td>Invalid Password</td> <td>Chrome / 147.0 / W</td> </tr> <tr> <td>2026-04-27 10:23:15</td> <td>prevaladmin1</td> <td>preval admin</td> <td>Success</td> <td>Chrome / 147.0 / W</td> </tr> <tr> <td>2026-04-24 18:29:41</td> <td>sneha</td> <td>sneha S</td> <td>Success</td> <td>Chrome / 147.0 / W</td> </tr> <tr> <td>2026-04-24 17:17:17</td> <td>sneha</td> <td>sneha S</td> <td>Success</td> <td>Chrome / 147.0 / W</td> </tr> <tr> <td>2026-04-24 16:45:00</td> <td>prevaladmin3</td> <td>prevaladmin prevaladmin</td> <td>Success</td> <td>Chrome / 147.0 / W</td> </tr> <tr> <td>2026-04-24 16:33:22</td> <td>santhosh</td> <td>santhosh s</td> <td>Success</td> <td>Chrome / 147.0 / W</td> </tr> <tr> <td>2026-04-24 16:33:14</td> <td>chandru</td> <td>CHANDRASHEKAR N S</td> <td>Invalid Password</td> <td>Chrome / 147.0 / W</td> </tr> <tr> <td>2026-04-24 16:33:07</td> <td>chandru</td> <td>CHANDRASHEKAR N S</td> <td>Invalid Password</td> <td>Chrome / 147.0 / W</td> </tr> <tr> <td>2026-04-24 16:04:03</td> <td>prevaluser02</td> <td>preval user02</td> <td>Success</td> <td>Chrome / 147.0 / W</td> </tr> <tr> <td>2026-04-24 15:55:27</td> <td>sneha</td> <td>sneha S</td> <td>Success</td> <td>Chrome / 147.0 / W</td> </tr> </tbody> </table>					Time	User Name	Full Name	Result	Browser	2026-04-27 10:36:44	saklen	saklen s	Invalid Password	Chrome / 147.0 / W	2026-04-27 10:23:15	prevaladmin1	preval admin	Success	Chrome / 147.0 / W	2026-04-24 18:29:41	sneha	sneha S	Success	Chrome / 147.0 / W	2026-04-24 17:17:17	sneha	sneha S	Success	Chrome / 147.0 / W	2026-04-24 16:45:00	prevaladmin3	prevaladmin prevaladmin	Success	Chrome / 147.0 / W	2026-04-24 16:33:22	santhosh	santhosh s	Success	Chrome / 147.0 / W	2026-04-24 16:33:14	chandru	CHANDRASHEKAR N S	Invalid Password	Chrome / 147.0 / W	2026-04-24 16:33:07	chandru	CHANDRASHEKAR N S	Invalid Password	Chrome / 147.0 / W	2026-04-24 16:04:03	prevaluser02	preval user02	Success	Chrome / 147.0 / W	2026-04-24 15:55:27	sneha	sneha S	Success	Chrome / 147.0 / W
Time	User Name	Full Name	Result	Browser																																																								
2026-04-27 10:36:44	saklen	saklen s	Invalid Password	Chrome / 147.0 / W																																																								
2026-04-27 10:23:15	prevaladmin1	preval admin	Success	Chrome / 147.0 / W																																																								
2026-04-24 18:29:41	sneha	sneha S	Success	Chrome / 147.0 / W																																																								
2026-04-24 17:17:17	sneha	sneha S	Success	Chrome / 147.0 / W																																																								
2026-04-24 16:45:00	prevaladmin3	prevaladmin prevaladmin	Success	Chrome / 147.0 / W																																																								
2026-04-24 16:33:22	santhosh	santhosh s	Success	Chrome / 147.0 / W																																																								
2026-04-24 16:33:14	chandru	CHANDRASHEKAR N S	Invalid Password	Chrome / 147.0 / W																																																								
2026-04-24 16:33:07	chandru	CHANDRASHEKAR N S	Invalid Password	Chrome / 147.0 / W																																																								
2026-04-24 16:04:03	prevaluser02	preval user02	Success	Chrome / 147.0 / W																																																								
2026-04-24 15:55:27	sneha	sneha S	Success	Chrome / 147.0 / W																																																								

	Project	SPORIFY	Document Type	OQ Script
			Document Version	1.0
Document Name	AG_SPOR_2026.1.0.0_OQ_AuthenticationLogs		Page	Page 51 of 78

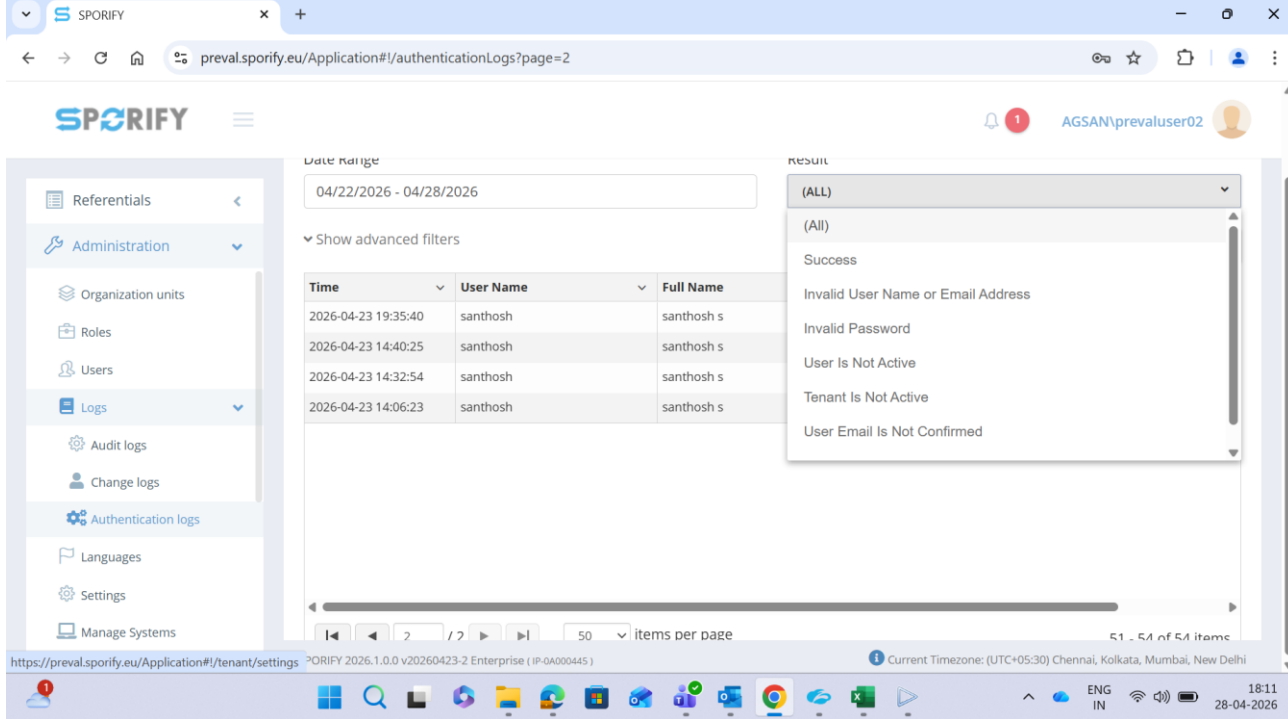
Step No	Procedure Steps	Test Data	Expected Results	Actual Results	Test Status																																																							
	 <p>The screenshot shows the SPORIFY web application interface for viewing authentication logs. The browser address bar shows 'preval.sporify.eu/Application#/authenticationLogs'. The user is logged in as 'AGSAN\prevaluser02'. The interface includes a sidebar with navigation options like 'Referentials', 'Administration', 'Organization units', 'Roles', 'Users', 'Logs', 'Audit logs', 'Change logs', 'Authentication logs', 'Languages', 'Settings', and 'Manage Systems'. The main content area displays a table of authentication logs with columns for Time, User Name, Full Name, Result, and Browser. The date range is set to '04/22/2026 - 04/28/2026' and the result filter is '(ALL)'. There are buttons for 'EXPORT TO EXCEL' and 'REFRESH'. The table shows 10 rows of successful login attempts for various users including 'prevaladmin1', 'sneha', and 'santhosh s'. The footer of the application shows 'SPORIFY 2026.1.0.0 v20260423-2 Enterprise (IP-0A000445)' and the current time zone is '(UTC+05:30) Chennai, Kolkata, Mumbai, New Delhi'. The Windows taskbar at the bottom shows the date as '28-04-2026' and time as '18:11'.</p> <table border="1"> <thead> <tr> <th>Time</th> <th>User Name</th> <th>Full Name</th> <th>Result</th> <th>Browser</th> </tr> </thead> <tbody> <tr> <td>2026-04-24 15:34:08</td> <td>prevaladmin1</td> <td>preval admin</td> <td>Success</td> <td>Chrome / 147.0 / W</td> </tr> <tr> <td>2026-04-24 15:29:25</td> <td>prevaladmin1</td> <td>preval admin</td> <td>Success</td> <td>Chrome / 116.0 / W</td> </tr> <tr> <td>2026-04-24 15:27:33</td> <td>sneha</td> <td>sneha S</td> <td>Success</td> <td>Chrome / 116.0 / W</td> </tr> <tr> <td>2026-04-24 15:26:05</td> <td>santhosh</td> <td>santhosh s</td> <td>Success</td> <td>Chrome / 116.0 / W</td> </tr> <tr> <td>2026-04-24 15:24:59</td> <td>adminuser2</td> <td>admin2 user2</td> <td>Success</td> <td>Chrome / 116.0 / W</td> </tr> <tr> <td>2026-04-24 14:54:11</td> <td>sneha</td> <td>sneha S</td> <td>Success</td> <td>Chrome / 147.0 / W</td> </tr> <tr> <td>2026-04-24 14:42:52</td> <td>adminuser2</td> <td>admin2 user2</td> <td>Success</td> <td>Chrome / 147.0 / W</td> </tr> <tr> <td>2026-04-24 14:29:12</td> <td>santhosh</td> <td>santhosh s</td> <td>Success</td> <td>Chrome / 147.0 / W</td> </tr> <tr> <td>2026-04-24 13:16:59</td> <td>santhosh</td> <td>santhosh s</td> <td>Success</td> <td>Chrome / 147.0 / W</td> </tr> <tr> <td>2026-04-23 20:14:15</td> <td>santhosh</td> <td>santhosh s</td> <td>Success</td> <td>Chrome / 147.0 / W</td> </tr> </tbody> </table>					Time	User Name	Full Name	Result	Browser	2026-04-24 15:34:08	prevaladmin1	preval admin	Success	Chrome / 147.0 / W	2026-04-24 15:29:25	prevaladmin1	preval admin	Success	Chrome / 116.0 / W	2026-04-24 15:27:33	sneha	sneha S	Success	Chrome / 116.0 / W	2026-04-24 15:26:05	santhosh	santhosh s	Success	Chrome / 116.0 / W	2026-04-24 15:24:59	adminuser2	admin2 user2	Success	Chrome / 116.0 / W	2026-04-24 14:54:11	sneha	sneha S	Success	Chrome / 147.0 / W	2026-04-24 14:42:52	adminuser2	admin2 user2	Success	Chrome / 147.0 / W	2026-04-24 14:29:12	santhosh	santhosh s	Success	Chrome / 147.0 / W	2026-04-24 13:16:59	santhosh	santhosh s	Success	Chrome / 147.0 / W	2026-04-23 20:14:15	santhosh	santhosh s	Success	Chrome / 147.0 / W
Time	User Name	Full Name	Result	Browser																																																								
2026-04-24 15:34:08	prevaladmin1	preval admin	Success	Chrome / 147.0 / W																																																								
2026-04-24 15:29:25	prevaladmin1	preval admin	Success	Chrome / 116.0 / W																																																								
2026-04-24 15:27:33	sneha	sneha S	Success	Chrome / 116.0 / W																																																								
2026-04-24 15:26:05	santhosh	santhosh s	Success	Chrome / 116.0 / W																																																								
2026-04-24 15:24:59	adminuser2	admin2 user2	Success	Chrome / 116.0 / W																																																								
2026-04-24 14:54:11	sneha	sneha S	Success	Chrome / 147.0 / W																																																								
2026-04-24 14:42:52	adminuser2	admin2 user2	Success	Chrome / 147.0 / W																																																								
2026-04-24 14:29:12	santhosh	santhosh s	Success	Chrome / 147.0 / W																																																								
2026-04-24 13:16:59	santhosh	santhosh s	Success	Chrome / 147.0 / W																																																								
2026-04-23 20:14:15	santhosh	santhosh s	Success	Chrome / 147.0 / W																																																								

	Project	SPORIFY	Document Type	OQ Script
			Document Version	1.0
Document Name	AG_SPOR_2026.1.0.0_OQ_AuthenticationLogs		Page	Page 52 of 78

Step No	Procedure Steps	Test Data	Expected Results	Actual Results	Test Status																									
	 <p>The screenshot displays the SPORIFY application's authentication logs page. The interface includes a sidebar with navigation options like 'Referentials', 'Administration', 'Organization units', 'Roles', 'Users', 'Logs', 'Audit logs', 'Change logs', 'Authentication logs', 'Languages', 'Settings', and 'Manage Systems'. The 'Logs' section is active, showing a table of authentication attempts. The table has columns for Time, User Name, Full Name, Result, and Browser. The logs show four successful authentication attempts for the user 'santhosh' on 2026-04-23. The browser used for all attempts is 'Chrome / 147.0 / Win...'. The page also features a date range filter, a result filter set to '(ALL)', and buttons for 'EXPORT TO EXCEL' and 'REFRESH'. The footer of the application shows 'SPORIFY 2026.1.0.0 v20260423-2 Enterprise (IP-0A000445)' and the current time zone as '(UTC+05:30) Chennai, Kolkata, Mumbai, New Delhi'.</p> <table border="1"> <thead> <tr> <th>Time</th> <th>User Name</th> <th>Full Name</th> <th>Result</th> <th>Browser</th> </tr> </thead> <tbody> <tr> <td>2026-04-23 19:35:40</td> <td>santhosh</td> <td>santhosh s</td> <td>Success</td> <td>Chrome / 147.0 / Win...</td> </tr> <tr> <td>2026-04-23 14:40:25</td> <td>santhosh</td> <td>santhosh s</td> <td>Success</td> <td>Chrome / 147.0 / Win...</td> </tr> <tr> <td>2026-04-23 14:32:54</td> <td>santhosh</td> <td>santhosh s</td> <td>Success</td> <td>Chrome / 147.0 / Win...</td> </tr> <tr> <td>2026-04-23 14:06:23</td> <td>santhosh</td> <td>santhosh s</td> <td>Success</td> <td>Chrome / 147.0 / Win...</td> </tr> </tbody> </table>					Time	User Name	Full Name	Result	Browser	2026-04-23 19:35:40	santhosh	santhosh s	Success	Chrome / 147.0 / Win...	2026-04-23 14:40:25	santhosh	santhosh s	Success	Chrome / 147.0 / Win...	2026-04-23 14:32:54	santhosh	santhosh s	Success	Chrome / 147.0 / Win...	2026-04-23 14:06:23	santhosh	santhosh s	Success	Chrome / 147.0 / Win...
Time	User Name	Full Name	Result	Browser																										
2026-04-23 19:35:40	santhosh	santhosh s	Success	Chrome / 147.0 / Win...																										
2026-04-23 14:40:25	santhosh	santhosh s	Success	Chrome / 147.0 / Win...																										
2026-04-23 14:32:54	santhosh	santhosh s	Success	Chrome / 147.0 / Win...																										
2026-04-23 14:06:23	santhosh	santhosh s	Success	Chrome / 147.0 / Win...																										

	Project	SPORIFY	Document Type	OQ Script
			Document Version	1.0
Document Name	AG_SPOR_2026.1.0.0_OQ_AuthenticationLogs		Page	Page 53 of 78

Step No	Procedure Steps	Test Data	Expected Results	Actual Results	Test Status
Step 16	Click on the 'Result' drop-down menu. *PS*	NA	A list of relevant results is displayed.	AE Sneha S 28 Apr 2026 at 06:12 PM	Passed




The screenshot displays the SPORIFY application interface. The browser address bar shows the URL: `preval.sporify.eu/Application#/authenticationLogs?page=2`. The application header includes the SPORIFY logo, a notification bell with a red '1', and the user profile 'AGSAN\prevaluser02'. A left-hand navigation menu lists various system components, with 'Logs' expanded to show 'Authentication logs'. The main content area features a 'Date Range' filter set to '04/22/2026 - 04/28/2026' and a table of authentication logs. A dropdown menu is open over the table, listing various result types.

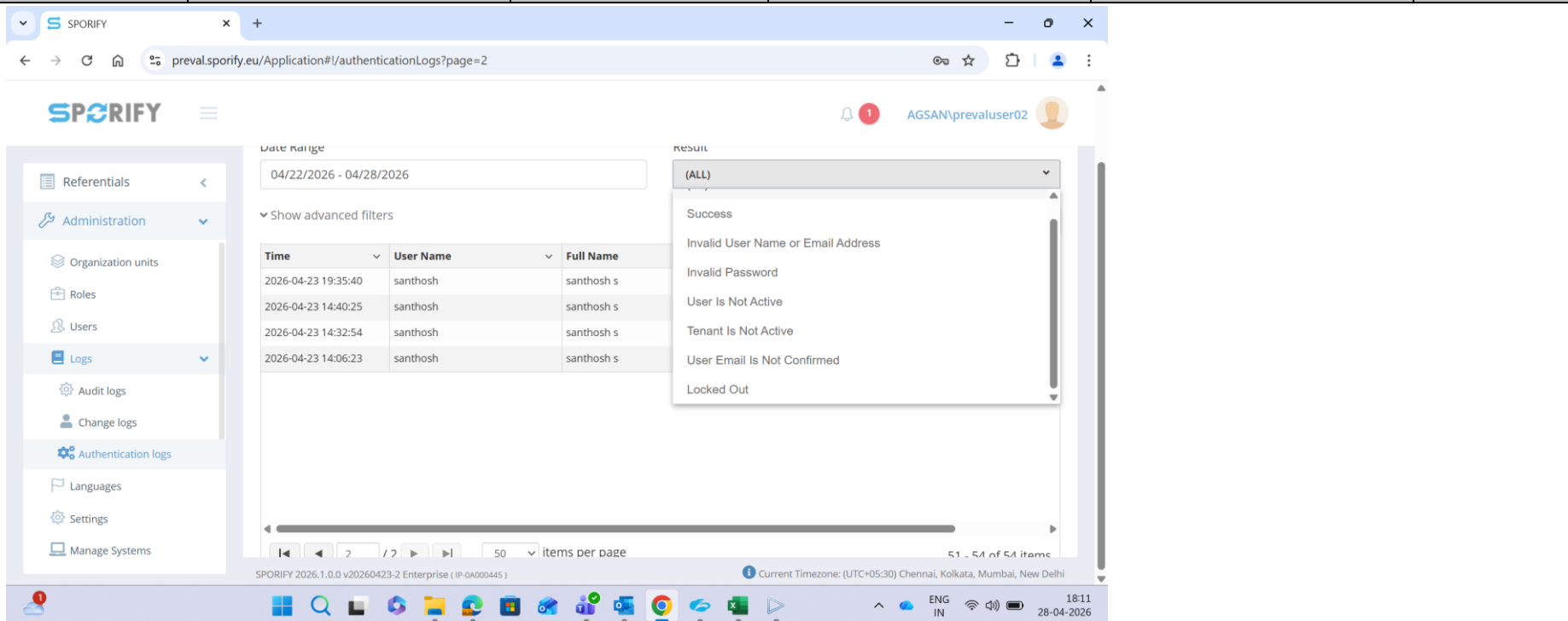
Time	User Name	Full Name
2026-04-23 19:35:40	santhosh	santhosh s
2026-04-23 14:40:25	santhosh	santhosh s
2026-04-23 14:32:54	santhosh	santhosh s
2026-04-23 14:06:23	santhosh	santhosh s


The dropdown menu lists the following results:

- (ALL)
- (All)
- Success
- Invalid User Name or Email Address
- Invalid Password
- User Is Not Active
- Tenant Is Not Active
- User Email Is Not Confirmed

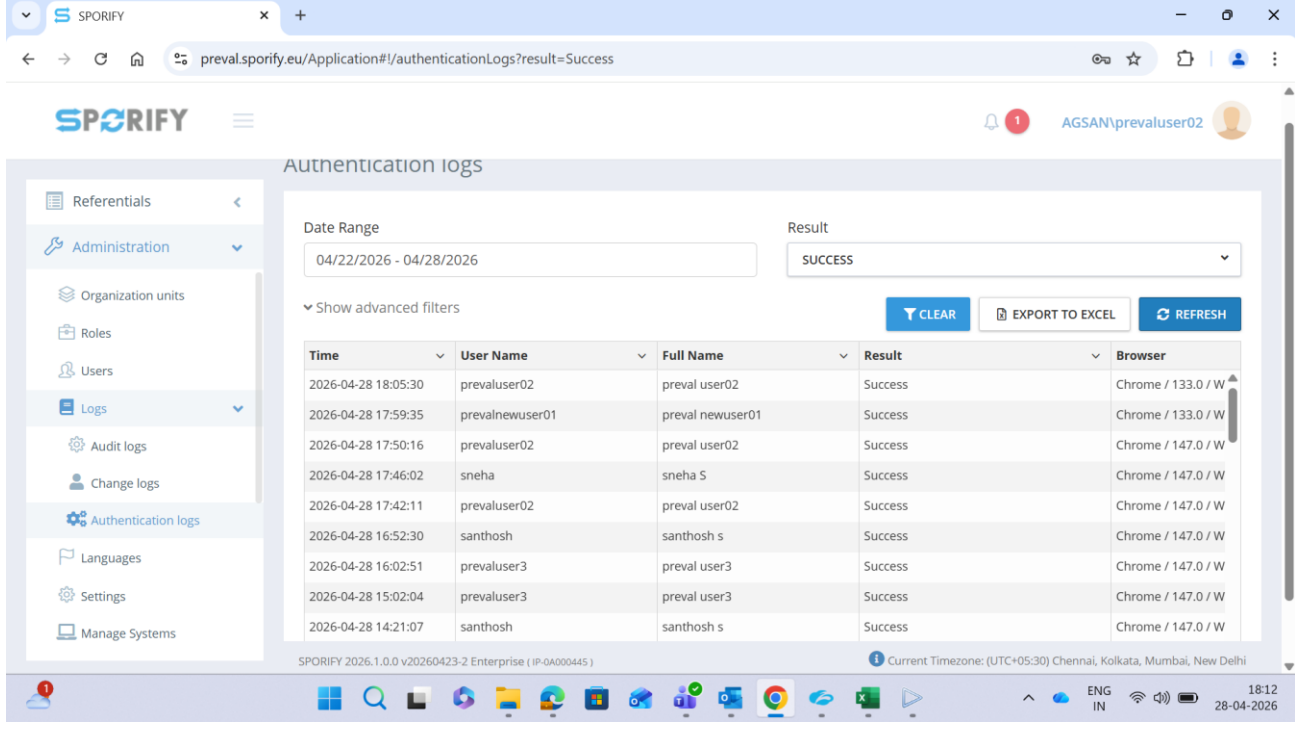
At the bottom of the application, the footer indicates the version 'SPORIFY 2026.1.0.0 v20260423-2 Enterprise (IP-0A000445)' and the current time zone 'Current Timezone: (UTC+05:30) Chennai, Kolkata, Mumbai, New Delhi'. The Windows taskbar at the bottom shows the system time as 18:11 on 28-04-2026.

	Project	SPORIFY	Document Type	OQ Script
			Document Version	1.0
Document Name	AG_SPOR_2026.1.0.0_OQ_AuthenticationLogs		Page	Page 54 of 78

Step No	Procedure Steps	Test Data	Expected Results	Actual Results	Test Status
	 <p>The screenshot shows the SPORIFY web application interface for viewing authentication logs. The browser address bar shows 'preval.sporify.eu/Application#/authenticationLogs?page=2'. The user is logged in as 'AGSAN\prevaluser02'. The interface includes a sidebar with navigation options like 'Referentials', 'Administration', 'Organization units', 'Roles', 'Users', 'Logs', 'Audit logs', 'Change logs', 'Authentication logs', 'Languages', 'Settings', and 'Manage Systems'. The main content area displays a table of authentication logs for the date range '04/22/2026 - 04/28/2026'. The table has columns for 'Time', 'User Name', and 'Full Name'. A dropdown menu is open, showing a list of results: '(ALL)', 'Success', 'Invalid User Name or Email Address', 'Invalid Password', 'User Is Not Active', 'Tenant Is Not Active', 'User Email Is Not Confirmed', and 'Locked Out'. The footer of the application shows 'SPORIFY 2026.1.0.0 v20260423-2 Enterprise (IP-0A000445)' and 'Current Timezone: (UTC+05:30) Chennai, Kolkata, Mumbai, New Delhi'. The Windows taskbar at the bottom shows the time as 18:11 on 28-04-2026.</p>				


	Project	SPORIFY	Document Type	OQ Script
			Document Version	1.0
Document Name	AG_SPOR_2026.1.0.0_OQ_AuthenticationLogs		Page	Page 55 of 78

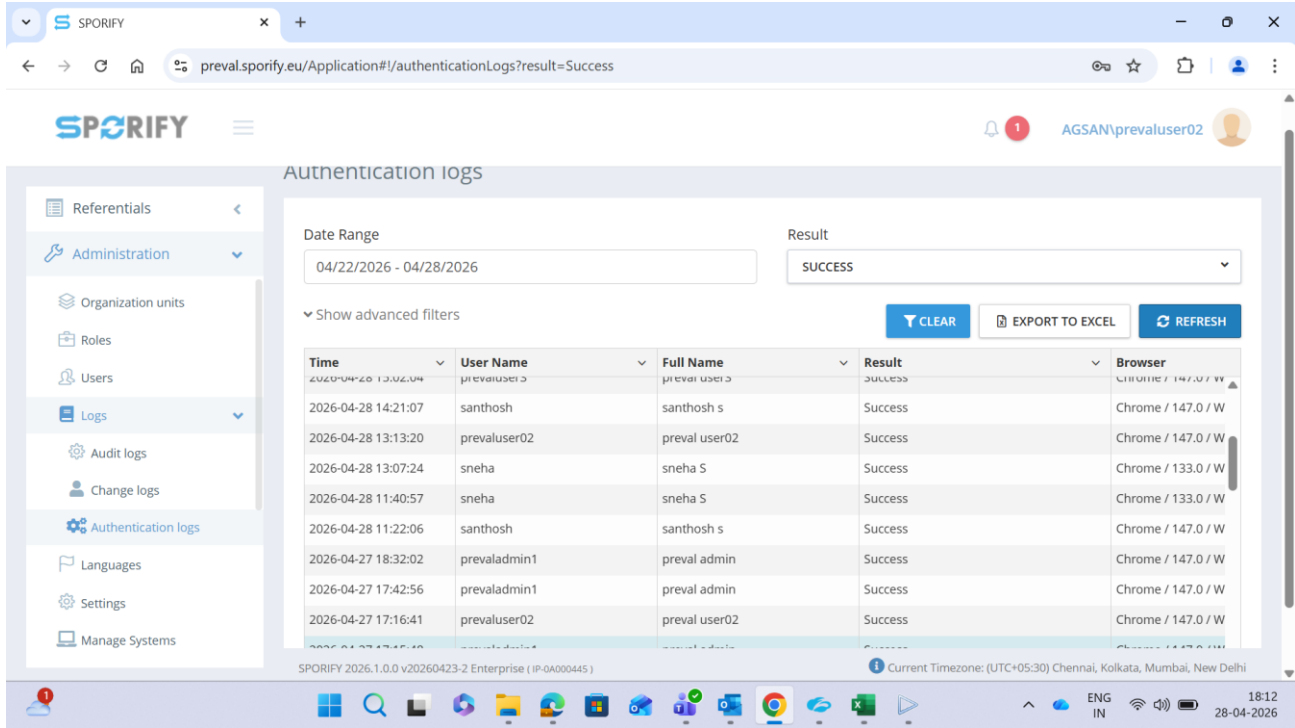
Step No	Procedure Steps	Test Data	Expected Results	Actual Results	Test Status
Step 17	Select a result as mentioned in test data column and click on Refresh button. *PS*	Result: <Success>	The Result filter is applied. The login details satisfying the filter criteria are shown.	Result: Success AE Sneha S 28 Apr 2026 at 06:13 PM	Passed




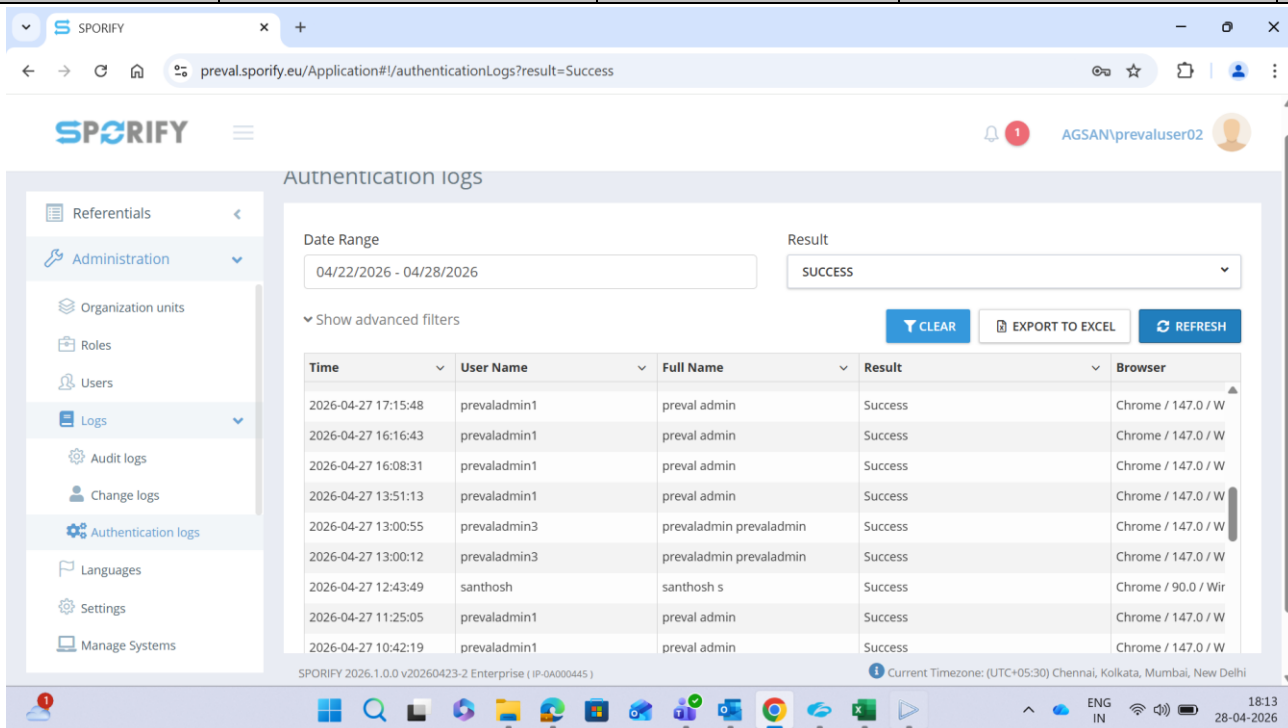
The screenshot displays the 'Authentication logs' section of the SPORIFY application. The interface includes a navigation sidebar on the left with options like Administration, Logs, and Settings. The main content area shows a table of authentication logs with the following data:


Time	User Name	Full Name	Result	Browser
2026-04-28 18:05:30	prevauser02	preval user02	Success	Chrome / 133.0 / W
2026-04-28 17:59:35	prevalnewuser01	preval newuser01	Success	Chrome / 133.0 / W
2026-04-28 17:50:16	prevauser02	preval user02	Success	Chrome / 147.0 / W
2026-04-28 17:46:02	sneha	sneha S	Success	Chrome / 147.0 / W
2026-04-28 17:42:11	prevauser02	preval user02	Success	Chrome / 147.0 / W
2026-04-28 16:52:30	santhosh	santhosh s	Success	Chrome / 147.0 / W
2026-04-28 16:02:51	prevauser3	preval user3	Success	Chrome / 147.0 / W
2026-04-28 15:02:04	prevauser3	preval user3	Success	Chrome / 147.0 / W
2026-04-28 14:21:07	santhosh	santhosh s	Success	Chrome / 147.0 / W

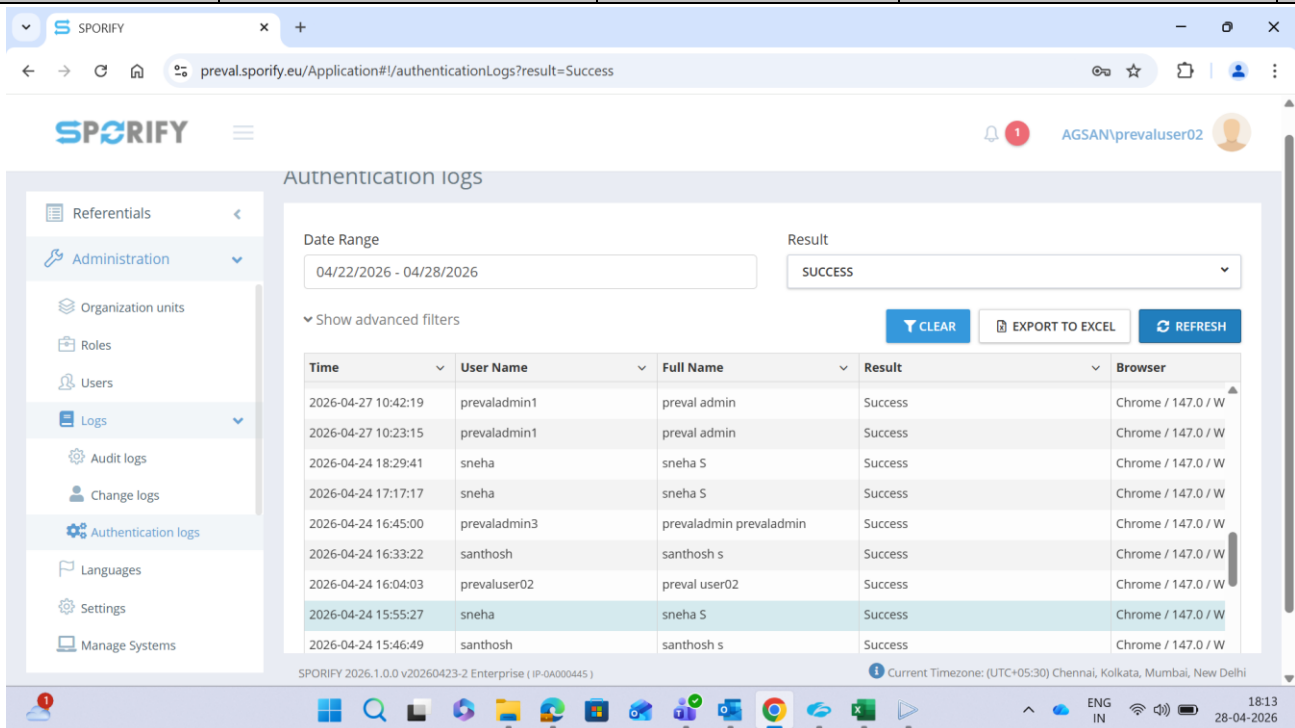
	Project	SPORIFY	Document Type	OQ Script
			Document Version	1.0
Document Name	AG_SPOR_2026.1.0.0_OQ_AuthenticationLogs		Page	Page 56 of 78


Step No	Procedure Steps	Test Data	Expected Results	Actual Results	Test Status																																													
	 <p>The screenshot shows the SPORIFY web application interface for viewing authentication logs. The browser address bar shows 'preval.sporify.eu/Application#/authenticationLogs?result=Success'. The page title is 'Authentication logs'. A sidebar on the left contains navigation options: Referentials, Administration, Organization units, Roles, Users, Logs (selected), Audit logs, Change logs, Authentication logs, Languages, Settings, and Manage Systems. The main content area has a 'Date Range' filter set to '04/22/2026 - 04/28/2026' and a 'Result' filter set to 'SUCCESS'. Below these filters are buttons for 'CLEAR', 'EXPORT TO EXCEL', and 'REFRESH'. A table displays the following data:</p> <table border="1"> <thead> <tr> <th>Time</th> <th>User Name</th> <th>Full Name</th> <th>Result</th> <th>Browser</th> </tr> </thead> <tbody> <tr> <td>2026-04-28 14:21:07</td> <td>santhosh</td> <td>santhosh s</td> <td>Success</td> <td>Chrome / 147.0 / W</td> </tr> <tr> <td>2026-04-28 13:13:20</td> <td>prevaluser02</td> <td>preval user02</td> <td>Success</td> <td>Chrome / 147.0 / W</td> </tr> <tr> <td>2026-04-28 13:07:24</td> <td>sneha</td> <td>sneha S</td> <td>Success</td> <td>Chrome / 133.0 / W</td> </tr> <tr> <td>2026-04-28 11:40:57</td> <td>sneha</td> <td>sneha S</td> <td>Success</td> <td>Chrome / 133.0 / W</td> </tr> <tr> <td>2026-04-28 11:22:06</td> <td>santhosh</td> <td>santhosh s</td> <td>Success</td> <td>Chrome / 147.0 / W</td> </tr> <tr> <td>2026-04-27 18:32:02</td> <td>prevaladmin1</td> <td>preval admin</td> <td>Success</td> <td>Chrome / 147.0 / W</td> </tr> <tr> <td>2026-04-27 17:42:56</td> <td>prevaladmin1</td> <td>preval admin</td> <td>Success</td> <td>Chrome / 147.0 / W</td> </tr> <tr> <td>2026-04-27 17:16:41</td> <td>prevaluser02</td> <td>preval user02</td> <td>Success</td> <td>Chrome / 147.0 / W</td> </tr> </tbody> </table> <p>At the bottom of the interface, it shows 'SPORIFY 2026.1.0.0 v20260423-2 Enterprise (IP-0A000445)' and 'Current Timezone: (UTC+05:30) Chennai, Kolkata, Mumbai, New Delhi'. The Windows taskbar at the bottom shows the date as 28-04-2026 and time as 18:12.</p>					Time	User Name	Full Name	Result	Browser	2026-04-28 14:21:07	santhosh	santhosh s	Success	Chrome / 147.0 / W	2026-04-28 13:13:20	prevaluser02	preval user02	Success	Chrome / 147.0 / W	2026-04-28 13:07:24	sneha	sneha S	Success	Chrome / 133.0 / W	2026-04-28 11:40:57	sneha	sneha S	Success	Chrome / 133.0 / W	2026-04-28 11:22:06	santhosh	santhosh s	Success	Chrome / 147.0 / W	2026-04-27 18:32:02	prevaladmin1	preval admin	Success	Chrome / 147.0 / W	2026-04-27 17:42:56	prevaladmin1	preval admin	Success	Chrome / 147.0 / W	2026-04-27 17:16:41	prevaluser02	preval user02	Success	Chrome / 147.0 / W
Time	User Name	Full Name	Result	Browser																																														
2026-04-28 14:21:07	santhosh	santhosh s	Success	Chrome / 147.0 / W																																														
2026-04-28 13:13:20	prevaluser02	preval user02	Success	Chrome / 147.0 / W																																														
2026-04-28 13:07:24	sneha	sneha S	Success	Chrome / 133.0 / W																																														
2026-04-28 11:40:57	sneha	sneha S	Success	Chrome / 133.0 / W																																														
2026-04-28 11:22:06	santhosh	santhosh s	Success	Chrome / 147.0 / W																																														
2026-04-27 18:32:02	prevaladmin1	preval admin	Success	Chrome / 147.0 / W																																														
2026-04-27 17:42:56	prevaladmin1	preval admin	Success	Chrome / 147.0 / W																																														
2026-04-27 17:16:41	prevaluser02	preval user02	Success	Chrome / 147.0 / W																																														

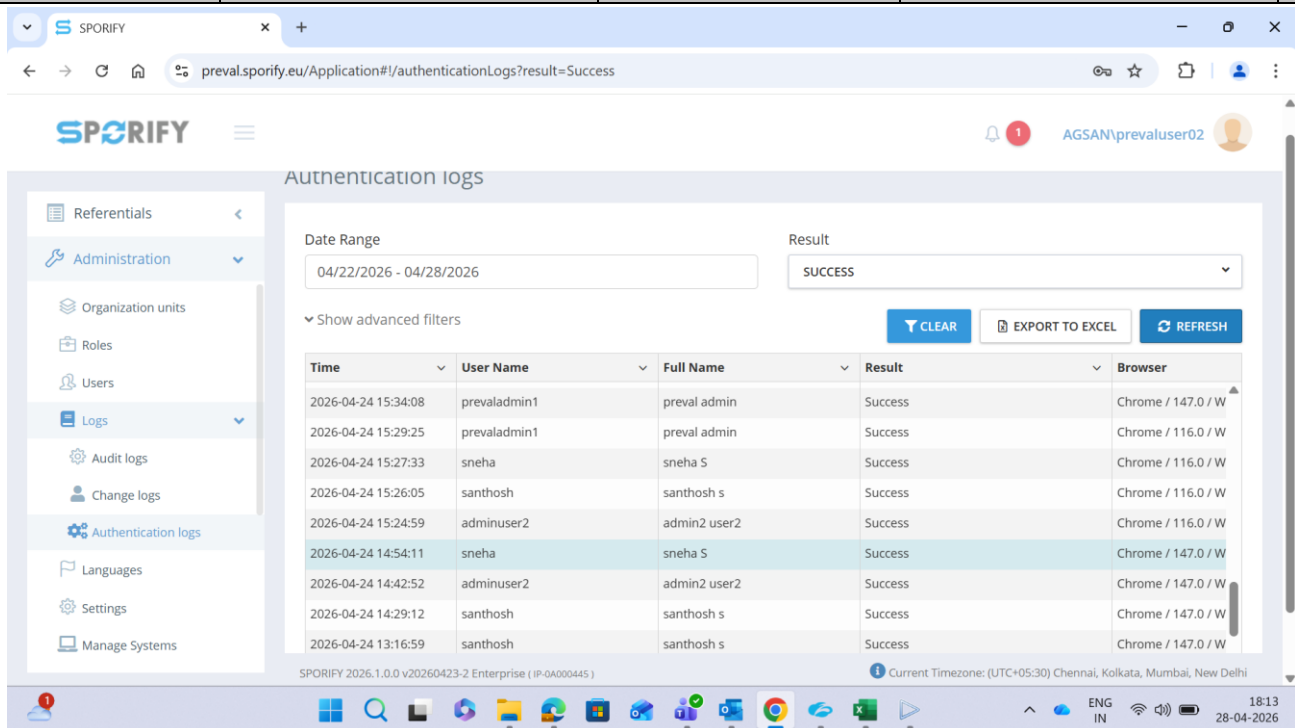
	Project	SPORIFY	Document Type	OQ Script
			Document Version	1.0
Document Name	AG_SPOR_2026.1.0.0_OQ_AuthenticationLogs		Page	Page 57 of 78


Step No	Procedure Steps	Test Data	Expected Results	Actual Results	Test Status																																																		
	 <p>The screenshot displays the 'Authentication logs' page in the SPORIFY application. The interface includes a sidebar with navigation options like 'Referentials', 'Administration', 'Organization units', 'Roles', 'Users', 'Logs', 'Audit logs', 'Change logs', 'Authentication logs', 'Languages', 'Settings', and 'Manage Systems'. The main content area shows a 'Date Range' filter set to '04/22/2026 - 04/28/2026' and a 'Result' filter set to 'SUCCESS'. Below these filters is a table of authentication logs with columns for Time, User Name, Full Name, Result, and Browser. The table contains 10 rows of data, all with a 'Success' result. The browser column shows various Chrome versions and operating systems (Windows and Linux). At the bottom of the screenshot, the Windows taskbar is visible, showing the system tray with the date '28-04-2026' and time '18:13'.</p> <table border="1"> <thead> <tr> <th>Time</th> <th>User Name</th> <th>Full Name</th> <th>Result</th> <th>Browser</th> </tr> </thead> <tbody> <tr> <td>2026-04-27 17:15:48</td> <td>prevaladmin1</td> <td>preval admin</td> <td>Success</td> <td>Chrome / 147.0 / W</td> </tr> <tr> <td>2026-04-27 16:16:43</td> <td>prevaladmin1</td> <td>preval admin</td> <td>Success</td> <td>Chrome / 147.0 / W</td> </tr> <tr> <td>2026-04-27 16:08:31</td> <td>prevaladmin1</td> <td>preval admin</td> <td>Success</td> <td>Chrome / 147.0 / W</td> </tr> <tr> <td>2026-04-27 13:51:13</td> <td>prevaladmin1</td> <td>preval admin</td> <td>Success</td> <td>Chrome / 147.0 / W</td> </tr> <tr> <td>2026-04-27 13:00:55</td> <td>prevaladmin3</td> <td>prevaladmin prevaladmin</td> <td>Success</td> <td>Chrome / 147.0 / W</td> </tr> <tr> <td>2026-04-27 13:00:12</td> <td>prevaladmin3</td> <td>prevaladmin prevaladmin</td> <td>Success</td> <td>Chrome / 147.0 / W</td> </tr> <tr> <td>2026-04-27 12:43:49</td> <td>santhosh</td> <td>santhosh s</td> <td>Success</td> <td>Chrome / 90.0 / Wir</td> </tr> <tr> <td>2026-04-27 11:25:05</td> <td>prevaladmin1</td> <td>preval admin</td> <td>Success</td> <td>Chrome / 147.0 / W</td> </tr> <tr> <td>2026-04-27 10:42:19</td> <td>prevaladmin1</td> <td>preval admin</td> <td>Success</td> <td>Chrome / 147.0 / W</td> </tr> </tbody> </table>					Time	User Name	Full Name	Result	Browser	2026-04-27 17:15:48	prevaladmin1	preval admin	Success	Chrome / 147.0 / W	2026-04-27 16:16:43	prevaladmin1	preval admin	Success	Chrome / 147.0 / W	2026-04-27 16:08:31	prevaladmin1	preval admin	Success	Chrome / 147.0 / W	2026-04-27 13:51:13	prevaladmin1	preval admin	Success	Chrome / 147.0 / W	2026-04-27 13:00:55	prevaladmin3	prevaladmin prevaladmin	Success	Chrome / 147.0 / W	2026-04-27 13:00:12	prevaladmin3	prevaladmin prevaladmin	Success	Chrome / 147.0 / W	2026-04-27 12:43:49	santhosh	santhosh s	Success	Chrome / 90.0 / Wir	2026-04-27 11:25:05	prevaladmin1	preval admin	Success	Chrome / 147.0 / W	2026-04-27 10:42:19	prevaladmin1	preval admin	Success	Chrome / 147.0 / W
Time	User Name	Full Name	Result	Browser																																																			
2026-04-27 17:15:48	prevaladmin1	preval admin	Success	Chrome / 147.0 / W																																																			
2026-04-27 16:16:43	prevaladmin1	preval admin	Success	Chrome / 147.0 / W																																																			
2026-04-27 16:08:31	prevaladmin1	preval admin	Success	Chrome / 147.0 / W																																																			
2026-04-27 13:51:13	prevaladmin1	preval admin	Success	Chrome / 147.0 / W																																																			
2026-04-27 13:00:55	prevaladmin3	prevaladmin prevaladmin	Success	Chrome / 147.0 / W																																																			
2026-04-27 13:00:12	prevaladmin3	prevaladmin prevaladmin	Success	Chrome / 147.0 / W																																																			
2026-04-27 12:43:49	santhosh	santhosh s	Success	Chrome / 90.0 / Wir																																																			
2026-04-27 11:25:05	prevaladmin1	preval admin	Success	Chrome / 147.0 / W																																																			
2026-04-27 10:42:19	prevaladmin1	preval admin	Success	Chrome / 147.0 / W																																																			

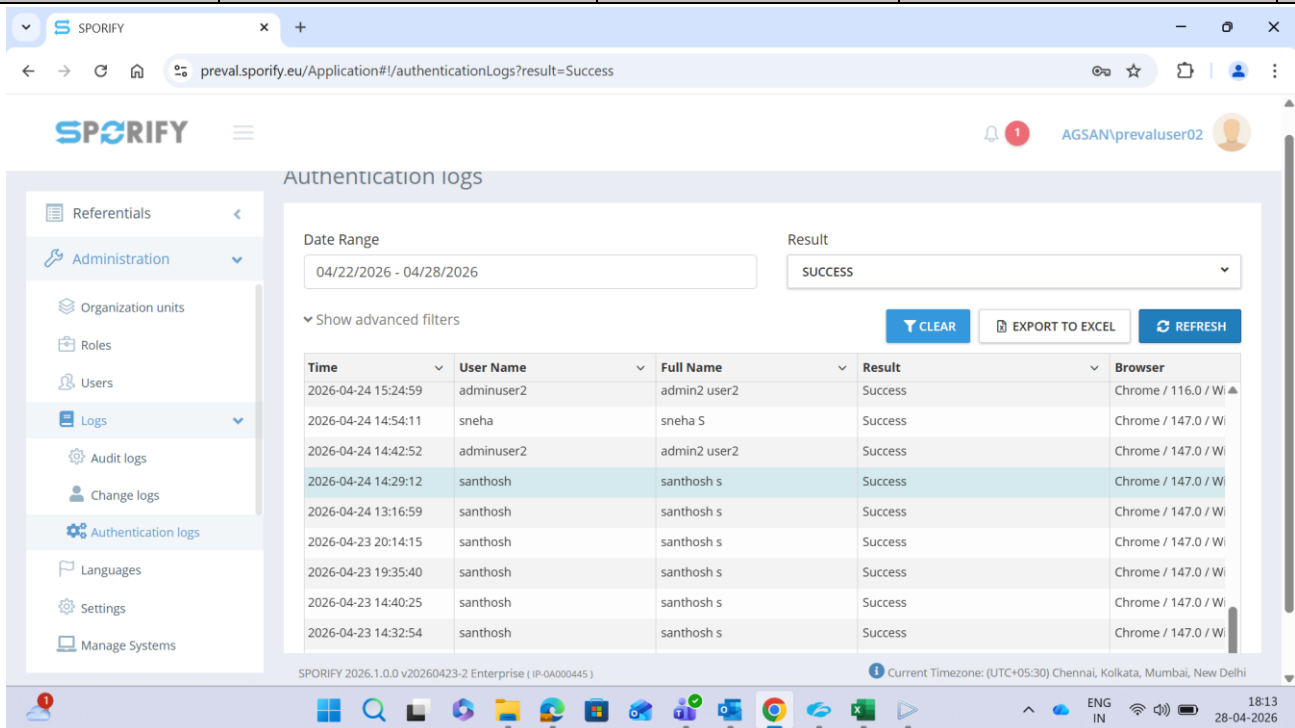
	Project	SPORIFY	Document Type	OQ Script
			Document Version	1.0
Document Name	AG_SPOR_2026.1.0.0_OQ_AuthenticationLogs		Page	Page 58 of 78


Step No	Procedure Steps	Test Data	Expected Results	Actual Results	Test Status																																																		
	 <p>The screenshot shows the SPORIFY web application interface for viewing authentication logs. The browser address bar shows 'preval.sporify.eu/Application#/authenticationLogs?result=Success'. The page title is 'Authentication logs'. A sidebar on the left contains navigation options: Referentials, Administration, Organization units, Roles, Users, Logs (selected), Audit logs, Change logs, Authentication logs, Languages, Settings, and Manage Systems. The main content area has a 'Date Range' filter set to '04/22/2026 - 04/28/2026' and a 'Result' filter set to 'SUCCESS'. Below these filters are buttons for 'CLEAR', 'EXPORT TO EXCEL', and 'REFRESH'. A table displays the following data:</p> <table border="1"> <thead> <tr> <th>Time</th> <th>User Name</th> <th>Full Name</th> <th>Result</th> <th>Browser</th> </tr> </thead> <tbody> <tr> <td>2026-04-27 10:42:19</td> <td>prevaladmin1</td> <td>preval admin</td> <td>Success</td> <td>Chrome / 147.0 / W</td> </tr> <tr> <td>2026-04-27 10:23:15</td> <td>prevaladmin1</td> <td>preval admin</td> <td>Success</td> <td>Chrome / 147.0 / W</td> </tr> <tr> <td>2026-04-24 18:29:41</td> <td>sneha</td> <td>sneha S</td> <td>Success</td> <td>Chrome / 147.0 / W</td> </tr> <tr> <td>2026-04-24 17:17:17</td> <td>sneha</td> <td>sneha S</td> <td>Success</td> <td>Chrome / 147.0 / W</td> </tr> <tr> <td>2026-04-24 16:45:00</td> <td>prevaladmin3</td> <td>prevaladmin prevaladmin</td> <td>Success</td> <td>Chrome / 147.0 / W</td> </tr> <tr> <td>2026-04-24 16:33:22</td> <td>santhosh</td> <td>santhosh s</td> <td>Success</td> <td>Chrome / 147.0 / W</td> </tr> <tr> <td>2026-04-24 16:04:03</td> <td>prevaluser02</td> <td>preval user02</td> <td>Success</td> <td>Chrome / 147.0 / W</td> </tr> <tr> <td>2026-04-24 15:55:27</td> <td>sneha</td> <td>sneha S</td> <td>Success</td> <td>Chrome / 147.0 / W</td> </tr> <tr> <td>2026-04-24 15:46:49</td> <td>santhosh</td> <td>santhosh s</td> <td>Success</td> <td>Chrome / 147.0 / W</td> </tr> </tbody> </table> <p>At the bottom of the interface, it shows 'SPORIFY 2026.1.0.0 v20260423-2 Enterprise (IP-0A000445)' and 'Current Timezone: (UTC+05:30) Chennai, Kolkata, Mumbai, New Delhi'. The Windows taskbar at the bottom shows the system clock as 18:13 on 28-04-2026.</p>					Time	User Name	Full Name	Result	Browser	2026-04-27 10:42:19	prevaladmin1	preval admin	Success	Chrome / 147.0 / W	2026-04-27 10:23:15	prevaladmin1	preval admin	Success	Chrome / 147.0 / W	2026-04-24 18:29:41	sneha	sneha S	Success	Chrome / 147.0 / W	2026-04-24 17:17:17	sneha	sneha S	Success	Chrome / 147.0 / W	2026-04-24 16:45:00	prevaladmin3	prevaladmin prevaladmin	Success	Chrome / 147.0 / W	2026-04-24 16:33:22	santhosh	santhosh s	Success	Chrome / 147.0 / W	2026-04-24 16:04:03	prevaluser02	preval user02	Success	Chrome / 147.0 / W	2026-04-24 15:55:27	sneha	sneha S	Success	Chrome / 147.0 / W	2026-04-24 15:46:49	santhosh	santhosh s	Success	Chrome / 147.0 / W
Time	User Name	Full Name	Result	Browser																																																			
2026-04-27 10:42:19	prevaladmin1	preval admin	Success	Chrome / 147.0 / W																																																			
2026-04-27 10:23:15	prevaladmin1	preval admin	Success	Chrome / 147.0 / W																																																			
2026-04-24 18:29:41	sneha	sneha S	Success	Chrome / 147.0 / W																																																			
2026-04-24 17:17:17	sneha	sneha S	Success	Chrome / 147.0 / W																																																			
2026-04-24 16:45:00	prevaladmin3	prevaladmin prevaladmin	Success	Chrome / 147.0 / W																																																			
2026-04-24 16:33:22	santhosh	santhosh s	Success	Chrome / 147.0 / W																																																			
2026-04-24 16:04:03	prevaluser02	preval user02	Success	Chrome / 147.0 / W																																																			
2026-04-24 15:55:27	sneha	sneha S	Success	Chrome / 147.0 / W																																																			
2026-04-24 15:46:49	santhosh	santhosh s	Success	Chrome / 147.0 / W																																																			

	Project	SPORIFY	Document Type	OQ Script
			Document Version	1.0
Document Name	AG_SPOR_2026.1.0.0_OQ_AuthenticationLogs		Page	Page 59 of 78

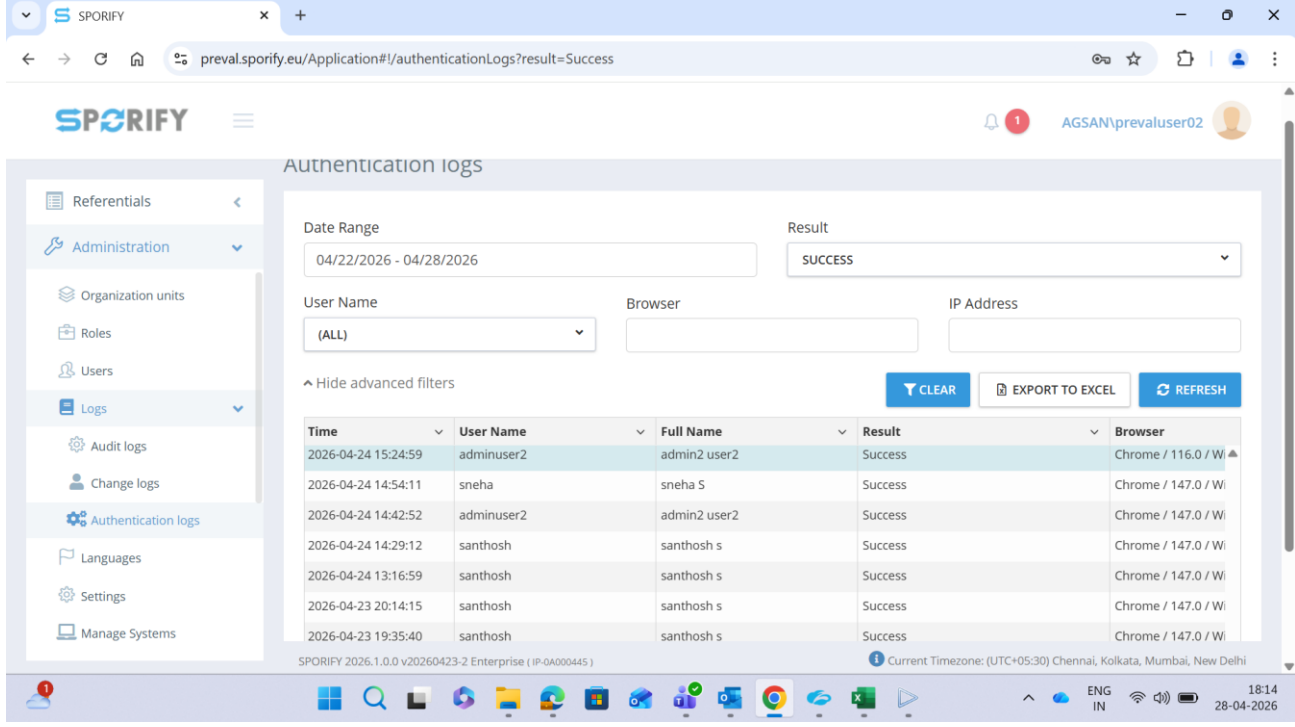
Step No	Procedure Steps	Test Data	Expected Results	Actual Results	Test Status																																																		
	 <p>The screenshot shows the SPORIFY web application interface for viewing authentication logs. The browser address bar shows 'preval.sporify.eu/Application#/authenticationLogs?result=Success'. The page title is 'Authentication logs'. A sidebar on the left contains navigation options: Referentials, Administration, Organization units, Roles, Users, Logs (selected), Audit logs, Change logs, Authentication logs, Languages, Settings, and Manage Systems. The main content area displays a table of authentication logs with columns: Time, User Name, Full Name, Result, and Browser. The date range is set to '04/22/2026 - 04/28/2026' and the result filter is 'SUCCESS'. The table contains 10 rows of log entries, all with a 'Success' result. The bottom of the screenshot shows the Windows taskbar with the system clock at 18:13 on 28-04-2026.</p> <table border="1"> <thead> <tr> <th>Time</th> <th>User Name</th> <th>Full Name</th> <th>Result</th> <th>Browser</th> </tr> </thead> <tbody> <tr> <td>2026-04-24 15:34:08</td> <td>prevaladmin1</td> <td>preval admin</td> <td>Success</td> <td>Chrome / 147.0 / W</td> </tr> <tr> <td>2026-04-24 15:29:25</td> <td>prevaladmin1</td> <td>preval admin</td> <td>Success</td> <td>Chrome / 116.0 / W</td> </tr> <tr> <td>2026-04-24 15:27:33</td> <td>sneha</td> <td>sneha S</td> <td>Success</td> <td>Chrome / 116.0 / W</td> </tr> <tr> <td>2026-04-24 15:26:05</td> <td>santhosh</td> <td>santhosh s</td> <td>Success</td> <td>Chrome / 116.0 / W</td> </tr> <tr> <td>2026-04-24 15:24:59</td> <td>adminuser2</td> <td>admin2 user2</td> <td>Success</td> <td>Chrome / 116.0 / W</td> </tr> <tr> <td>2026-04-24 14:54:11</td> <td>sneha</td> <td>sneha S</td> <td>Success</td> <td>Chrome / 147.0 / W</td> </tr> <tr> <td>2026-04-24 14:42:52</td> <td>adminuser2</td> <td>admin2 user2</td> <td>Success</td> <td>Chrome / 147.0 / W</td> </tr> <tr> <td>2026-04-24 14:29:12</td> <td>santhosh</td> <td>santhosh s</td> <td>Success</td> <td>Chrome / 147.0 / W</td> </tr> <tr> <td>2026-04-24 13:16:59</td> <td>santhosh</td> <td>santhosh s</td> <td>Success</td> <td>Chrome / 147.0 / W</td> </tr> </tbody> </table>					Time	User Name	Full Name	Result	Browser	2026-04-24 15:34:08	prevaladmin1	preval admin	Success	Chrome / 147.0 / W	2026-04-24 15:29:25	prevaladmin1	preval admin	Success	Chrome / 116.0 / W	2026-04-24 15:27:33	sneha	sneha S	Success	Chrome / 116.0 / W	2026-04-24 15:26:05	santhosh	santhosh s	Success	Chrome / 116.0 / W	2026-04-24 15:24:59	adminuser2	admin2 user2	Success	Chrome / 116.0 / W	2026-04-24 14:54:11	sneha	sneha S	Success	Chrome / 147.0 / W	2026-04-24 14:42:52	adminuser2	admin2 user2	Success	Chrome / 147.0 / W	2026-04-24 14:29:12	santhosh	santhosh s	Success	Chrome / 147.0 / W	2026-04-24 13:16:59	santhosh	santhosh s	Success	Chrome / 147.0 / W
Time	User Name	Full Name	Result	Browser																																																			
2026-04-24 15:34:08	prevaladmin1	preval admin	Success	Chrome / 147.0 / W																																																			
2026-04-24 15:29:25	prevaladmin1	preval admin	Success	Chrome / 116.0 / W																																																			
2026-04-24 15:27:33	sneha	sneha S	Success	Chrome / 116.0 / W																																																			
2026-04-24 15:26:05	santhosh	santhosh s	Success	Chrome / 116.0 / W																																																			
2026-04-24 15:24:59	adminuser2	admin2 user2	Success	Chrome / 116.0 / W																																																			
2026-04-24 14:54:11	sneha	sneha S	Success	Chrome / 147.0 / W																																																			
2026-04-24 14:42:52	adminuser2	admin2 user2	Success	Chrome / 147.0 / W																																																			
2026-04-24 14:29:12	santhosh	santhosh s	Success	Chrome / 147.0 / W																																																			
2026-04-24 13:16:59	santhosh	santhosh s	Success	Chrome / 147.0 / W																																																			

	Project	SPORIFY	Document Type	OQ Script
			Document Version	1.0
Document Name	AG_SPOR_2026.1.0.0_OQ_AuthenticationLogs		Page	Page 60 of 78

Step No	Procedure Steps	Test Data	Expected Results	Actual Results	Test Status
	 <p>The screenshot shows the SPORIFY web application interface for viewing authentication logs. The browser address bar shows 'preval.sporify.eu/Application#/authenticationLogs?result=Success'. The page title is 'Authentication logs'. On the left, there is a navigation menu with options like 'Referentials', 'Administration', 'Organization units', 'Roles', 'Users', 'Logs', 'Audit logs', 'Change logs', 'Authentication logs', 'Languages', 'Settings', and 'Manage Systems'. The main content area has filters for 'Date Range' (04/22/2026 - 04/28/2026) and 'Result' (SUCCESS). Below the filters is a table of logs with columns: Time, User Name, Full Name, Result, and Browser. The table contains 10 rows of log entries, all with a 'Success' result. The bottom of the screenshot shows a Windows taskbar with the date and time '18:13 28-04-2026'.</p>				

	Project	SPORIFY	Document Type	OQ Script
			Document Version	1.0
Document Name	AG_SPOR_2026.1.0.0_OQ_AuthenticationLogs		Page	Page 61 of 78


Step No	Procedure Steps	Test Data	Expected Results	Actual Results	Test Status
Step 18	Select 'Show Advanced Filters'. *PS*	NA	Advanced filter options as mentioned below are available. 1.User Name 2.Browser 3.IP Address	AE Sneha S 28 Apr 2026 at 06:14 PM	Passed



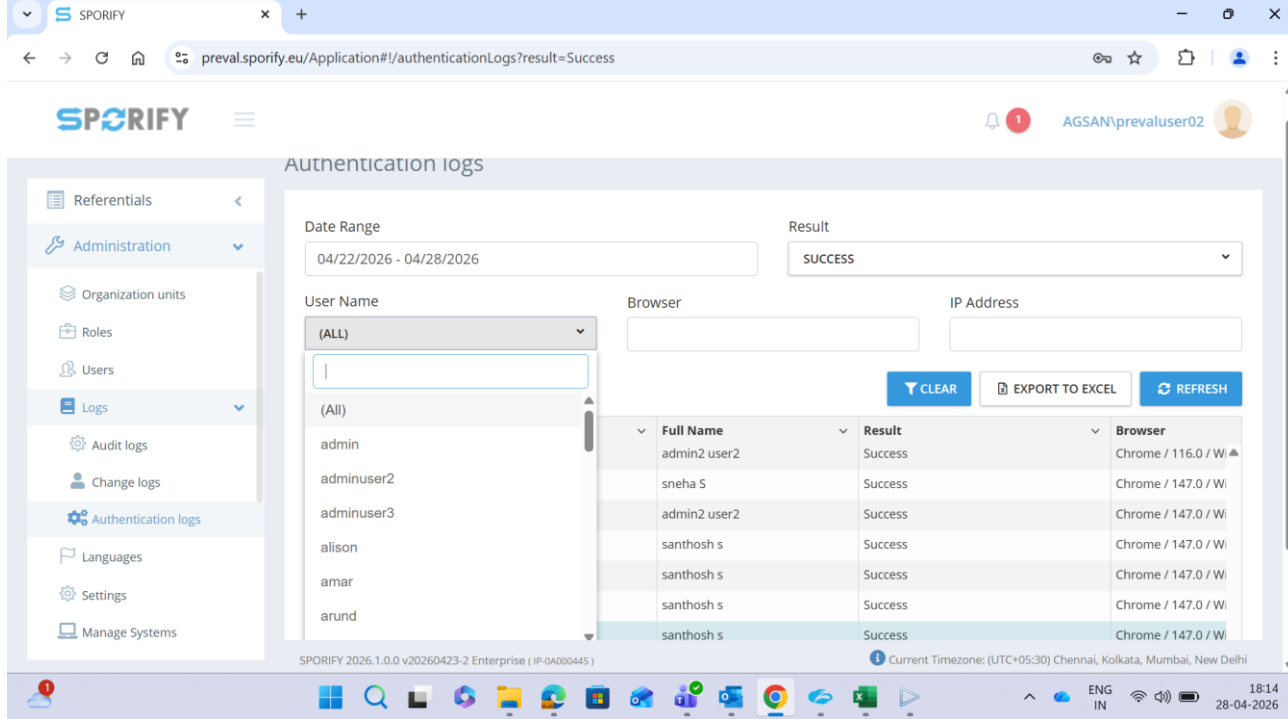
The screenshot shows the SPORIFY web application interface. The main content area is titled "Authentication logs". It features a sidebar with navigation options like "Referentials", "Administration", "Organization units", "Roles", "Users", "Logs", "Audit logs", "Change logs", "Authentication logs", "Languages", "Settings", and "Manage Systems". The "Authentication logs" section includes a "Date Range" filter set to "04/22/2026 - 04/28/2026" and a "Result" dropdown set to "SUCCESS". Below these filters is a table of authentication logs with the following data:

Time	User Name	Full Name	Result	Browser
2026-04-24 15:24:59	adminuser2	admin2 user2	Success	Chrome / 116.0 / Wi
2026-04-24 14:54:11	sneha	sneha S	Success	Chrome / 147.0 / Wi
2026-04-24 14:42:52	adminuser2	admin2 user2	Success	Chrome / 147.0 / Wi
2026-04-24 14:29:12	santhosh	santhosh s	Success	Chrome / 147.0 / Wi
2026-04-24 13:16:59	santhosh	santhosh s	Success	Chrome / 147.0 / Wi
2026-04-23 20:14:15	santhosh	santhosh s	Success	Chrome / 147.0 / Wi
2026-04-23 19:35:40	santhosh	santhosh s	Success	Chrome / 147.0 / Wi

The bottom of the screenshot shows the Windows taskbar with the system tray displaying "ENG IN", "18:14", and "28-04-2026".

	Project	SPORIFY	Document Type	OQ Script
			Document Version	1.0
Document Name	AG_SPOR_2026.1.0.0_OQ_AuthenticationLogs		Page	Page 62 of 78


Step No	Procedure Steps	Test Data	Expected Results	Actual Results	Test Status
Step 19	Click on the 'User Name' drop-down menu. *PS*	NA	A list of relevant user names are displayed.	AE Sneha S 28 Apr 2026 at 06:15 PM	Passed

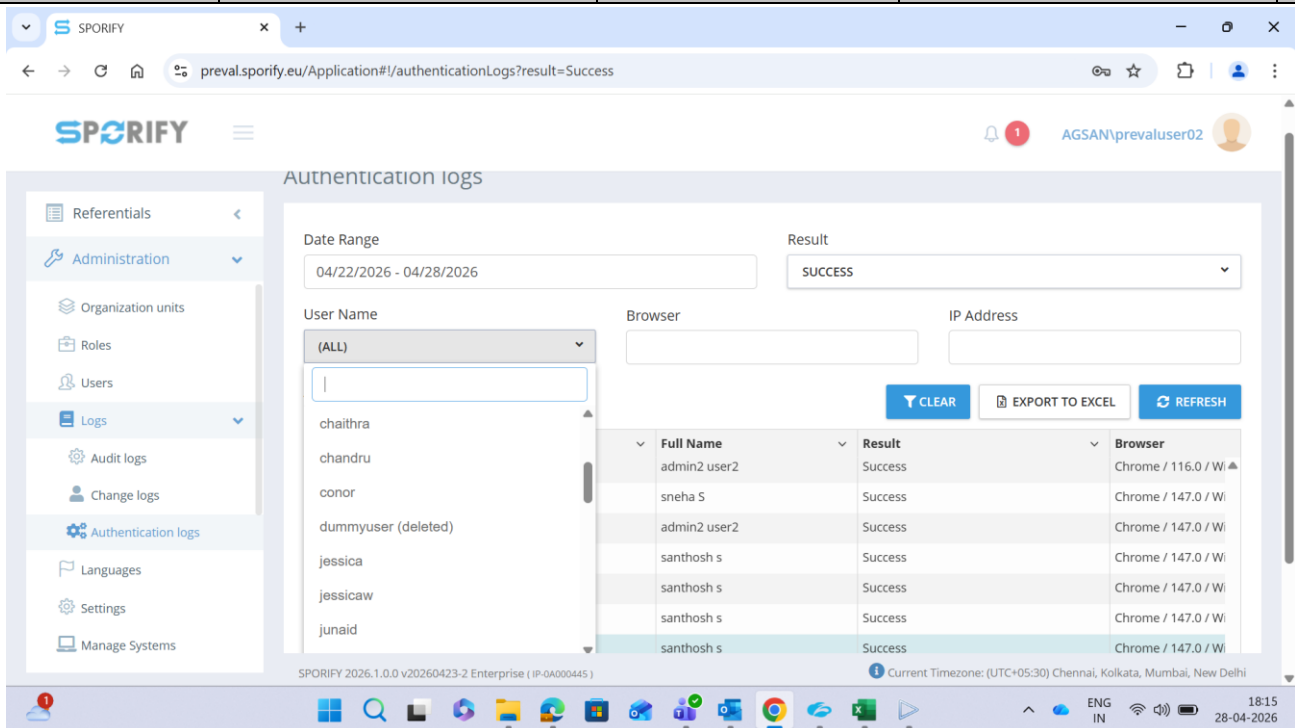



The screenshot shows the SPORIFY web application interface. The main content area is titled "Authentication logs" and contains a search and filter section. The "Date Range" is set to "04/22/2026 - 04/28/2026" and the "Result" is set to "SUCCESS". Below the search section is a table of authentication logs.

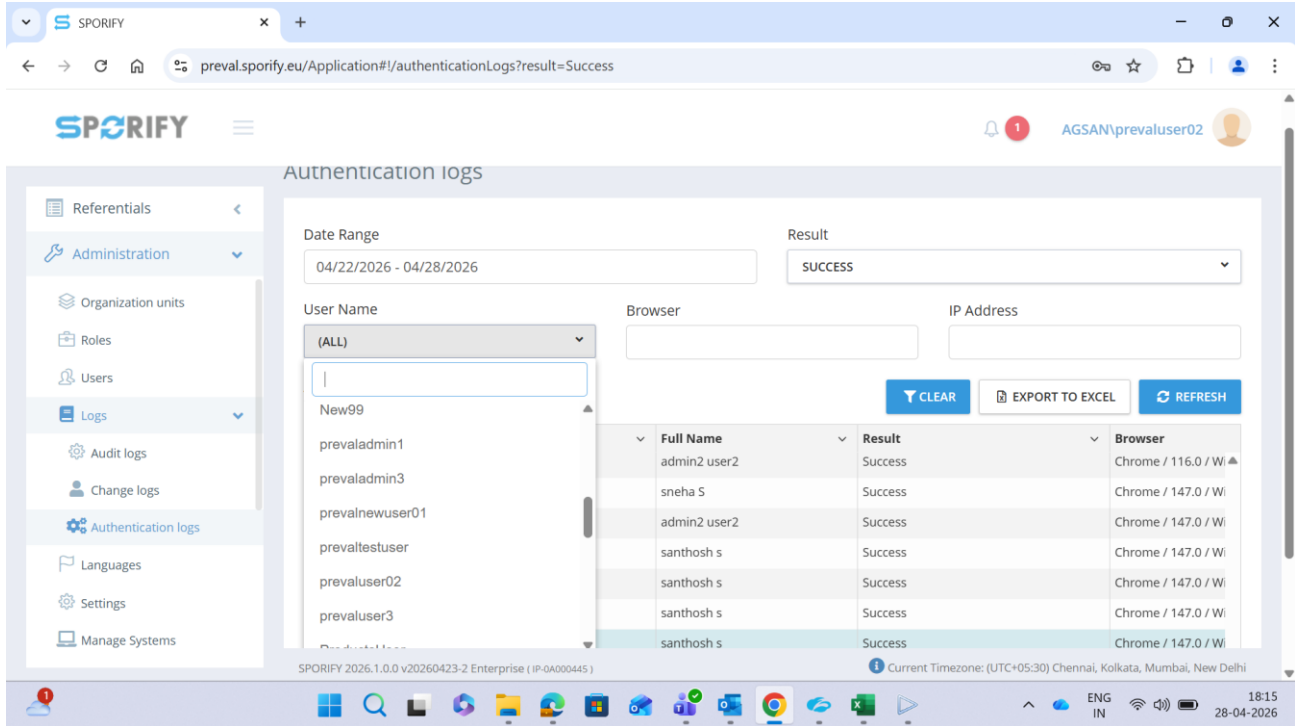
User Name	Full Name	Result	Browser
admin	admin2 user2	Success	Chrome / 116.0 / Wi
adminuser2	sneha S	Success	Chrome / 147.0 / Wi
adminuser3	admin2 user2	Success	Chrome / 147.0 / Wi
alison	santhosh s	Success	Chrome / 147.0 / Wi
amar	santhosh s	Success	Chrome / 147.0 / Wi
arund	santhosh s	Success	Chrome / 147.0 / Wi


The interface also includes a sidebar with navigation options like "Referentials", "Administration", "Organization units", "Roles", "Users", "Logs", "Audit logs", "Change logs", "Authentication logs", "Languages", "Settings", and "Manage Systems". The bottom of the page shows the system version "SPORIFY 2026.1.0.0 v20260423-2 Enterprise" and the current time zone "UTC+05:30 Chennai, Kolkata, Mumbai, New Delhi".

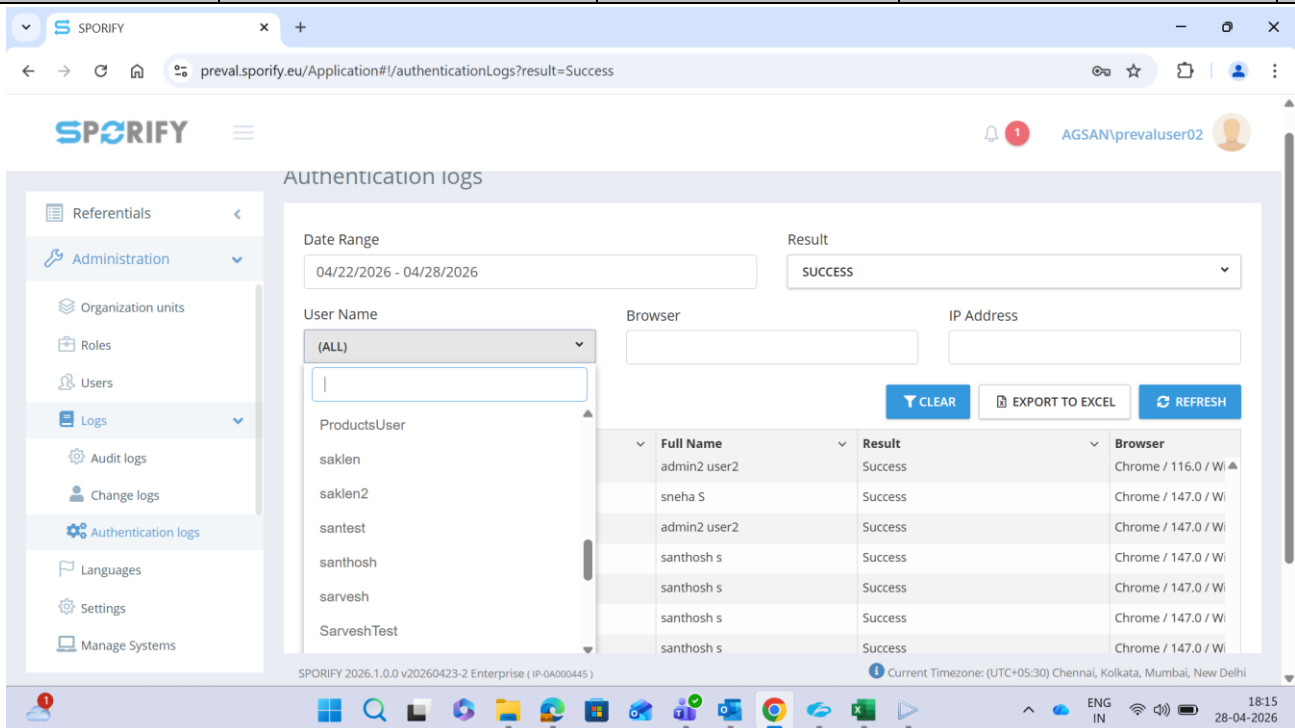
	Project	SPORIFY	Document Type	OQ Script
			Document Version	1.0
Document Name	AG_SPOR_2026.1.0.0_OQ_AuthenticationLogs		Page	Page 63 of 78


Step No	Procedure Steps	Test Data	Expected Results	Actual Results	Test Status
	 <p>The screenshot shows the SPORIFY web application interface for viewing authentication logs. The browser address bar shows 'preval.sporify.eu/Application#/authenticationLogs?result=Success'. The page title is 'Authentication logs'. On the left, there is a navigation menu with options like 'Referentials', 'Administration', 'Organization units', 'Roles', 'Users', 'Logs', 'Audit logs', 'Change logs', 'Authentication logs', 'Languages', 'Settings', and 'Manage Systems'. The main content area has filters for 'Date Range' (04/22/2026 - 04/28/2026) and 'Result' (SUCCESS). Below these are input fields for 'User Name', 'Browser', and 'IP Address'. A list of users is shown on the left, and a table of log entries is displayed on the right. The table has columns for 'Full Name', 'Result', and 'Browser'. The log entries show successful authentication for users like 'admin2 user2', 'sneha S', and 'santhosh s' using Chrome browser. The footer of the application shows 'SPORIFY 2026.1.0.0 v20260423-2 Enterprise (IP-0A000445)' and 'Current Timezone: (UTC+05:30) Chennai, Kolkata, Mumbai, New Delhi'. The Windows taskbar at the bottom shows the time as 18:15 on 28-04-2026.</p>				

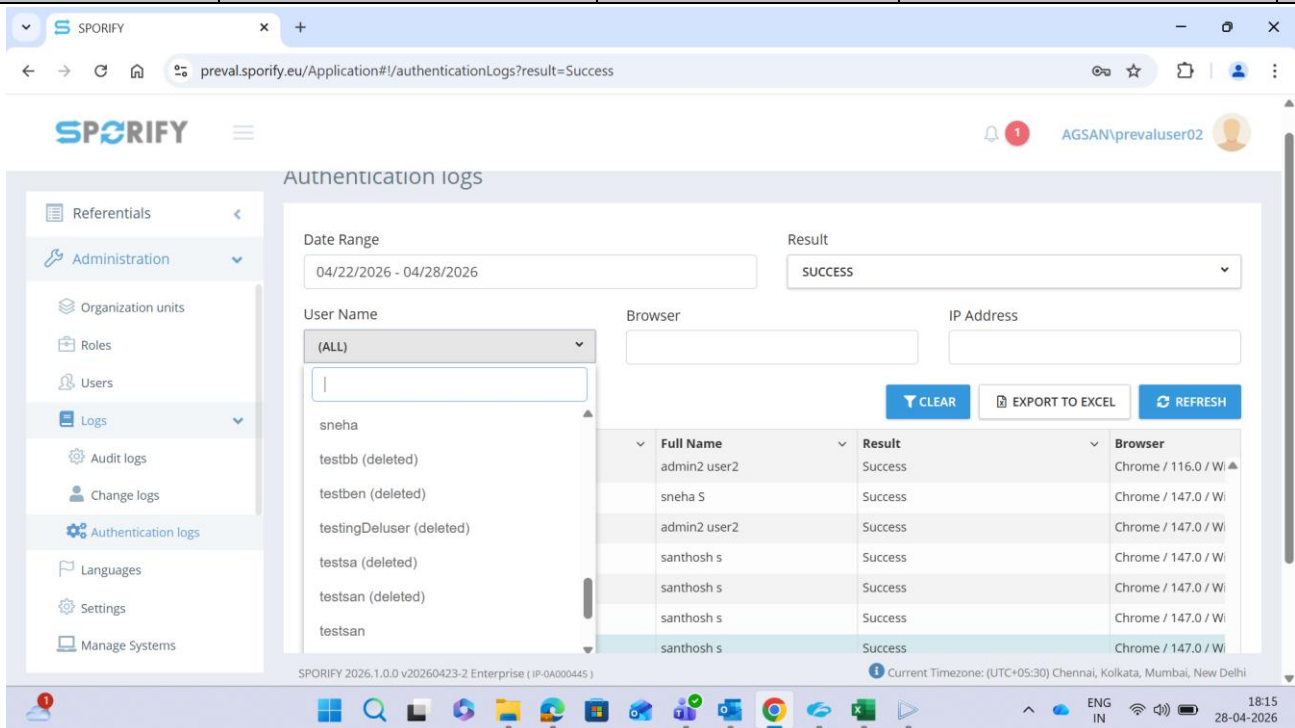
	Project	SPORIFY	Document Type	OQ Script
			Document Version	1.0
Document Name	AG_SPOR_2026.1.0.0_OQ_AuthenticationLogs		Page	Page 64 of 78


Step No	Procedure Steps	Test Data	Expected Results	Actual Results	Test Status																																
	 <p>The screenshot shows the 'Authentication logs' page in the SPORIFY application. The date range is set to 04/22/2026 - 04/28/2026, and the result is filtered to 'SUCCESS'. The table below represents the data shown in the screenshot:</p> <table border="1"> <thead> <tr> <th>User Name</th> <th>Full Name</th> <th>Result</th> <th>Browser</th> </tr> </thead> <tbody> <tr> <td>admin2 user2</td> <td>admin2 user2</td> <td>Success</td> <td>Chrome / 116.0 / Wi</td> </tr> <tr> <td>sneha S</td> <td>sneha S</td> <td>Success</td> <td>Chrome / 147.0 / Wi</td> </tr> <tr> <td>admin2 user2</td> <td>admin2 user2</td> <td>Success</td> <td>Chrome / 147.0 / Wi</td> </tr> <tr> <td>santhosh s</td> <td>santhosh s</td> <td>Success</td> <td>Chrome / 147.0 / Wi</td> </tr> <tr> <td>santhosh s</td> <td>santhosh s</td> <td>Success</td> <td>Chrome / 147.0 / Wi</td> </tr> <tr> <td>santhosh s</td> <td>santhosh s</td> <td>Success</td> <td>Chrome / 147.0 / Wi</td> </tr> <tr> <td>santhosh s</td> <td>santhosh s</td> <td>Success</td> <td>Chrome / 147.0 / Wi</td> </tr> </tbody> </table>					User Name	Full Name	Result	Browser	admin2 user2	admin2 user2	Success	Chrome / 116.0 / Wi	sneha S	sneha S	Success	Chrome / 147.0 / Wi	admin2 user2	admin2 user2	Success	Chrome / 147.0 / Wi	santhosh s	santhosh s	Success	Chrome / 147.0 / Wi	santhosh s	santhosh s	Success	Chrome / 147.0 / Wi	santhosh s	santhosh s	Success	Chrome / 147.0 / Wi	santhosh s	santhosh s	Success	Chrome / 147.0 / Wi
User Name	Full Name	Result	Browser																																		
admin2 user2	admin2 user2	Success	Chrome / 116.0 / Wi																																		
sneha S	sneha S	Success	Chrome / 147.0 / Wi																																		
admin2 user2	admin2 user2	Success	Chrome / 147.0 / Wi																																		
santhosh s	santhosh s	Success	Chrome / 147.0 / Wi																																		
santhosh s	santhosh s	Success	Chrome / 147.0 / Wi																																		
santhosh s	santhosh s	Success	Chrome / 147.0 / Wi																																		
santhosh s	santhosh s	Success	Chrome / 147.0 / Wi																																		

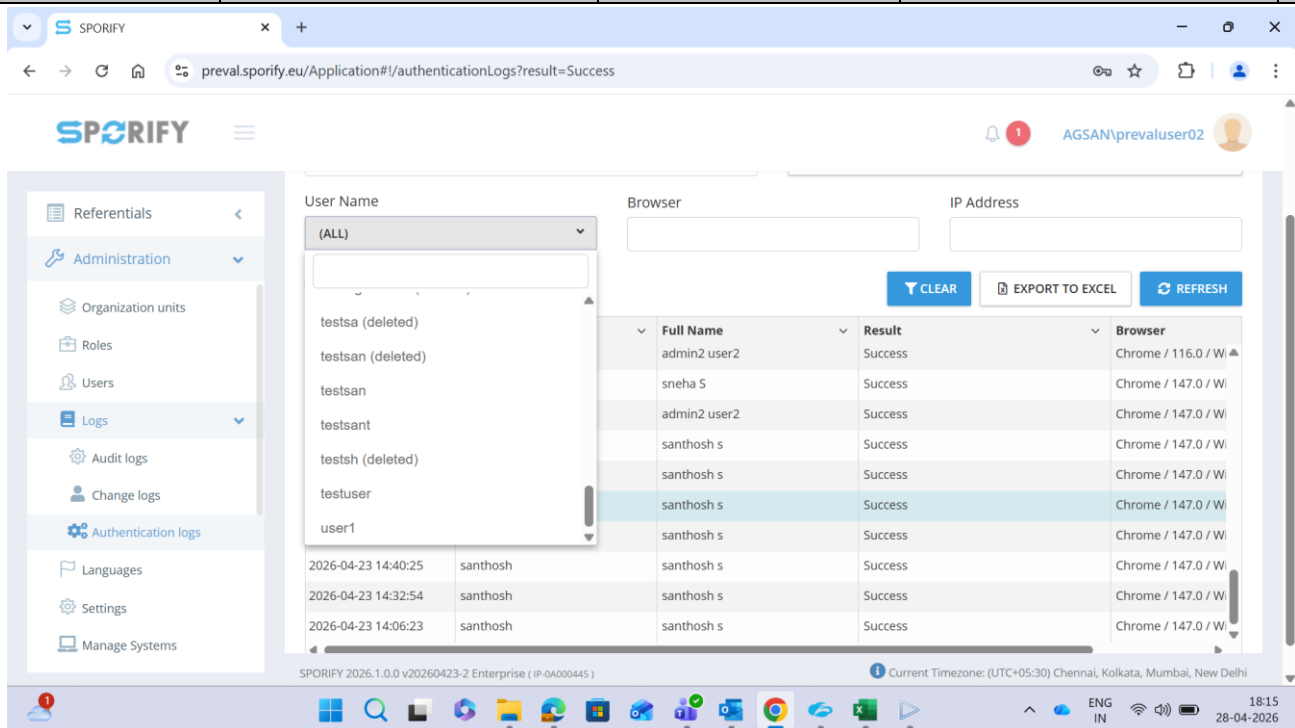
	Project	SPORIFY	Document Type	OQ Script
			Document Version	1.0
Document Name	AG_SPOR_2026.1.0.0_OQ_AuthenticationLogs		Page	Page 65 of 78


Step No	Procedure Steps	Test Data	Expected Results	Actual Results	Test Status																																
	 <p>The screenshot shows the SPORIFY web application interface for viewing authentication logs. The browser address bar shows 'preval.sporify.eu/Application#/authenticationLogs?result=Success'. The page title is 'Authentication logs'. On the left, there is a navigation menu with options like 'Referentials', 'Administration', 'Organization units', 'Roles', 'Users', 'Logs', 'Audit logs', 'Change logs', 'Authentication logs', 'Languages', 'Settings', and 'Manage Systems'. The main content area has filters for 'Date Range' (04/22/2026 - 04/28/2026) and 'Result' (SUCCESS). Below these are input fields for 'User Name', 'Browser', and 'IP Address'. A table displays the following data:</p> <table border="1"> <thead> <tr> <th>ProductsUser</th> <th>Full Name</th> <th>Result</th> <th>Browser</th> </tr> </thead> <tbody> <tr> <td>saklen</td> <td>admin2 user2</td> <td>Success</td> <td>Chrome / 116.0 / Wi</td> </tr> <tr> <td>saklen2</td> <td>sneha S</td> <td>Success</td> <td>Chrome / 147.0 / Wi</td> </tr> <tr> <td>santest</td> <td>admin2 user2</td> <td>Success</td> <td>Chrome / 147.0 / Wi</td> </tr> <tr> <td>santhosh</td> <td>santhosh s</td> <td>Success</td> <td>Chrome / 147.0 / Wi</td> </tr> <tr> <td>sarvesh</td> <td>santhosh s</td> <td>Success</td> <td>Chrome / 147.0 / Wi</td> </tr> <tr> <td>SarveshTest</td> <td>santhosh s</td> <td>Success</td> <td>Chrome / 147.0 / Wi</td> </tr> <tr> <td></td> <td>santhosh s</td> <td>Success</td> <td>Chrome / 147.0 / Wi</td> </tr> </tbody> </table> <p>At the bottom of the interface, it shows 'SPORIFY 2026.1.0.0 v20260423-2 Enterprise (IP-0A000445)' and 'Current Timezone: (UTC+05:30) Chennai, Kolkata, Mumbai, New Delhi'. The Windows taskbar at the bottom shows the date as 28-04-2026 and time as 18:15.</p>					ProductsUser	Full Name	Result	Browser	saklen	admin2 user2	Success	Chrome / 116.0 / Wi	saklen2	sneha S	Success	Chrome / 147.0 / Wi	santest	admin2 user2	Success	Chrome / 147.0 / Wi	santhosh	santhosh s	Success	Chrome / 147.0 / Wi	sarvesh	santhosh s	Success	Chrome / 147.0 / Wi	SarveshTest	santhosh s	Success	Chrome / 147.0 / Wi		santhosh s	Success	Chrome / 147.0 / Wi
ProductsUser	Full Name	Result	Browser																																		
saklen	admin2 user2	Success	Chrome / 116.0 / Wi																																		
saklen2	sneha S	Success	Chrome / 147.0 / Wi																																		
santest	admin2 user2	Success	Chrome / 147.0 / Wi																																		
santhosh	santhosh s	Success	Chrome / 147.0 / Wi																																		
sarvesh	santhosh s	Success	Chrome / 147.0 / Wi																																		
SarveshTest	santhosh s	Success	Chrome / 147.0 / Wi																																		
	santhosh s	Success	Chrome / 147.0 / Wi																																		

	Project	SPORIFY	Document Type	OQ Script
			Document Version	1.0
Document Name	AG_SPOR_2026.1.0.0_OQ_AuthenticationLogs		Page	Page 66 of 78

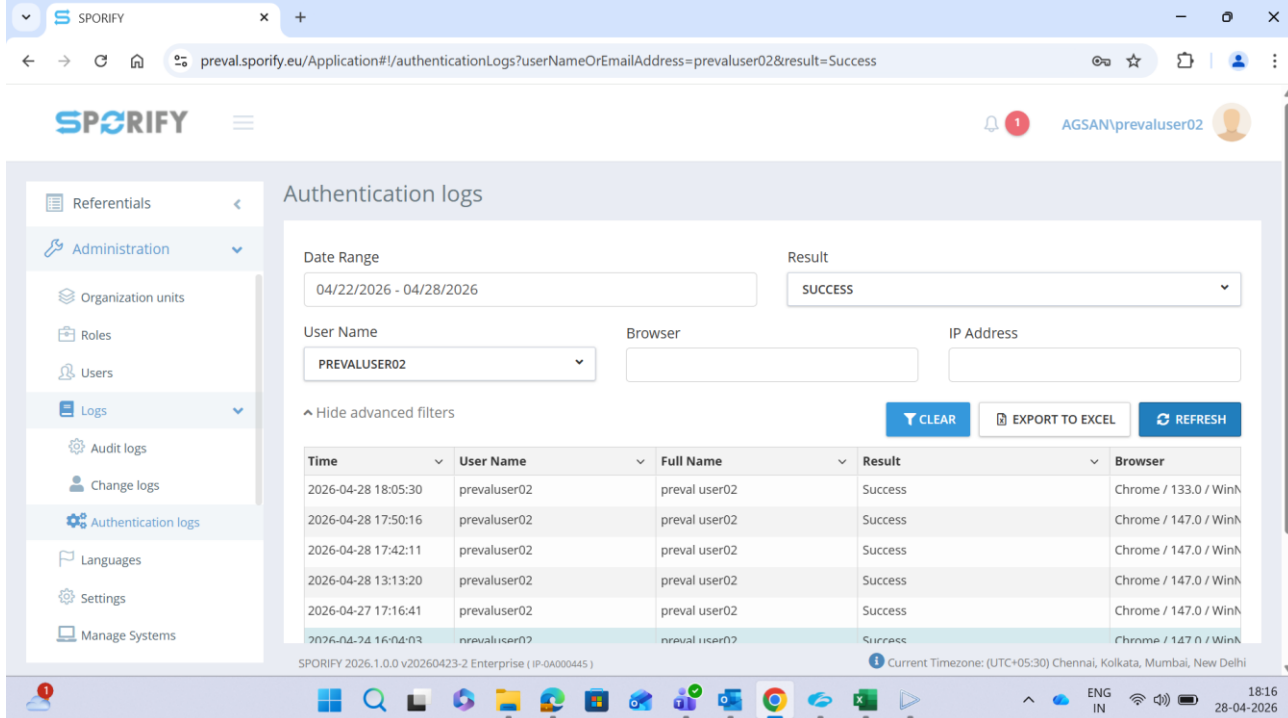
Step No	Procedure Steps	Test Data	Expected Results	Actual Results	Test Status																								
	 <p>The screenshot shows the SPORIFY web application interface for viewing authentication logs. The browser address bar shows 'preval.sporify.eu/Application#/authenticationLogs?result=Success'. The page title is 'Authentication logs'. A sidebar on the left contains navigation options like 'Referentials', 'Administration', 'Organization units', 'Roles', 'Users', 'Logs', 'Audit logs', 'Change logs', 'Authentication logs', 'Languages', 'Settings', and 'Manage Systems'. The main content area has filters for 'Date Range' (04/22/2026 - 04/28/2026) and 'Result' (SUCCESS). Below these are input fields for 'User Name', 'Browser', and 'IP Address'. A table displays the following data:</p> <table border="1"> <thead> <tr> <th>Full Name</th> <th>Result</th> <th>Browser</th> </tr> </thead> <tbody> <tr> <td>admin2 user2</td> <td>Success</td> <td>Chrome / 116.0 / Wi</td> </tr> <tr> <td>sneha S</td> <td>Success</td> <td>Chrome / 147.0 / Wi</td> </tr> <tr> <td>admin2 user2</td> <td>Success</td> <td>Chrome / 147.0 / Wi</td> </tr> <tr> <td>santhosh s</td> <td>Success</td> <td>Chrome / 147.0 / Wi</td> </tr> <tr> <td>santhosh s</td> <td>Success</td> <td>Chrome / 147.0 / Wi</td> </tr> <tr> <td>santhosh s</td> <td>Success</td> <td>Chrome / 147.0 / Wi</td> </tr> <tr> <td>santhosh s</td> <td>Success</td> <td>Chrome / 147.0 / Wi</td> </tr> </tbody> </table> <p>Buttons for 'CLEAR', 'EXPORT TO EXCEL', and 'REFRESH' are visible. The footer shows 'SPORIFY 2026.1.0.0 v20260423-2 Enterprise (IP-0A000445)' and 'Current Timezone: (UTC+05:30) Chennai, Kolkata, Mumbai, New Delhi'. The Windows taskbar at the bottom shows the date and time as 18:15 on 28-04-2026.</p>					Full Name	Result	Browser	admin2 user2	Success	Chrome / 116.0 / Wi	sneha S	Success	Chrome / 147.0 / Wi	admin2 user2	Success	Chrome / 147.0 / Wi	santhosh s	Success	Chrome / 147.0 / Wi	santhosh s	Success	Chrome / 147.0 / Wi	santhosh s	Success	Chrome / 147.0 / Wi	santhosh s	Success	Chrome / 147.0 / Wi
Full Name	Result	Browser																											
admin2 user2	Success	Chrome / 116.0 / Wi																											
sneha S	Success	Chrome / 147.0 / Wi																											
admin2 user2	Success	Chrome / 147.0 / Wi																											
santhosh s	Success	Chrome / 147.0 / Wi																											
santhosh s	Success	Chrome / 147.0 / Wi																											
santhosh s	Success	Chrome / 147.0 / Wi																											
santhosh s	Success	Chrome / 147.0 / Wi																											

	Project	SPORIFY	Document Type	OQ Script
			Document Version	1.0
Document Name	AG_SPOR_2026.1.0.0_OQ_AuthenticationLogs		Page	Page 67 of 78

Step No	Procedure Steps	Test Data	Expected Results	Actual Results	Test Status																																																
	 <p>The screenshot shows the SPORIFY application interface. The left sidebar contains navigation options: Referentials, Administration, Organization units, Roles, Users, Logs, Audit logs, Change logs, Authentication logs, Languages, Settings, and Manage Systems. The main area displays a table of authentication logs with columns for User Name, Full Name, Result, and Browser. A dropdown menu is open for the User Name column, showing a list of users including 'santhosh s' which is highlighted. The table shows several successful login attempts for 'santhosh s' using Chrome browser.</p> <table border="1"> <thead> <tr> <th>User Name</th> <th>Full Name</th> <th>Result</th> <th>Browser</th> </tr> </thead> <tbody> <tr> <td>(ALL)</td> <td></td> <td></td> <td></td> </tr> <tr> <td>testsa (deleted)</td> <td></td> <td></td> <td></td> </tr> <tr> <td>testsan (deleted)</td> <td></td> <td></td> <td></td> </tr> <tr> <td>testsan</td> <td>sneha S</td> <td>Success</td> <td>Chrome / 147.0 / Wi</td> </tr> <tr> <td>testasant</td> <td>admin2 user2</td> <td>Success</td> <td>Chrome / 147.0 / Wi</td> </tr> <tr> <td>testsh (deleted)</td> <td>santhosh s</td> <td>Success</td> <td>Chrome / 147.0 / Wi</td> </tr> <tr> <td>testuser</td> <td>santhosh s</td> <td>Success</td> <td>Chrome / 147.0 / Wi</td> </tr> <tr> <td>user1</td> <td>santhosh s</td> <td>Success</td> <td>Chrome / 147.0 / Wi</td> </tr> <tr> <td>2026-04-23 14:40:25</td> <td>santhosh</td> <td>Success</td> <td>Chrome / 147.0 / Wi</td> </tr> <tr> <td>2026-04-23 14:32:54</td> <td>santhosh</td> <td>Success</td> <td>Chrome / 147.0 / Wi</td> </tr> <tr> <td>2026-04-23 14:06:23</td> <td>santhosh</td> <td>Success</td> <td>Chrome / 147.0 / Wi</td> </tr> </tbody> </table>					User Name	Full Name	Result	Browser	(ALL)				testsa (deleted)				testsan (deleted)				testsan	sneha S	Success	Chrome / 147.0 / Wi	testasant	admin2 user2	Success	Chrome / 147.0 / Wi	testsh (deleted)	santhosh s	Success	Chrome / 147.0 / Wi	testuser	santhosh s	Success	Chrome / 147.0 / Wi	user1	santhosh s	Success	Chrome / 147.0 / Wi	2026-04-23 14:40:25	santhosh	Success	Chrome / 147.0 / Wi	2026-04-23 14:32:54	santhosh	Success	Chrome / 147.0 / Wi	2026-04-23 14:06:23	santhosh	Success	Chrome / 147.0 / Wi
User Name	Full Name	Result	Browser																																																		
(ALL)																																																					
testsa (deleted)																																																					
testsan (deleted)																																																					
testsan	sneha S	Success	Chrome / 147.0 / Wi																																																		
testasant	admin2 user2	Success	Chrome / 147.0 / Wi																																																		
testsh (deleted)	santhosh s	Success	Chrome / 147.0 / Wi																																																		
testuser	santhosh s	Success	Chrome / 147.0 / Wi																																																		
user1	santhosh s	Success	Chrome / 147.0 / Wi																																																		
2026-04-23 14:40:25	santhosh	Success	Chrome / 147.0 / Wi																																																		
2026-04-23 14:32:54	santhosh	Success	Chrome / 147.0 / Wi																																																		
2026-04-23 14:06:23	santhosh	Success	Chrome / 147.0 / Wi																																																		

	Project	SPORIFY	Document Type	OQ Script
			Document Version	1.0
Document Name	AG_SPOR_2026.1.0.0_OQ_AuthenticationLogs		Page	Page 68 of 78


Step No	Procedure Steps	Test Data	Expected Results	Actual Results	Test Status
Step 20	Select a user name and click on Refresh button. *PS*	User Name: <OQUser>	The User Name filter is applied. The login details satisfying the filter criteria are shown.	User Name: prevaluser02 AE Sneha S 28 Apr 2026 at 06:17 PM	Passed

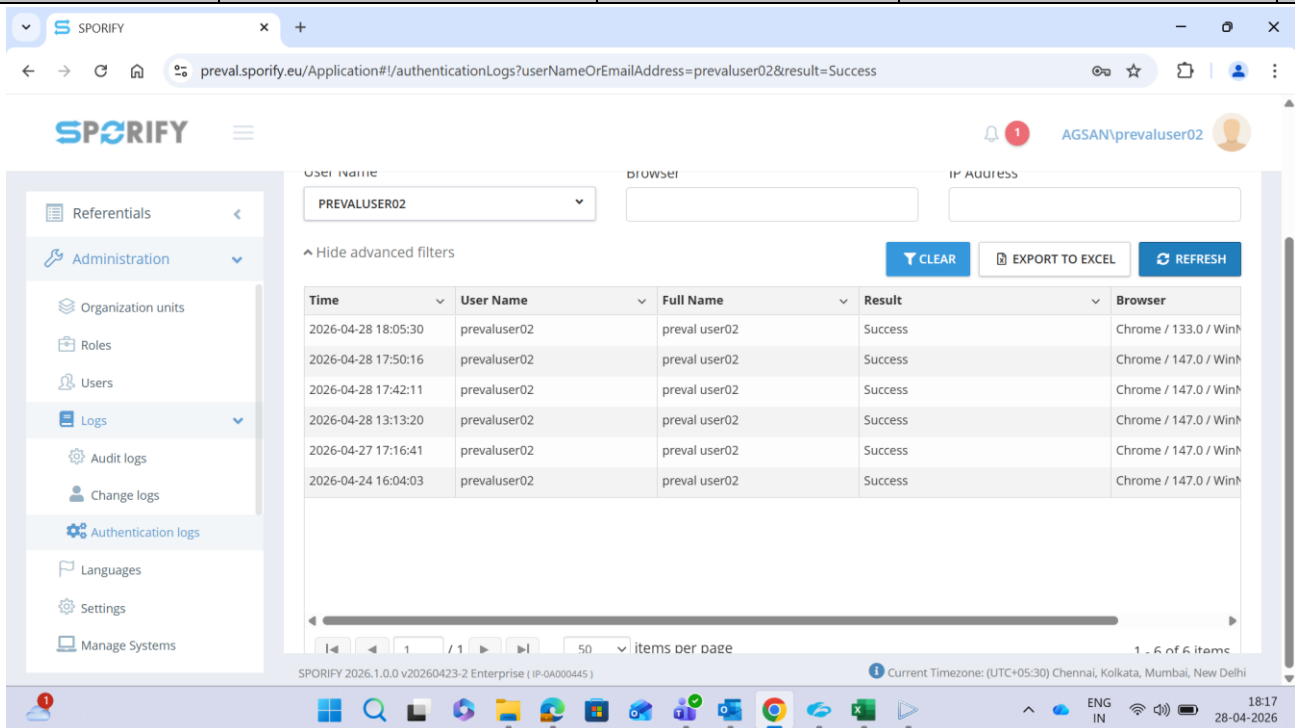



The screenshot shows the SPORIFY web application interface. The main content area is titled "Authentication logs" and contains a search and filter section. The "Date Range" is set to "04/22/2026 - 04/28/2026" and the "Result" is set to "SUCCESS". The "User Name" is "PREVALUSER02". Below the search section is a table of authentication logs.

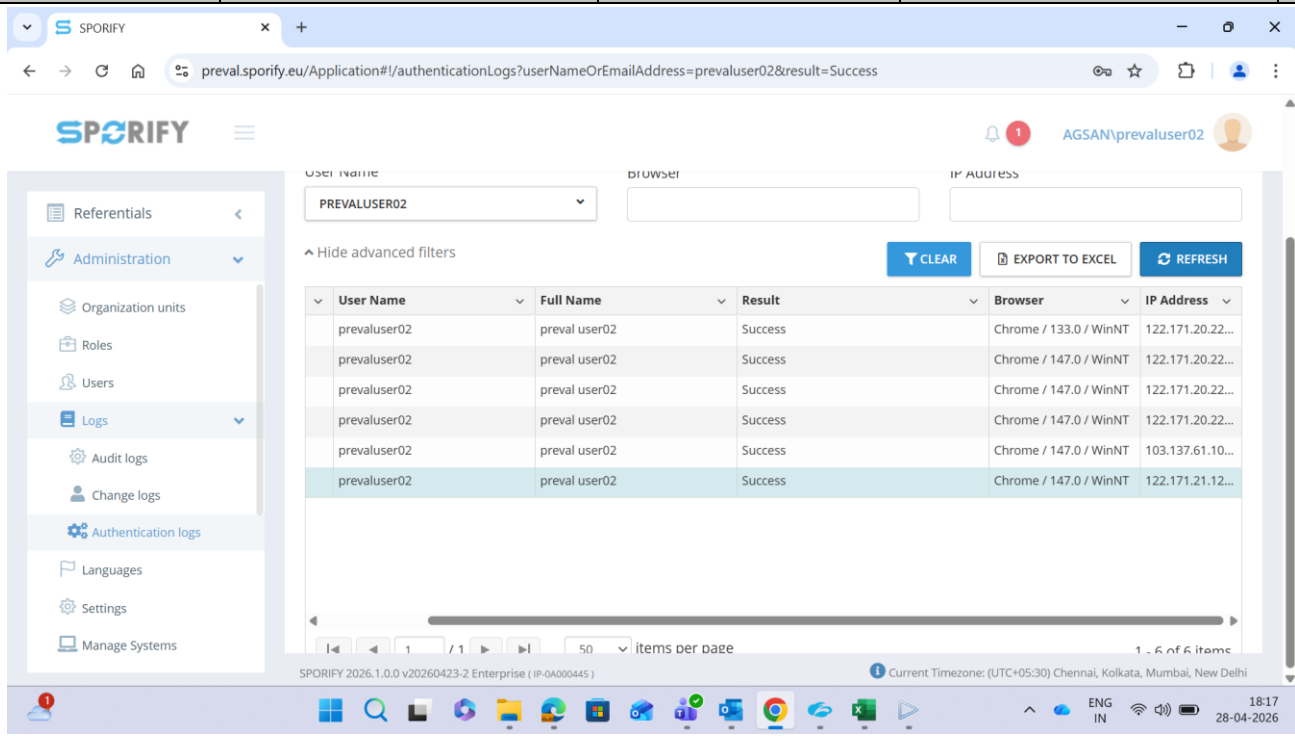
Time	User Name	Full Name	Result	Browser
2026-04-28 18:05:30	prevaluser02	preval user02	Success	Chrome / 133.0 / WinN
2026-04-28 17:50:16	prevaluser02	preval user02	Success	Chrome / 147.0 / WinN
2026-04-28 17:42:11	prevaluser02	preval user02	Success	Chrome / 147.0 / WinN
2026-04-28 13:13:20	prevaluser02	preval user02	Success	Chrome / 147.0 / WinN
2026-04-27 17:16:41	prevaluser02	preval user02	Success	Chrome / 147.0 / WinN
2026-04-24 16:04:03	prevaluser02	preval user02	Success	Chrome / 147.0 / WinN


At the bottom of the page, there is a footer with the text "SPORIFY 2026.1.0.0 v20260423-2 Enterprise (IP-0A000445)" and "Current Timezone: (UTC+05:30) Chennai, Kolkata, Mumbai, New Delhi".

	Project	SPORIFY	Document Type	OQ Script
			Document Version	1.0
Document Name	AG_SPOR_2026.1.0.0_OQ_AuthenticationLogs		Page	Page 69 of 78

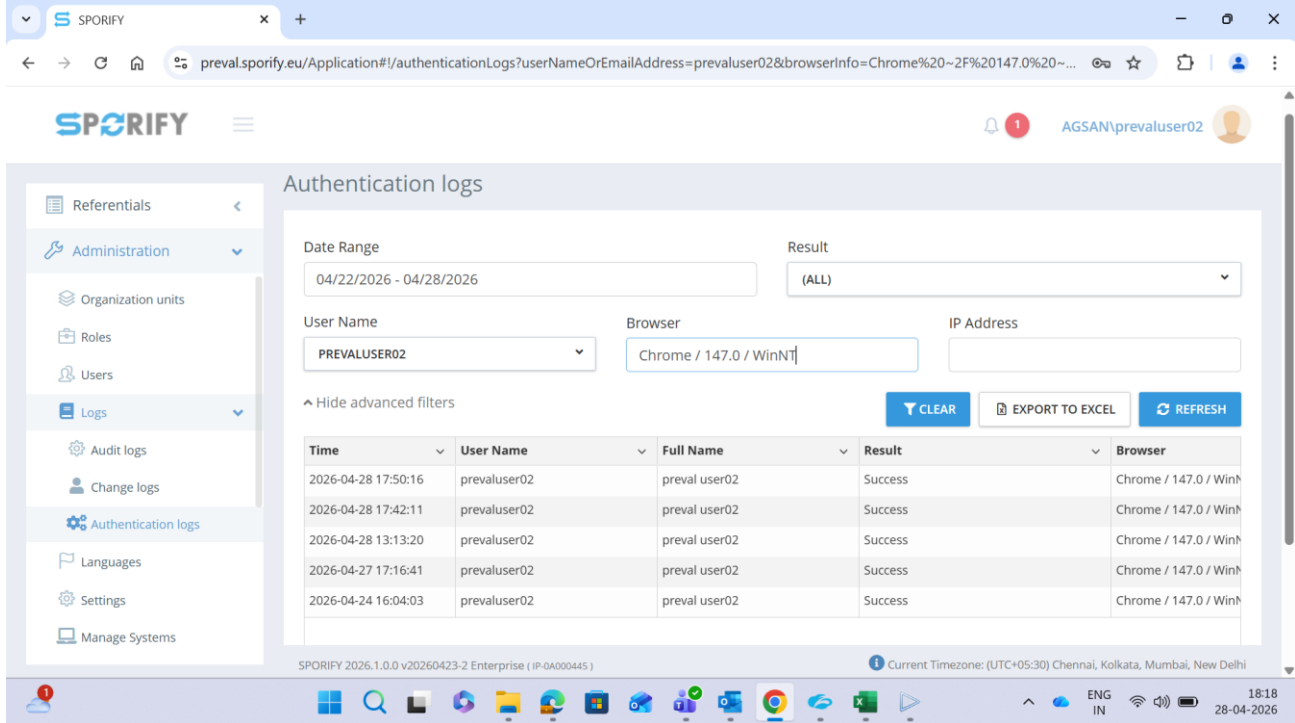
Step No	Procedure Steps	Test Data	Expected Results	Actual Results	Test Status																																			
	 <p>The screenshot shows the SPORIFY web application interface for viewing authentication logs. The browser address bar shows the URL: <code>preval.sporify.eu/Application#/authenticationLogs?userNameOrEmailAddress=prevaluser02&result=Success</code>. The user is logged in as <code>AGSAN\prevaluser02</code>. The interface includes a sidebar with navigation options like Referentials, Administration, Organization units, Roles, Users, Logs, Audit logs, Change logs, Authentication logs, Languages, Settings, and Manage Systems. The main content area displays a table of authentication logs with columns for Time, User Name, Full Name, Result, and Browser. The table shows six entries, all with a 'Success' result. Below the table, there are navigation controls for pagination, showing '1 - 6 of 6 items'.</p> <table border="1"> <thead> <tr> <th>Time</th> <th>User Name</th> <th>Full Name</th> <th>Result</th> <th>Browser</th> </tr> </thead> <tbody> <tr> <td>2026-04-28 18:05:30</td> <td>prevaluser02</td> <td>preval user02</td> <td>Success</td> <td>Chrome / 133.0 / Win</td> </tr> <tr> <td>2026-04-28 17:50:16</td> <td>prevaluser02</td> <td>preval user02</td> <td>Success</td> <td>Chrome / 147.0 / Win</td> </tr> <tr> <td>2026-04-28 17:42:11</td> <td>prevaluser02</td> <td>preval user02</td> <td>Success</td> <td>Chrome / 147.0 / Win</td> </tr> <tr> <td>2026-04-28 13:13:20</td> <td>prevaluser02</td> <td>preval user02</td> <td>Success</td> <td>Chrome / 147.0 / Win</td> </tr> <tr> <td>2026-04-27 17:16:41</td> <td>prevaluser02</td> <td>preval user02</td> <td>Success</td> <td>Chrome / 147.0 / Win</td> </tr> <tr> <td>2026-04-24 16:04:03</td> <td>prevaluser02</td> <td>preval user02</td> <td>Success</td> <td>Chrome / 147.0 / Win</td> </tr> </tbody> </table>					Time	User Name	Full Name	Result	Browser	2026-04-28 18:05:30	prevaluser02	preval user02	Success	Chrome / 133.0 / Win	2026-04-28 17:50:16	prevaluser02	preval user02	Success	Chrome / 147.0 / Win	2026-04-28 17:42:11	prevaluser02	preval user02	Success	Chrome / 147.0 / Win	2026-04-28 13:13:20	prevaluser02	preval user02	Success	Chrome / 147.0 / Win	2026-04-27 17:16:41	prevaluser02	preval user02	Success	Chrome / 147.0 / Win	2026-04-24 16:04:03	prevaluser02	preval user02	Success	Chrome / 147.0 / Win
Time	User Name	Full Name	Result	Browser																																				
2026-04-28 18:05:30	prevaluser02	preval user02	Success	Chrome / 133.0 / Win																																				
2026-04-28 17:50:16	prevaluser02	preval user02	Success	Chrome / 147.0 / Win																																				
2026-04-28 17:42:11	prevaluser02	preval user02	Success	Chrome / 147.0 / Win																																				
2026-04-28 13:13:20	prevaluser02	preval user02	Success	Chrome / 147.0 / Win																																				
2026-04-27 17:16:41	prevaluser02	preval user02	Success	Chrome / 147.0 / Win																																				
2026-04-24 16:04:03	prevaluser02	preval user02	Success	Chrome / 147.0 / Win																																				

	Project	SPORIFY	Document Type	OQ Script
			Document Version	1.0
Document Name	AG_SPOR_2026.1.0.0_OQ_AuthenticationLogs		Page	Page 70 of 78

Step No	Procedure Steps	Test Data	Expected Results	Actual Results	Test Status
	 <p>The screenshot shows the SPORIFY web application interface. The browser address bar displays the URL: <code>preval.sporify.eu/Application#/authenticationLogs?userNameOrEmailAddress=prevaluser02&result=Success</code>. The application header includes the SPORIFY logo, a notification bell with a red '1', and the user profile 'AGSAN\prevaluser02'. A left-hand navigation menu is visible with options like 'Referentials', 'Administration', 'Organization units', 'Roles', 'Users', 'Logs', 'Audit logs', 'Change logs', 'Authentication logs', 'Languages', 'Settings', and 'Manage Systems'. The main content area features a search filter for 'User Name' set to 'PREVALUSER02'. Below the filter is a table of authentication logs with columns: User Name, Full Name, Result, Browser, and IP Address. The table contains 6 rows, all showing 'Success' results for 'prevaluser02'. At the bottom of the interface, the system version 'SPORIFY 2026.1.0.0 v20260423-2 Enterprise (IP-0A000445)' and the current time zone '(UTC+05:30) Chennai, Kolkata, Mumbai, New Delhi' are displayed. The Windows taskbar at the bottom shows the date and time as '18:17 28-04-2026'.</p>				

	Project	SPORIFY	Document Type	OQ Script
			Document Version	1.0
Document Name	AG_SPOR_2026.1.0.0_OQ_AuthenticationLogs		Page	Page 71 of 78


Step No	Procedure Steps	Test Data	Expected Results	Actual Results	Test Status
Step 21	Enter the value in the Browser field and click on Refresh button. *PS*	Browser: <Chrome>	The Browser filter is applied. The login details satisfying the filter criteria are shown.	Browser: Chrome / 147.0 / WinNT AE Sneha S 28 Apr 2026 at 06:19 PM	Passed

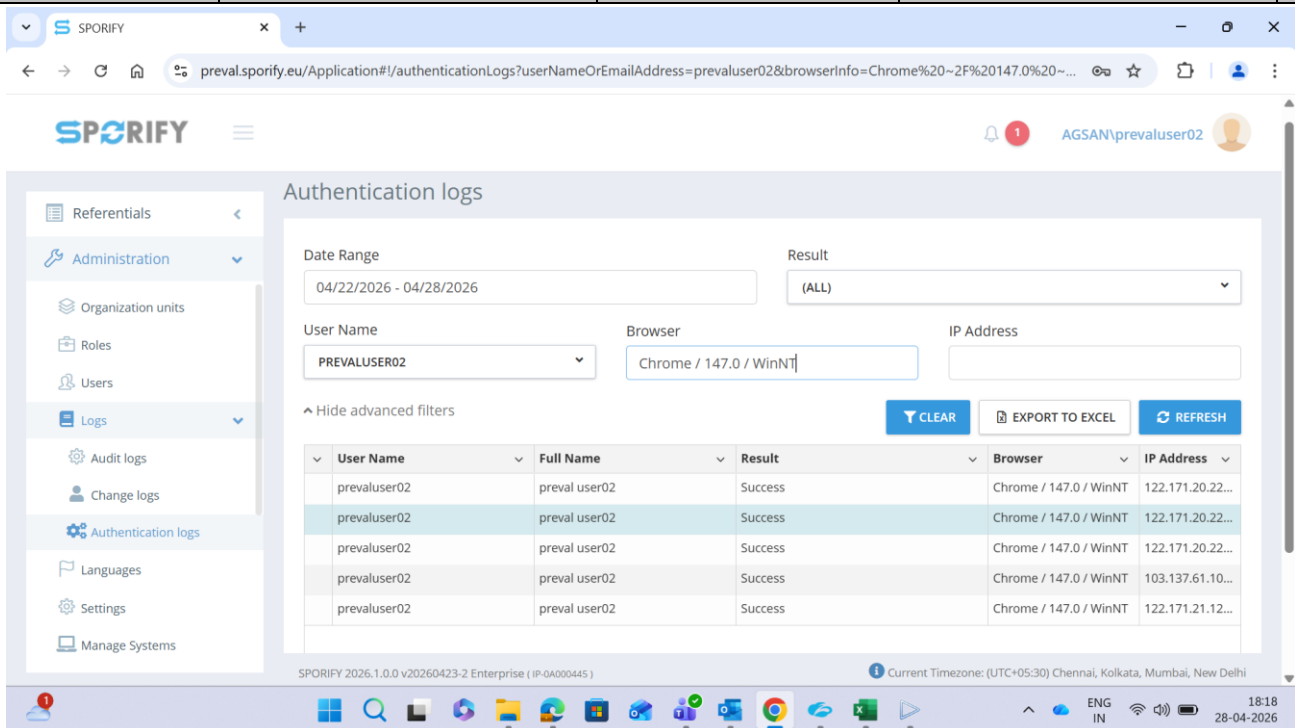



The screenshot displays the SPORIFY web application interface for viewing authentication logs. The browser address bar shows the URL: `preval.sporify.eu/Application#/authenticationLogs?userNameOrEmailAddress=prevaluser02&browserInfo=Chrome%20~2F%20147.0%20~...`. The application header includes the SPORIFY logo and a user profile for 'AGSAN\prevaluser02'. The left sidebar contains navigation options: Referentials, Administration, Organization units, Roles, Users, Logs, Audit logs, Change logs, Authentication logs, Languages, Settings, and Manage Systems. The main content area is titled 'Authentication logs' and features a search and filter section with fields for Date Range (04/22/2026 - 04/28/2026), Result (ALL), User Name (PREVALUSER02), Browser (Chrome / 147.0 / WinNT), and IP Address. Below the filters are buttons for CLEAR, EXPORT TO EXCEL, and REFRESH. A table displays the following authentication log entries:

Time	User Name	Full Name	Result	Browser
2026-04-28 17:50:16	prevaluser02	preval user02	Success	Chrome / 147.0 / WinT
2026-04-28 17:42:11	prevaluser02	preval user02	Success	Chrome / 147.0 / WinT
2026-04-28 13:13:20	prevaluser02	preval user02	Success	Chrome / 147.0 / WinT
2026-04-27 17:16:41	prevaluser02	preval user02	Success	Chrome / 147.0 / WinT
2026-04-24 16:04:03	prevaluser02	preval user02	Success	Chrome / 147.0 / WinT

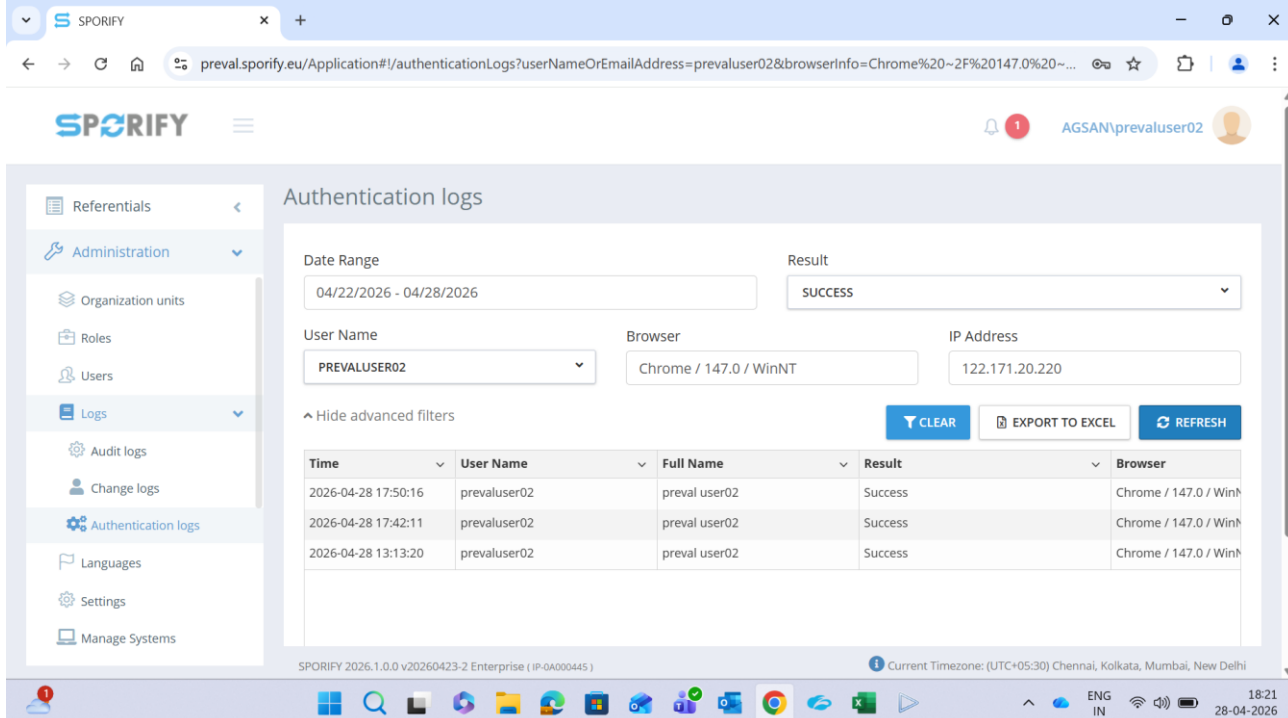
The footer of the application shows the version 'SPORIFY 2026.1.0.0 v20260423-2 Enterprise (IP-0A000445)' and the current timezone '(UTC+05:30) Chennai, Kolkata, Mumbai, New Delhi'. The Windows taskbar at the bottom shows the system clock as 18:18 on 28-04-2026.

	Project	SPORIFY	Document Type	OQ Script
			Document Version	1.0
Document Name	AG_SPOR_2026.1.0.0_OQ_AuthenticationLogs		Page	Page 72 of 78

Step No	Procedure Steps	Test Data	Expected Results	Actual Results	Test Status
	 <p>The screenshot shows the SPORIFY web application interface. The browser address bar displays the URL: <code>preval.sporify.eu/Application#/authenticationLogs?userNameOrEmailAddress=prevaluser02&browserInfo=Chrome%20~2F%20147.0%20~...</code>. The application header includes the SPORIFY logo and a user profile for 'AGSAN\prevaluser02'. A left-hand navigation menu lists various system components, with 'Authentication logs' selected. The main content area is titled 'Authentication logs' and features several filter fields: 'Date Range' (04/22/2026 - 04/28/2026), 'Result' (ALL), 'User Name' (PREVALUSER02), and 'Browser' (Chrome / 147.0 / WinNT). Below these filters is a table of authentication logs with columns for User Name, Full Name, Result, Browser, and IP Address. The table contains five entries, all showing a 'Success' result for the user 'prevaluser02' using the 'Chrome / 147.0 / WinNT' browser. At the bottom of the application, the version 'SPORIFY 2026.1.0.0 v20260423-2 Enterprise (IP-0A000445)' and the current time zone '(UTC+05:30) Chennai, Kolkata, Mumbai, New Delhi' are visible. The Windows taskbar at the bottom shows the system clock as 18:18 on 28-04-2026.</p>				

	Project	SPORIFY	Document Type	OQ Script
			Document Version	1.0
Document Name	AG_SPOR_2026.1.0.0_OQ_AuthenticationLogs		Page	Page 73 of 78


Step No	Procedure Steps	Test Data	Expected Results	Actual Results	Test Status
Step 22	Enter the value in the IP Address field and click on Refresh button. *PS*	IP Address: <111.222.333.444>	The IP Address filter is applied. The login details satisfying the filter criteria are shown.	IP Address: 122.171.20.220 AE Sneha S 28 Apr 2026 at 06:22 PM	Passed

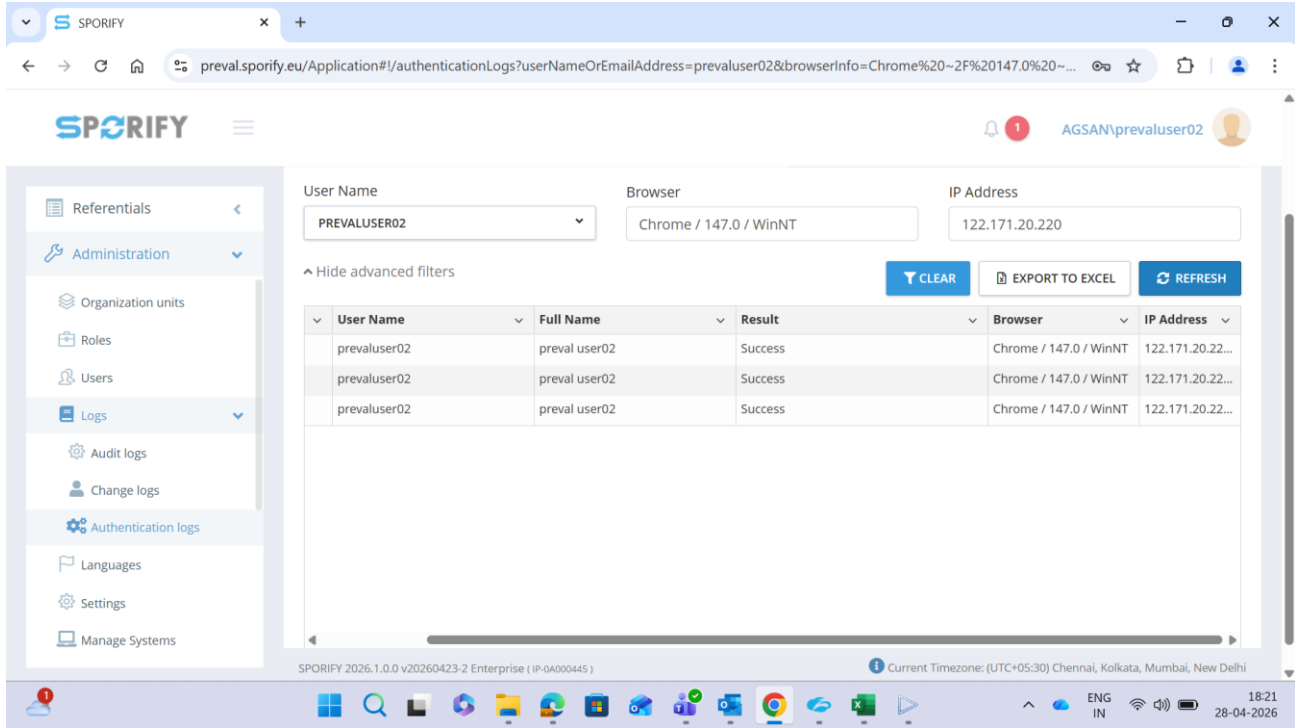



The screenshot shows the SPORIFY web application interface. The main content area is titled "Authentication logs". It features several filter fields: "Date Range" (04/22/2026 - 04/28/2026), "Result" (SUCCESS), "User Name" (PREVALUSER02), "Browser" (Chrome / 147.0 / WinNT), and "IP Address" (122.171.20.220). Below the filters is a table with the following data:

Time	User Name	Full Name	Result	Browser
2026-04-28 17:50:16	prevaluser02	preval user02	Success	Chrome / 147.0 / Win
2026-04-28 17:42:11	prevaluser02	preval user02	Success	Chrome / 147.0 / Win
2026-04-28 13:13:20	prevaluser02	preval user02	Success	Chrome / 147.0 / Win

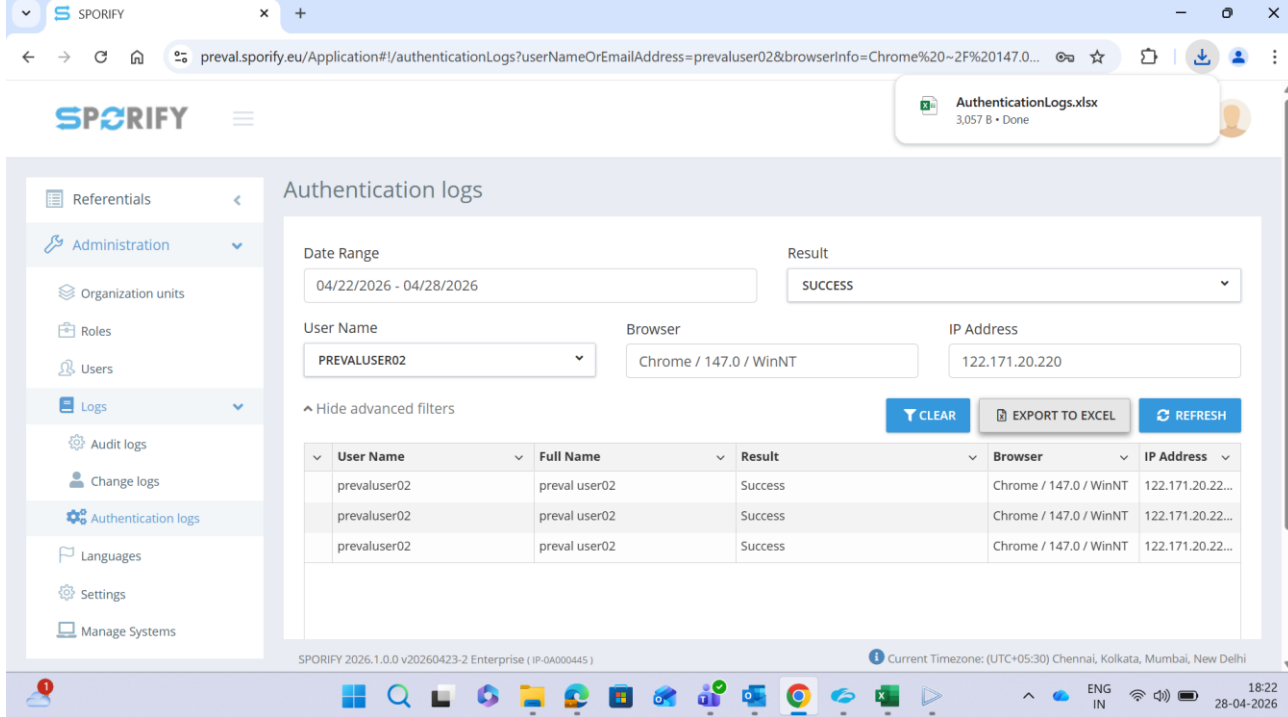
The bottom of the screenshot shows the Windows taskbar with the system tray displaying the date and time as 18:21 on 28-04-2026.

	Project	SPORIFY	Document Type	OQ Script
			Document Version	1.0
Document Name	AG_SPOR_2026.1.0.0_OQ_AuthenticationLogs		Page	Page 74 of 78

Step No	Procedure Steps	Test Data	Expected Results	Actual Results	Test Status
	 <p>The screenshot shows the SPORIFY web application interface for viewing authentication logs. The browser address bar shows the URL: <code>preval.sporify.eu/Application#/authenticationLogs?userNameOrEmailAddress=prevaluser02&browserInfo=Chrome%20~2F%20147.0%20~...</code>. The application header includes the SPORIFY logo and a user profile for 'AGSAN\prevaluser02'. A left-hand navigation menu is visible with options like 'Referentials', 'Administration', 'Organization units', 'Roles', 'Users', 'Logs', 'Audit logs', 'Change logs', 'Authentication logs', 'Languages', 'Settings', and 'Manage Systems'. The main content area features filters for 'User Name' (set to 'PREVALUSER02'), 'Browser' (set to 'Chrome / 147.0 / WinNT'), and 'IP Address' (set to '122.171.20.220'). Below the filters is a table of authentication logs with columns for 'User Name', 'Full Name', 'Result', 'Browser', and 'IP Address'. The table contains three entries, all with a 'Success' result. At the bottom of the interface, there are buttons for 'CLEAR', 'EXPORT TO EXCEL', and 'REFRESH'. The footer of the application shows the version 'SPORIFY 2026.1.0.0 v20260423-2 Enterprise (IP-0A000445)' and the current time zone '(UTC+05:30) Chennai, Kolkata, Mumbai, New Delhi'. The Windows taskbar at the bottom shows the date '28-04-2026' and time '18:21'.</p>				


	Project	SPORIFY	Document Type	OQ Script
			Document Version	1.0
Document Name	AG_SPOR_2026.1.0.0_OQ_AuthenticationLogs		Page	Page 75 of 78

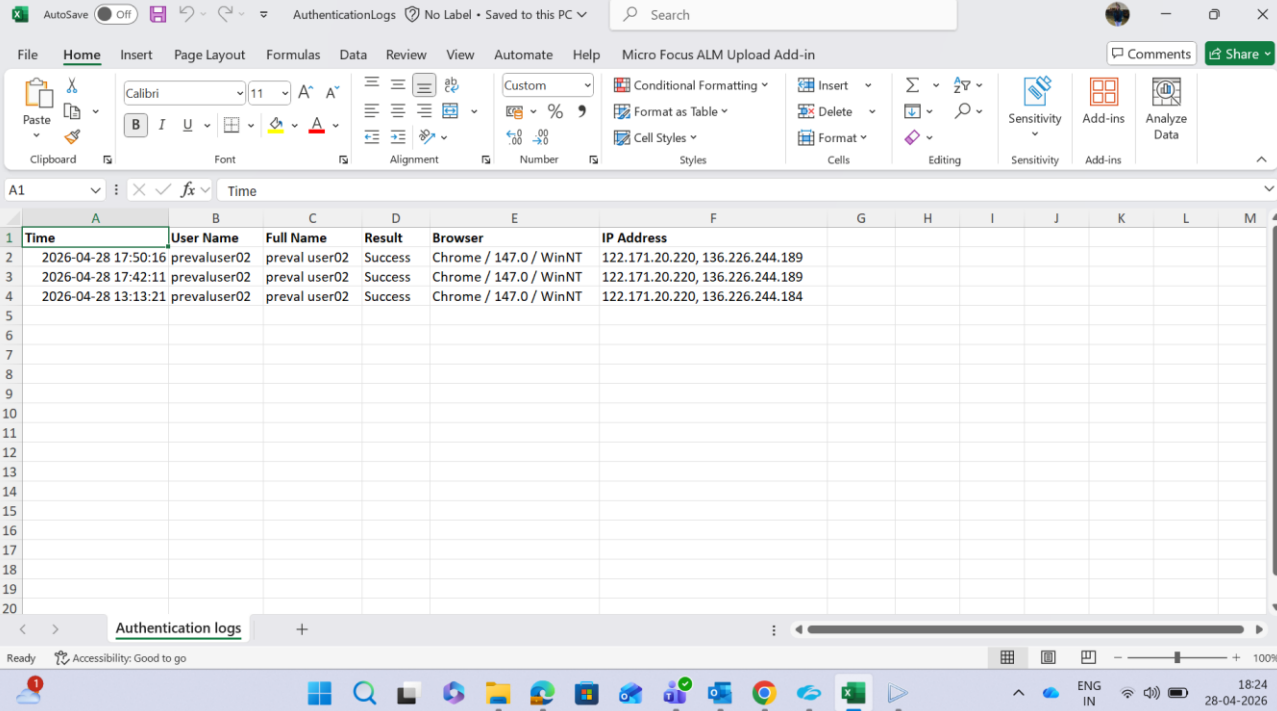
Step No	Procedure Steps	Test Data	Expected Results	Actual Results	Test Status
Step 23	FR_ADM_LOG_009: Click on the 'Export To Excel' button. *PS*	NA	The authentication logs are exported to Excel and download automatically to the user's device.	AE Sneha S 28 Apr 2026 at 06:23 PM	Passed



[Click Here](#)


Step 24	Open the exported Authentication logs file and verify the result. *PS*	NA	Filtered login details are exported and available in the exported file.	AE Sneha S 28 Apr 2026 at 06:24 PM	Passed
---------	--	----	---	--	--------

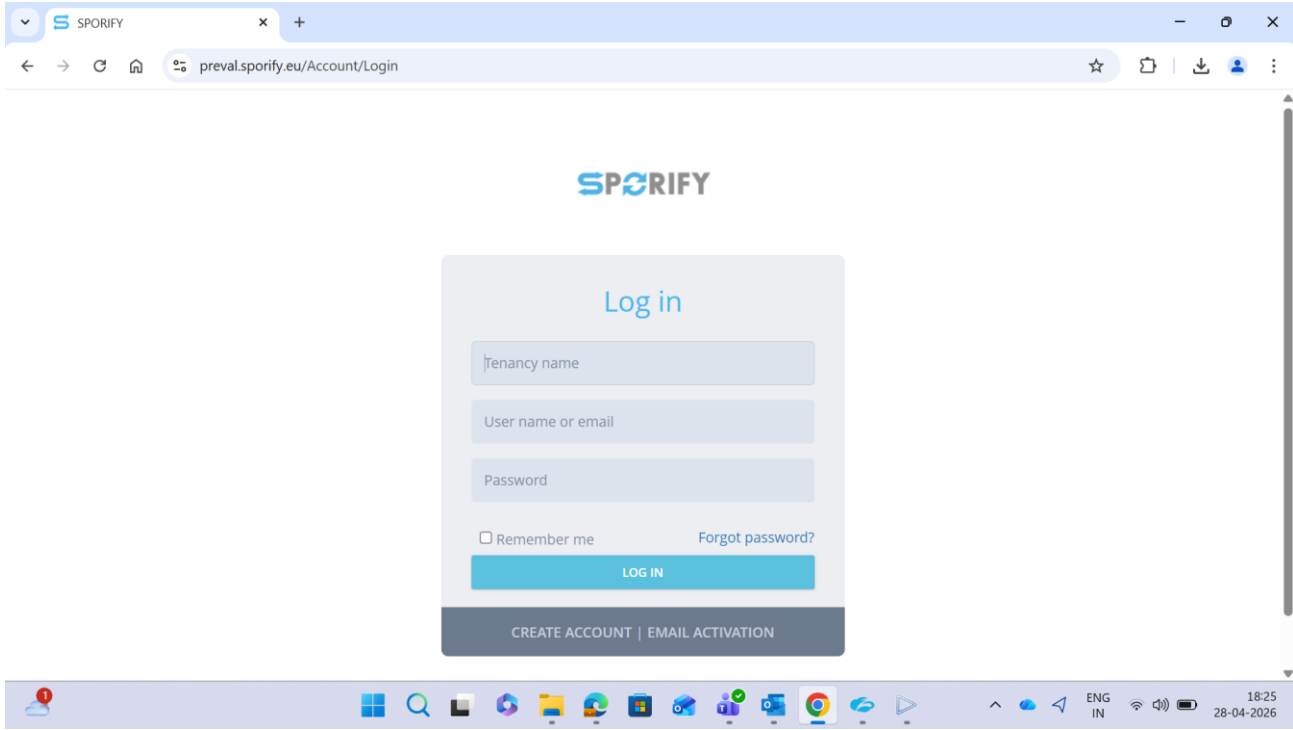
	Project	SPORIFY	Document Type	OQ Script
			Document Version	1.0
Document Name	AG_SPOR_2026.1.0.0_OQ_AuthenticationLogs		Page	Page 76 of 78


Step No	Procedure Steps	Test Data	Expected Results	Actual Results	Test Status																								
 <p>The screenshot shows an Excel spreadsheet titled 'AuthenticationLogs' with the following data:</p> <table border="1"> <thead> <tr> <th>Time</th> <th>User Name</th> <th>Full Name</th> <th>Result</th> <th>Browser</th> <th>IP Address</th> </tr> </thead> <tbody> <tr> <td>2026-04-28 17:50:16</td> <td>prevaluser02</td> <td>preval user02</td> <td>Success</td> <td>Chrome / 147.0 / WinNT</td> <td>122.171.20.220, 136.226.244.189</td> </tr> <tr> <td>2026-04-28 17:42:11</td> <td>prevaluser02</td> <td>preval user02</td> <td>Success</td> <td>Chrome / 147.0 / WinNT</td> <td>122.171.20.220, 136.226.244.189</td> </tr> <tr> <td>2026-04-28 13:13:21</td> <td>prevaluser02</td> <td>preval user02</td> <td>Success</td> <td>Chrome / 147.0 / WinNT</td> <td>122.171.20.220, 136.226.244.184</td> </tr> </tbody> </table>						Time	User Name	Full Name	Result	Browser	IP Address	2026-04-28 17:50:16	prevaluser02	preval user02	Success	Chrome / 147.0 / WinNT	122.171.20.220, 136.226.244.189	2026-04-28 17:42:11	prevaluser02	preval user02	Success	Chrome / 147.0 / WinNT	122.171.20.220, 136.226.244.189	2026-04-28 13:13:21	prevaluser02	preval user02	Success	Chrome / 147.0 / WinNT	122.171.20.220, 136.226.244.184
Time	User Name	Full Name	Result	Browser	IP Address																								
2026-04-28 17:50:16	prevaluser02	preval user02	Success	Chrome / 147.0 / WinNT	122.171.20.220, 136.226.244.189																								
2026-04-28 17:42:11	prevaluser02	preval user02	Success	Chrome / 147.0 / WinNT	122.171.20.220, 136.226.244.189																								
2026-04-28 13:13:21	prevaluser02	preval user02	Success	Chrome / 147.0 / WinNT	122.171.20.220, 136.226.244.184																								

[Click Here](#)

Step 25	Click on User Account details and click on Logout option. *PS*	NA	The SPORIFY application Log in page is displayed.	AE Sneha S 28 Apr 2026 at 06:25 PM	Passed
---------	---	----	---	--	--------

	Project	SPORIFY	Document Type	OQ Script
			Document Version	1.0
Document Name	AG_SPOR_2026.1.0.0_OQ_AuthenticationLogs		Page	Page 77 of 78

Step No	Procedure Steps	Test Data	Expected Results	Actual Results	Test Status
					

	Project	SPORIFY	Document Type	OQ Script
			Document Version	1.0
Document Name	AG_SPOR_2026.1.0.0_OQ_AuthenticationLogs		Page	Page 78 of 78

7. Post Execution Signatures

Executed By :	Sneha S 00006387 Executor	Date:	28 Apr 2026 at 06:25 PM
Reviewed By :	Santhosh Subramanyam 00002803 Reviewer	Date:	07 May 2026 at 11:11 AM
Approved By :	Arun Dominick 00002459 Approver	Date:	07 May 2026 at 11:31 AM