
	Project	SPORIFY	Document Type	OQ Script
			Document Version	1.0
Document Name	AG_SPOR_2026.1.0.0_OQ_UserSettings		Page	Page 1 of 38

Pre Execution Signatures

Authored by :	Saklen Sahil 00004944 Author	Date:	27 Apr 2026 at 05:40 PM
Reviewed By :	Santhosh Subramanyam 00002803 Reviewer	Date:	27 Apr 2026 at 05:42 PM
Approved By :	Arun Dominick 00002459 Approver	Date:	27 Apr 2026 at 05:45 PM

	Project	SPORIFY	Document Type	OQ Script
			Document Version	1.0
Document Name	AG_SPOR_2026.1.0.0_OQ_UserSettings		Page	Page 2 of 38

1. Purpose

To verify the below user requirements:

FR_USR_PROF_001: The system shall allow users to Change password

Record the following

Product Name	SPORIFY
Product Version	2026.1.0.0
Test Script Approval Status	Approved
Execution Date	28 Apr 2026 at 01:41 PM
Execution Status	Passed
Execution Approval Status	Approved
Run Name[Run ID]	Run_4-28_12-46-0[3119]


2. Pre-Requisites

1. Pre-Validation plan is approved
2. Tester to complete the required trainings on the application/product/system/ validation testing requirements.
3. ALM Access with respect to project shall be provided.
4. OQ shall be reviewed and approved for execution.
5. IQ script is executed successfully

3. Test Conditions

Not Applicable


4. Special Instructions

	Project	SPORIFY	Document Type	OQ Script
			Document Version	1.0
Document Name	AG_SPOR_2026.1.0.0_OQ_UserSettings		Page	Page 3 of 38

1. The tester shall capture, where possible, objective evidences of the input, the results such as change in status on the status bar, and System generated values, message box, error messages etc., with the System Date and Time stamps of the execution.
2. Steps marked as *PS* shall capture screenshots relevant to that step along with System Date and Time stamps of the execution.
3. The executor shall enter the 'Actual Results' column as "AE" which is an abbreviated for "As Expected" provided the result matches the expected results
4. 'NA' in the Test Data Column represents that there is no Test Data applicable for that step.


5. Execution Environment

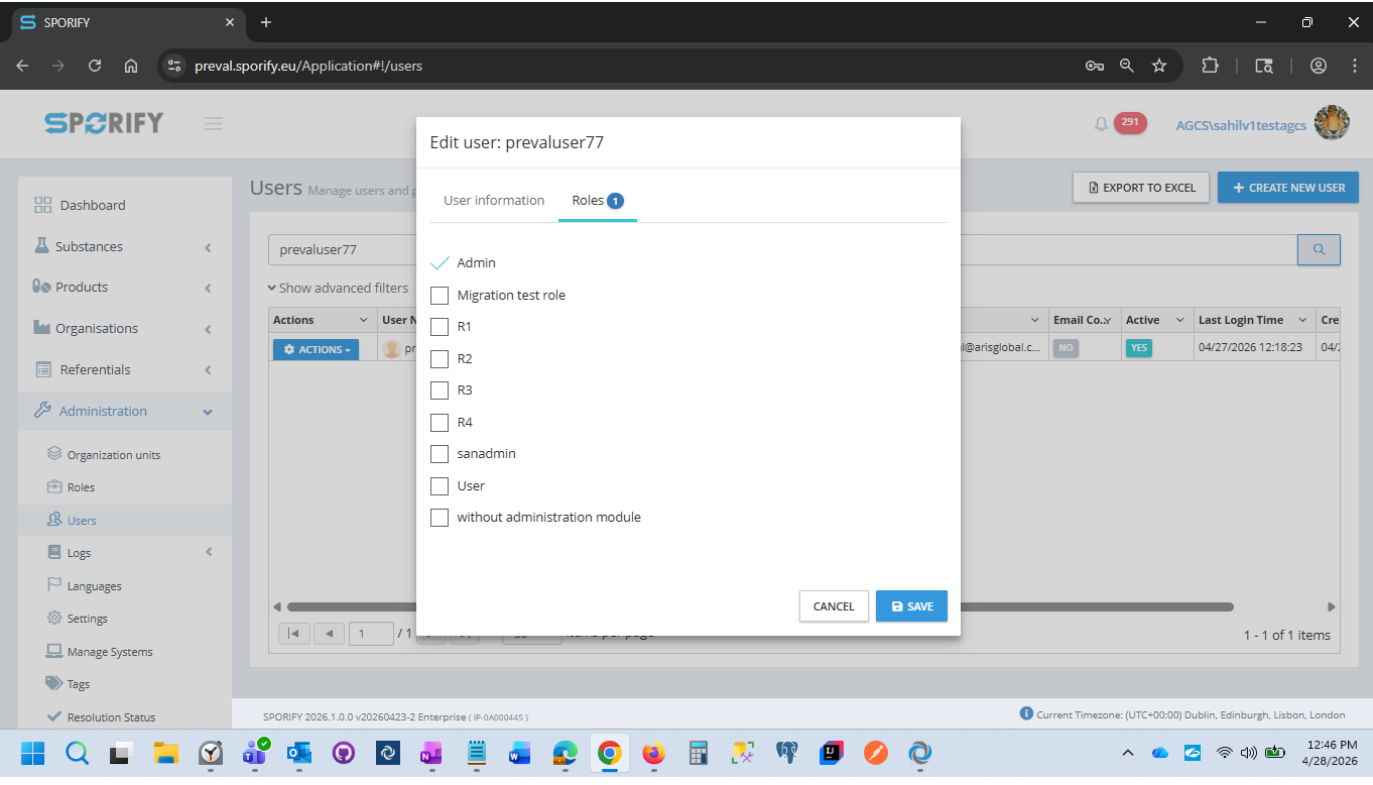
Validation


	Project	SPORIFY	Document Type	OQ Script
			Document Version	1.0
Document Name	AG_SPOR_2026.1.0.0_OQ_UserSettings		Page	Page 4 of 38

6. Test Steps


Step No	Procedure Steps	Test Data	Expected Results	Actual Results	Test Status
Step 1	Pre-requisite: User is available with Admin permission. *PS*	User Name: <pvadminuser> with permissions Administration	All Pre-requisites are met.	User Name: prevauser77 with permissions Administration AE Saklen Sahil 28 Apr 2026 at 12:47 PM	Passed

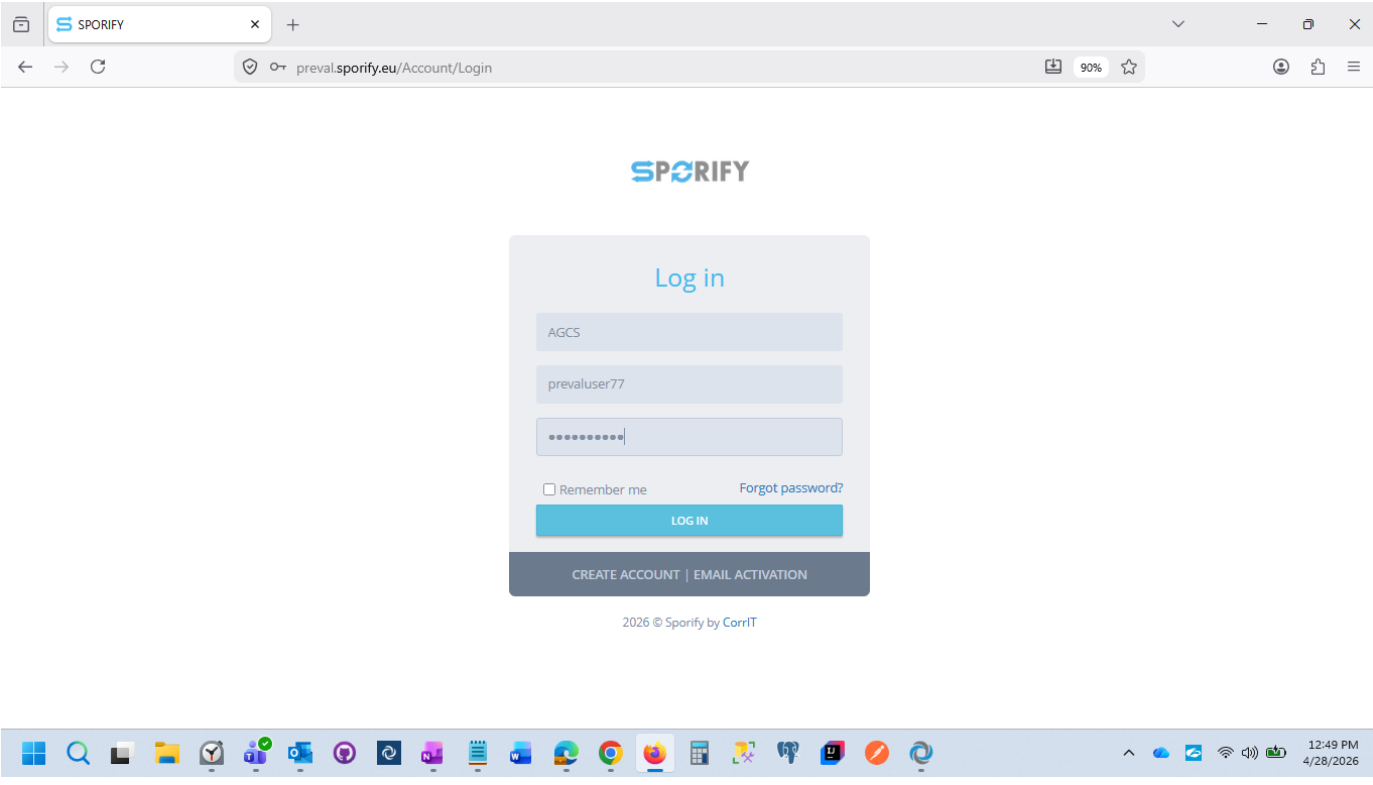
	Project	SPORIFY	Document Type	OQ Script
			Document Version	1.0
Document Name	AG_SPOR_2026.1.0.0_OQ_UserSettings		Page	Page 5 of 38


Step No	Procedure Steps	Test Data	Expected Results	Actual Results	Test Status
					

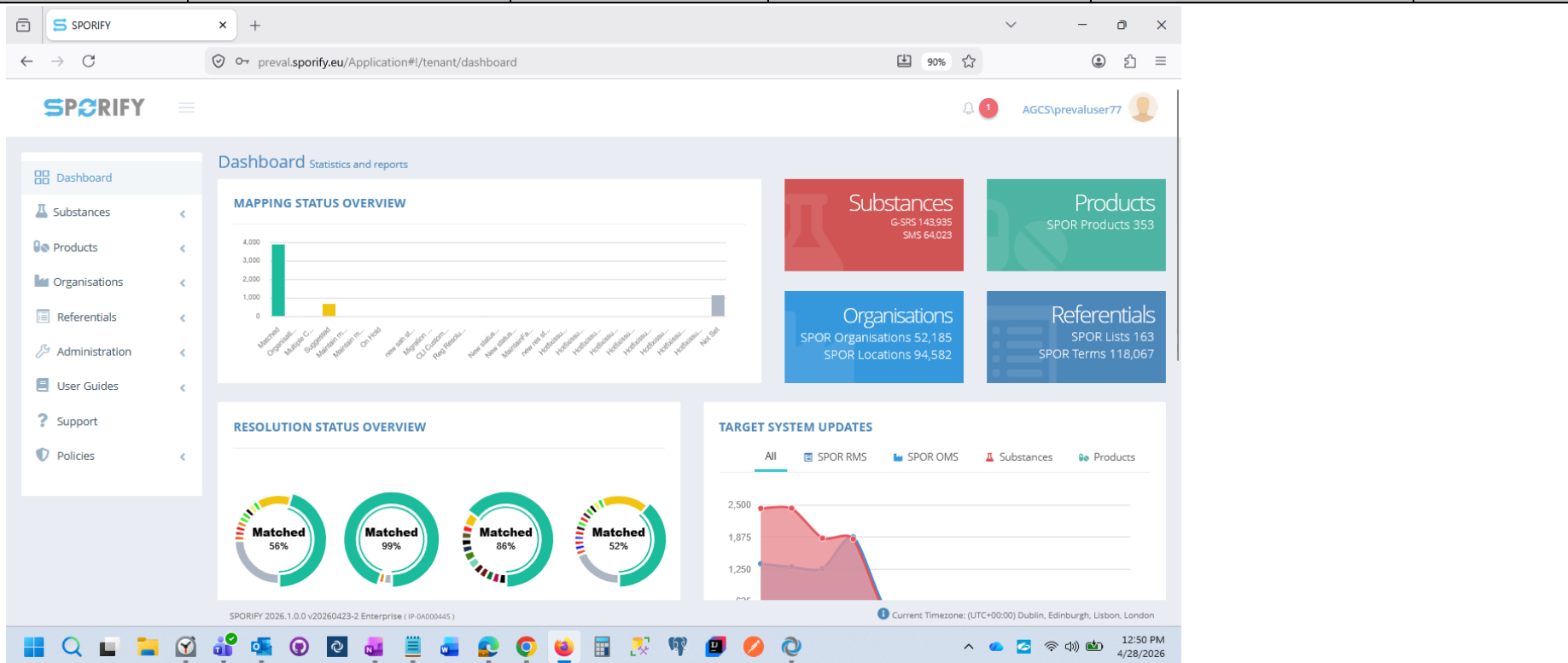
	Project	SPORIFY	Document Type	OQ Script
			Document Version	1.0
Document Name	AG_SPOR_2026.1.0.0_OQ_UserSettings		Page	Page 6 of 38


Step No	Procedure Steps	Test Data	Expected Results	Actual Results	Test Status
Step 2	Launch the SPORIFY application and enter the details as mentioned in test data column. Click on LOGIN button. *PS*	URL: <https://preval.sporify.eu/Account/Login> Tenancy name : <preval> User name or email: <pvadminuser> Password: <Enter valid password of the user>	The SPORIFY application homepage is displayed.	URL: https://preval.sporify.eu/Account/Login Tenancy name : AGCS User name or email: prevaluser77 AE Saklen Sahil 28 Apr 2026 at 12:50 PM	Passed

	Project	SPORIFY	Document Type	OQ Script
			Document Version	1.0
Document Name	AG_SPOR_2026.1.0.0_OQ_UserSettings		Page	Page 7 of 38

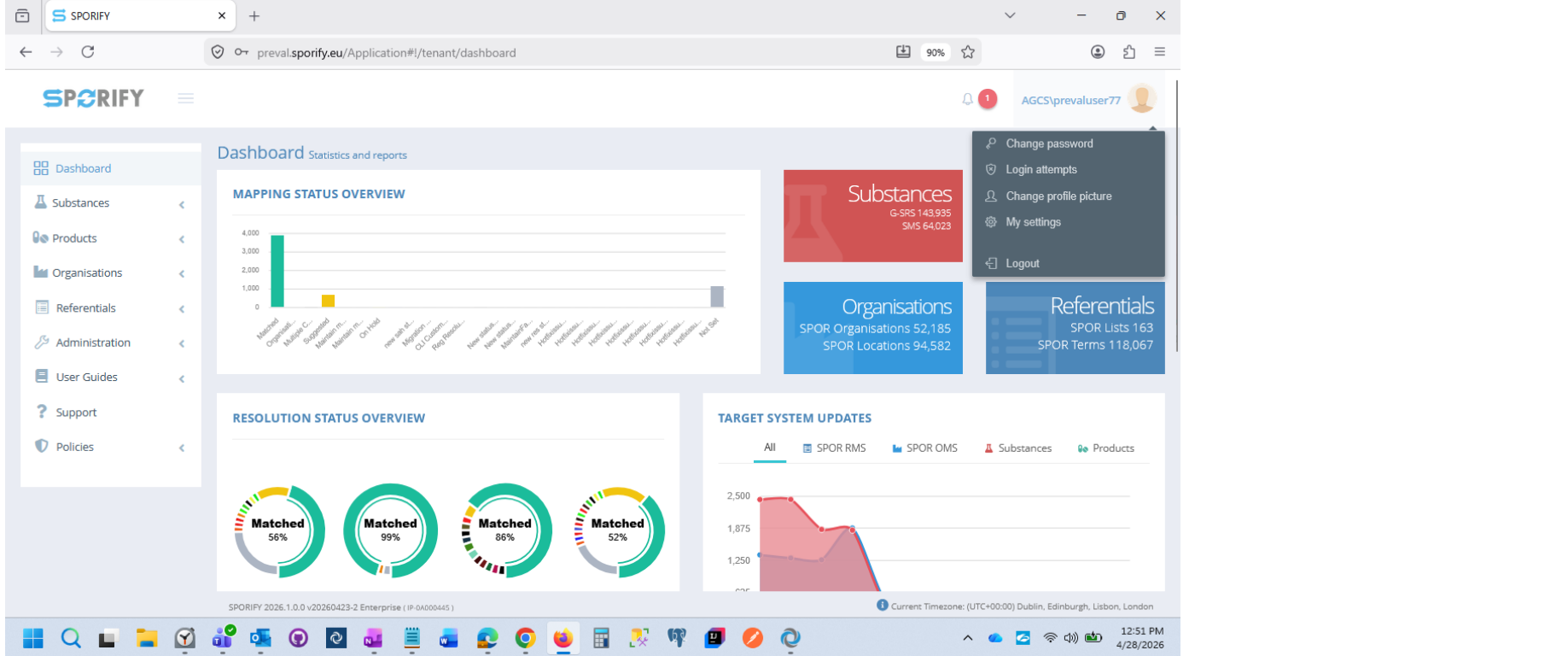
Step No	Procedure Steps	Test Data	Expected Results	Actual Results	Test Status
					

	Project	SPORIFY	Document Type	OQ Script
			Document Version	1.0
Document Name	AG_SPOR_2026.1.0.0_OQ_UserSettings		Page	Page 8 of 38

Step No	Procedure Steps	Test Data	Expected Results	Actual Results	Test Status
	 <p>The screenshot displays the SPORIFY dashboard interface. At the top, there is a navigation bar with the SPORIFY logo and a user profile for 'AGCS\prevaluser77'. The main content area is divided into several sections:</p> <ul style="list-style-type: none"> MAPPING STATUS OVERVIEW: A bar chart showing the status of various mapping categories. The y-axis ranges from 0 to 4,000. Categories include Matched, Mismatched, Suspended, Mismatched, On Hold, new walk in, Migration, CL Custom, Prop. Historical, New walk in, New walk in, Mismatched, new walk in, Historical, Historical, Historical, Historical, Historical, and Not Set. Substances: A red card showing 'G-SRS 143,935' and 'SMS 64,023'. Products: A green card showing 'SPOR Products 353'. Organisations: A blue card showing 'SPOR Organisations 52,185' and 'SPOR Locations 94,582'. Referentials: A blue card showing 'SPOR Lists 163' and 'SPOR Terms 118,067'. RESOLUTION STATUS OVERVIEW: Four circular gauges showing 'Matched' percentages: 56%, 99%, 86%, and 52%. TARGET SYSTEM UPDATES: A line chart showing updates for 'All', 'SPOR RMS', 'SPOR OMS', 'Substances', and 'Products' over time. <p>The bottom of the dashboard shows system information: 'SPORIFY 2026.1.0.0 v20260423-2 Enterprise (IP:0A000445)' and 'Current Timezone: (UTC+00:00) Dublin, Edinburgh, Lisbon, London'. The Windows taskbar at the bottom indicates the time is 12:50 PM on 4/28/2026.</p>				


	Project	SPORIFY	Document Type	OQ Script
			Document Version	1.0
Document Name	AG_SPOR_2026.1.0.0_OQ_UserSettings		Page	Page 9 of 38

Step No	Procedure Steps	Test Data	Expected Results	Actual Results	Test Status
Step 3	Click the username/profile image located at the top right-hand corner of the screen. *PS*	NA	The following options are presented: 1.Change password 2.Login attempts 3.Change profile picture 4.My settings 5.Logout	AE Saklen Sahil 28 Apr 2026 at 12:51 PM	Passed

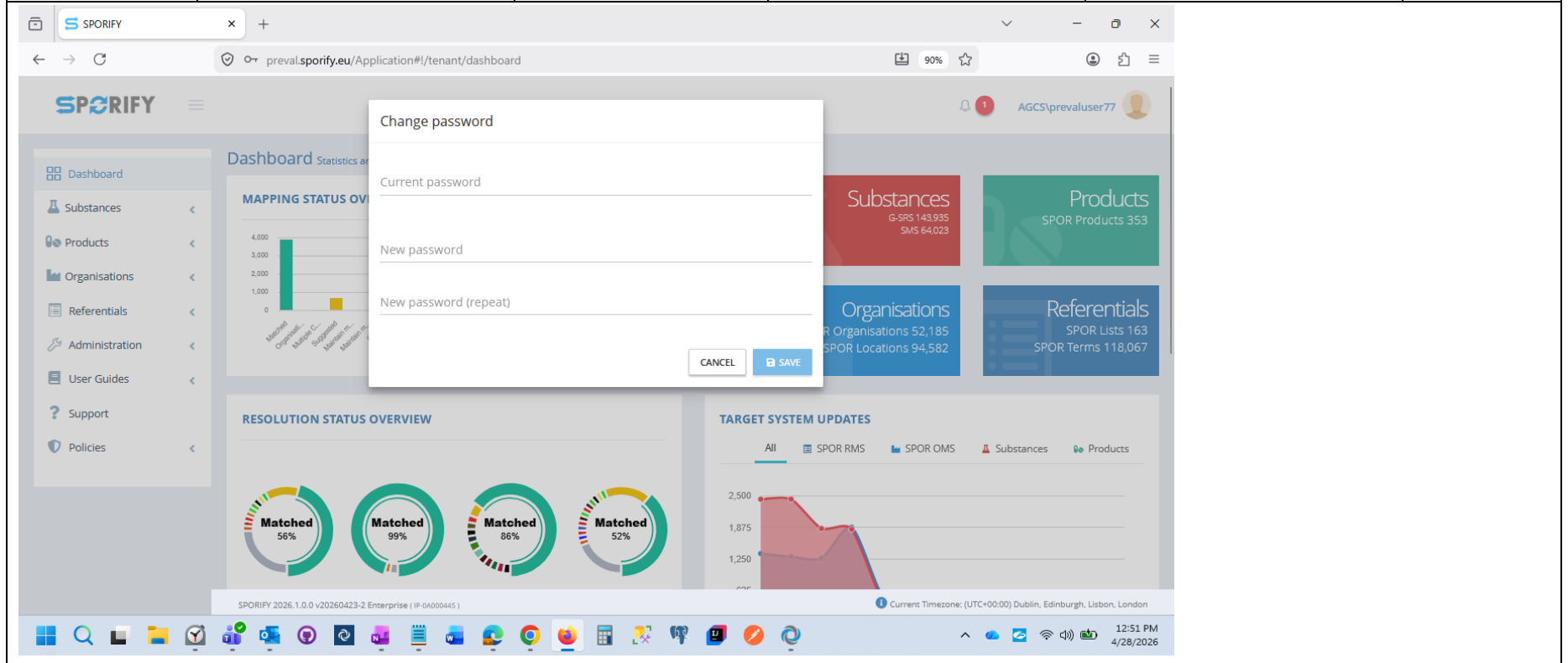



The screenshot displays the SPORIFY dashboard with the following components:

- Navigation Menu:** Dashboard, Substances, Products, Organisations, Referentials, Administration, User Guides, Support, Policies.
- Dashboard Statistics and Reports:**
 - MAPPING STATUS OVERVIEW:** A bar chart showing mapping status for various categories.
 - Substances:** G-SRS 143,935, SMS 64,023.
 - Organisations:** SPOR Organisations 52,185, SPOR Locations 94,582.
 - Referentials:** SPOR Lists 163, SPOR Terms 118,067.
 - RESOLUTION STATUS OVERVIEW:** Four donut charts showing 'Matched' percentages: 56%, 99%, 86%, and 52%.
 - TARGET SYSTEM UPDATES:** A line chart showing updates for All, SPOR RMS, SPOR OMS, Substances, and Products.
- User Profile:** AGCS\prevaluser77 with a dropdown menu for Change password, Login attempts, Change profile picture, My settings, and Logout.
- System Information:** SPORIFY 2026.1.0.0 v20260423-2 Enterprise (IP: 0A000445), Current Timezone: (UTC+00:00) Dublin, Edinburgh, Lisbon, London.

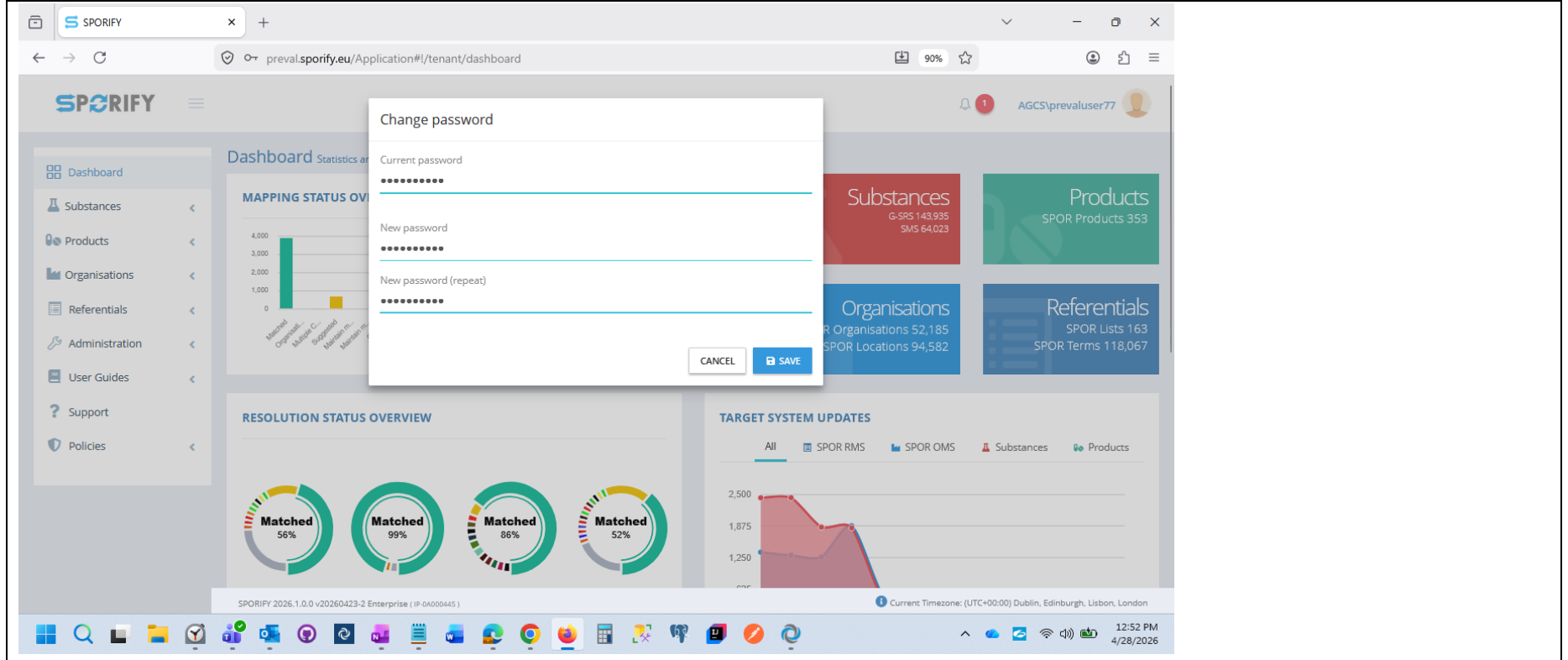
	Project	SPORIFY	Document Type	OQ Script
			Document Version	1.0
Document Name	AG_SPOR_2026.1.0.0_OQ_UserSettings		Page	Page 10 of 38


Step No	Procedure Steps	Test Data	Expected Results	Actual Results	Test Status
Step 4	FR_USR_PROF_001: Select 'Change password'. *PS*	NA	The 'Change Password' modal is displayed.	AE Saklen Sahil 28 Apr 2026 at 12:51 PM	Passed

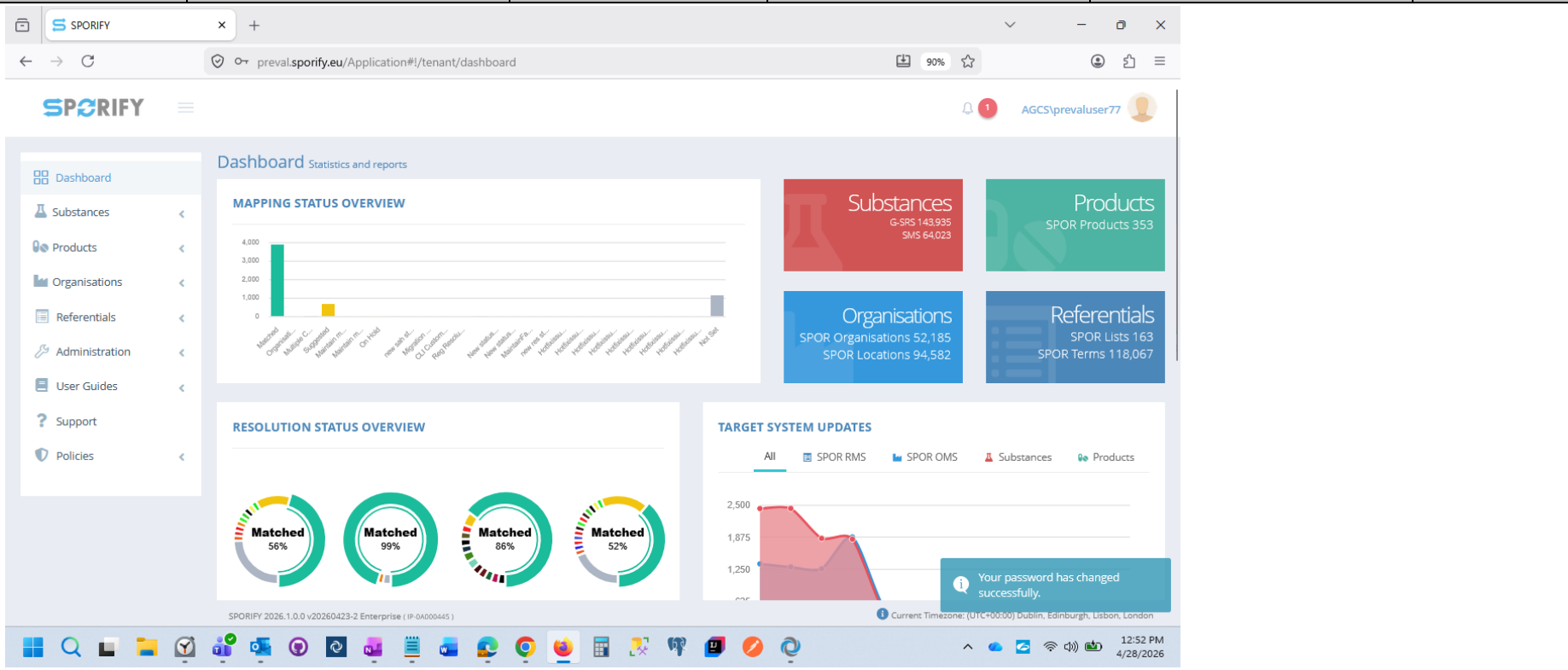



	Project	SPORIFY	Document Type	OQ Script
			Document Version	1.0
Document Name	AG_SPOR_2026.1.0.0_OQ_UserSettings		Page	Page 11 of 38

Step No	Procedure Steps	Test Data	Expected Results	Actual Results	Test Status
Step 5	Enter the data for the fields and click on Save. *PS*	Current password: <enter valid current password> New Password: <enter valid new password> New Password (repeat): <enter valid new password>	The new password is saved and a toast message 'Your password has changed successfully' appears.	AE Saklen Sahil 28 Apr 2026 at 12:52 PM	Passed

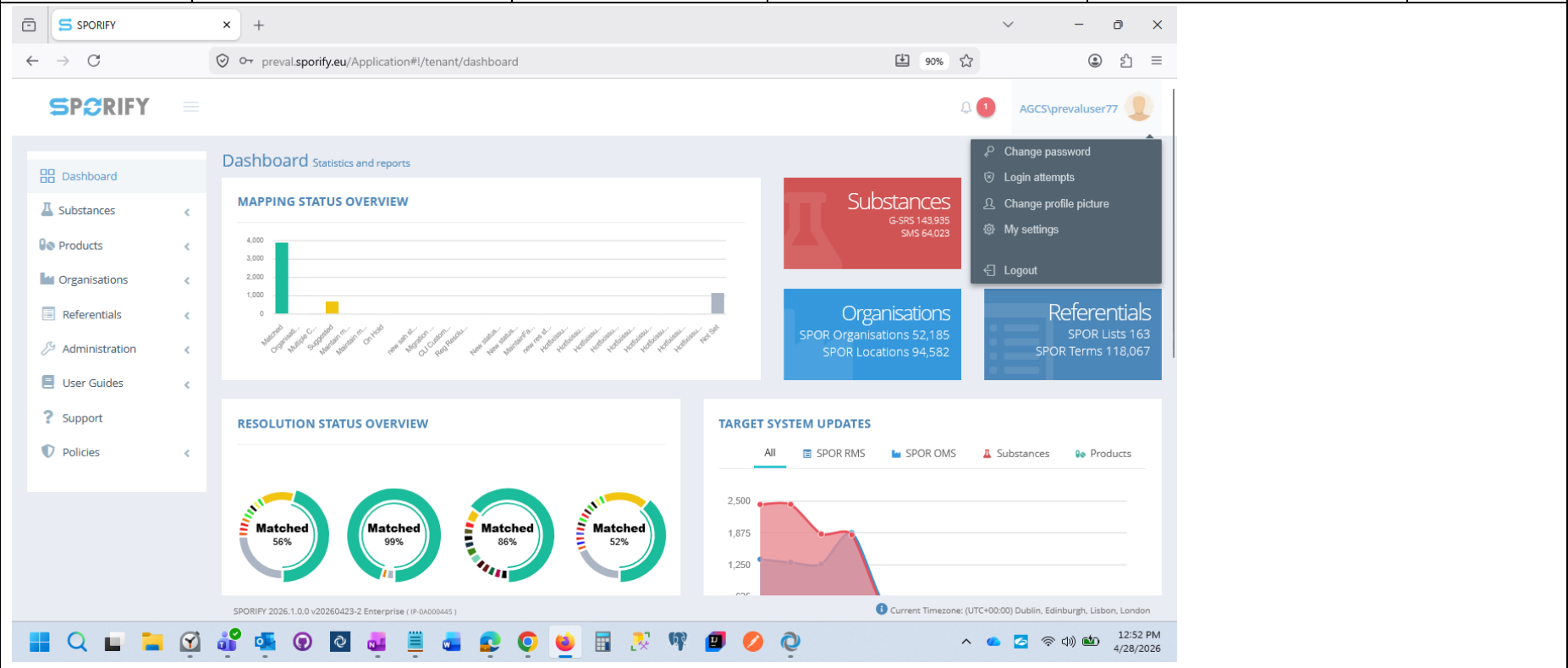


	Project	SPORIFY	Document Type	OQ Script
			Document Version	1.0
Document Name	AG_SPOR_2026.1.0.0_OQ_UserSettings		Page	Page 12 of 38

Step No	Procedure Steps	Test Data	Expected Results	Actual Results	Test Status
	 <p>The screenshot displays the SPORIFY dashboard interface. At the top, there is a navigation menu with options like Dashboard, Substances, Products, Organisations, Referentials, Administration, User Guides, Support, and Policies. The main content area includes:</p> <ul style="list-style-type: none"> MAPPING STATUS OVERVIEW: A bar chart showing the status of various mapping categories. The Y-axis ranges from 0 to 4,000. Categories include Matched, Mismatched, Suspended, Mismatched m..., On Hold, new walk al..., Migration..., CL Custom..., Prop Referenti..., New walk al..., New walk al..., Mismatched m..., new walk al..., Holded..., Holded..., Holded..., Holded..., Holded..., Holded..., and Not Set. Substances: A red card showing G-SRS 143,935 and SMS 64,023. Products: A green card showing SPOR Products 353. Organisations: A blue card showing SPOR Organisations 52,185 and SPOR Locations 94,582. Referentials: A blue card showing SPOR Lists 163 and SPOR Terms 118,067. RESOLUTION STATUS OVERVIEW: Four circular gauges showing 'Matched' percentages: 56%, 99%, 86%, and 52%. TARGET SYSTEM UPDATES: A line chart with a red area fill showing trends for All, SPOR RMS, SPOR OMS, Substances, and Products. A notification box states 'Your password has changed successfully.' <p>At the bottom of the dashboard, it shows 'SPORIFY 2026.1.0.0 v20260423-2 Enterprise (IP:0A000445)' and 'Current Timezone: (UTC+00:00) Dublin, Edinburgh, Lisbon, London'. The Windows taskbar at the bottom indicates the time is 12:52 PM on 4/28/2026.</p>				

	Project	SPORIFY	Document Type	OQ Script
			Document Version	1.0
Document Name	AG_SPOR_2026.1.0.0_OQ_UserSettings		Page	Page 13 of 38


Step No	Procedure Steps	Test Data	Expected Results	Actual Results	Test Status
Step 6	Click the username/profile image located at the top right-hand corner of the screen. *PS*	NA	The following options are presented: 1.Change password 2.Login attempts 3.Change profile picture 4.My settings 5.Logout	AE Saklen Sahil 28 Apr 2026 at 12:52 PM	Passed



The screenshot displays the SPORIFY dashboard with the following components:


- Navigation Menu:** Dashboard, Substances, Products, Organisations, Referentials, Administration, User Guides, Support, Policies.
- Dashboard Statistics and Reports:**
 - MAPPING STATUS OVERVIEW:** A bar chart showing mapping status for various categories.
 - Substances:** G-SRS 143,935, SMS 64,023.
 - Organisations:** SPOR Organisations 52,185, SPOR Locations 94,582.
 - Referentials:** SPOR Lists 163, SPOR Terms 118,067.
- RESOLUTION STATUS OVERVIEW:** Four circular gauges showing 'Matched' percentages: 56%, 99%, 86%, and 52%.
- TARGET SYSTEM UPDATES:** A line chart showing updates for All, SPOR RMS, SPOR OMS, Substances, and Products.

Footer information includes: SPORIFY 2026.1.0.0 v20260423-2 Enterprise (IP: 0A000445) and Current Timezone: (UTC+00:00) Dublin, Edinburgh, Lisbon, London. The system clock shows 12:52 PM on 4/28/2026.

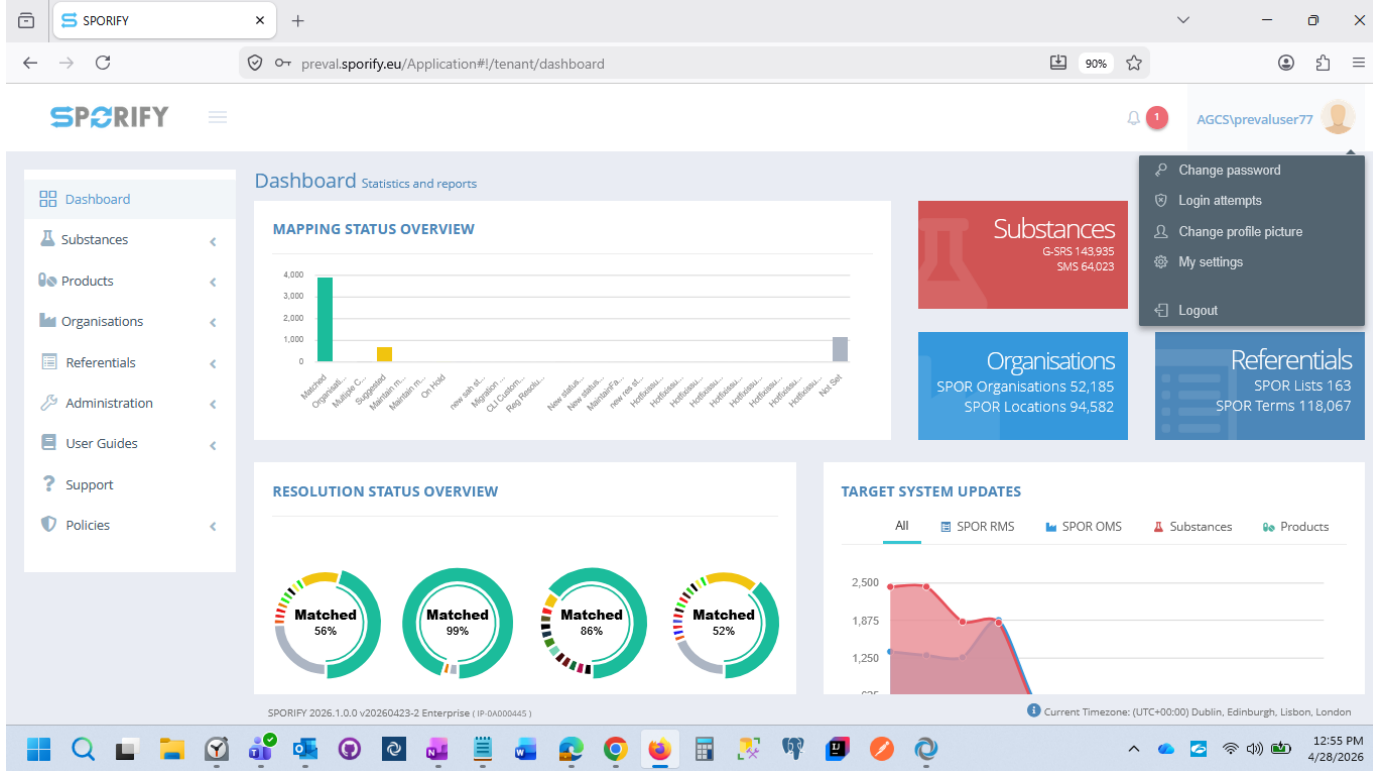
	Project	SPORIFY	Document Type	OQ Script
			Document Version	1.0
Document Name	AG_SPOR_2026.1.0.0_OQ_UserSettings		Page	Page 14 of 38

Step No	Procedure Steps	Test Data	Expected Results	Actual Results	Test Status
Step 7	Select 'Login attempts'. *PS*	NA	All previous login attempts for the account are listed. The following information is provided for each listed login attempt: 1.IP Address 2.Browser 3.Time 4.Result (Success/Failure)	AE Saklen Sahil 28 Apr 2026 at 12:55 PM	Passed



	Project	SPORIFY	Document Type	OQ Script
			Document Version	1.0
Document Name	AG_SPOR_2026.1.0.0_OQ_UserSettings		Page	Page 15 of 38


Step No	Procedure Steps	Test Data	Expected Results	Actual Results	Test Status
Step 8	Close the Login attempts window. Click the username/profile image located at the top right-hand corner of the screen. *PS*	NA	The following options are presented: 1.Change password 2.Login attempts 3.Change profile picture 4.My settings 5.Logout	AE Saklen Sahil 28 Apr 2026 at 12:56 PM	Passed



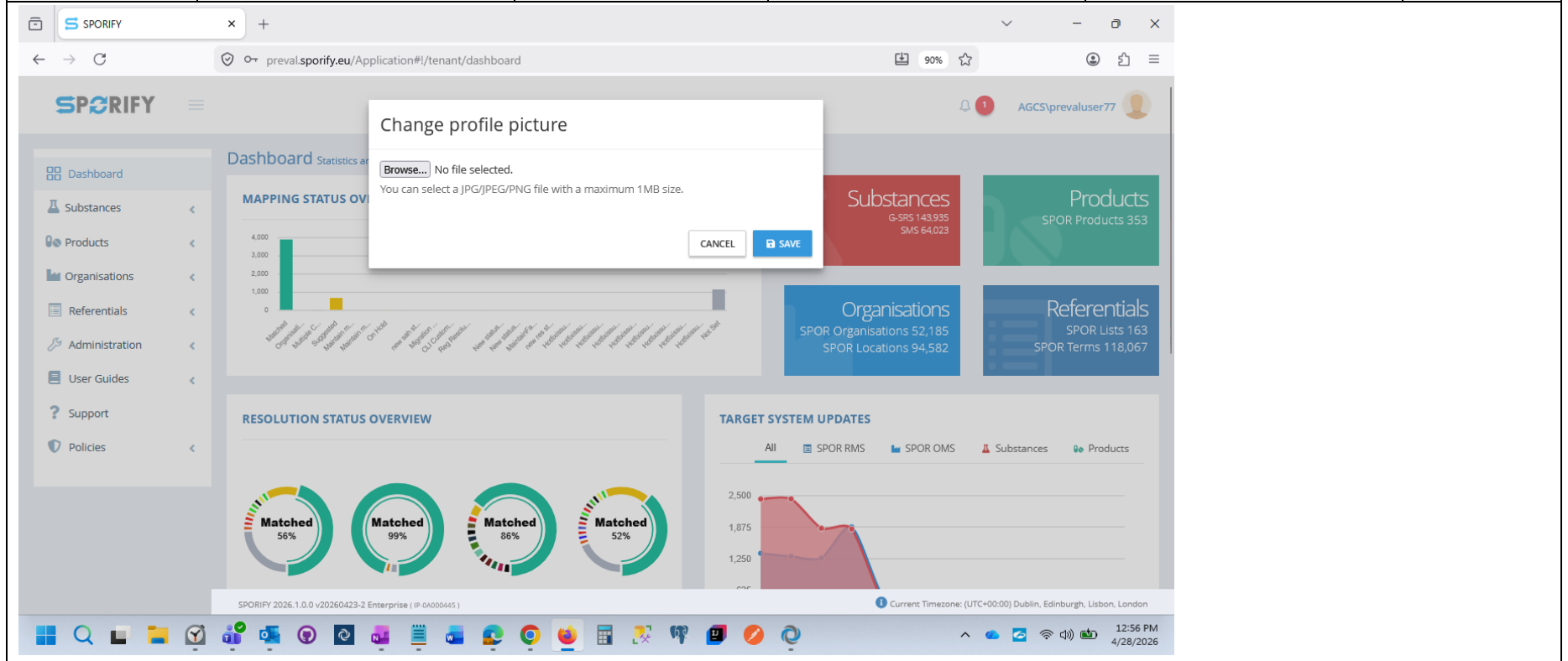
The screenshot displays the SPORIFY dashboard with the following components:


- Navigation Menu:** Dashboard, Substances, Products, Organisations, Referentials, Administration, User Guides, Support, Policies.
- Dashboard Statistics and Reports:**
 - MAPPING STATUS OVERVIEW:** A bar chart showing mapping status for various categories.
 - Substances:** G-SRS 143,935, SMS 64,023.
 - Organisations:** SPOR Organisations 52,185, SPOR Locations 94,582.
 - Referentials:** SPOR Lists 163, SPOR Terms 118,067.
- RESOLUTION STATUS OVERVIEW:** Four donut charts showing 'Matched' percentages: 56%, 99%, 86%, and 52%.
- TARGET SYSTEM UPDATES:** A line chart showing updates for All, SPOR RMS, SPOR OMS, Substances, and Products.

Footer information includes: SPORIFY 2026.1.0.0.v20260423-2 Enterprise (IP: 0A000445) and Current Timezone: (UTC+00:00) Dublin, Edinburgh, Lisbon, London. System tray shows 12:55 PM on 4/28/2026.

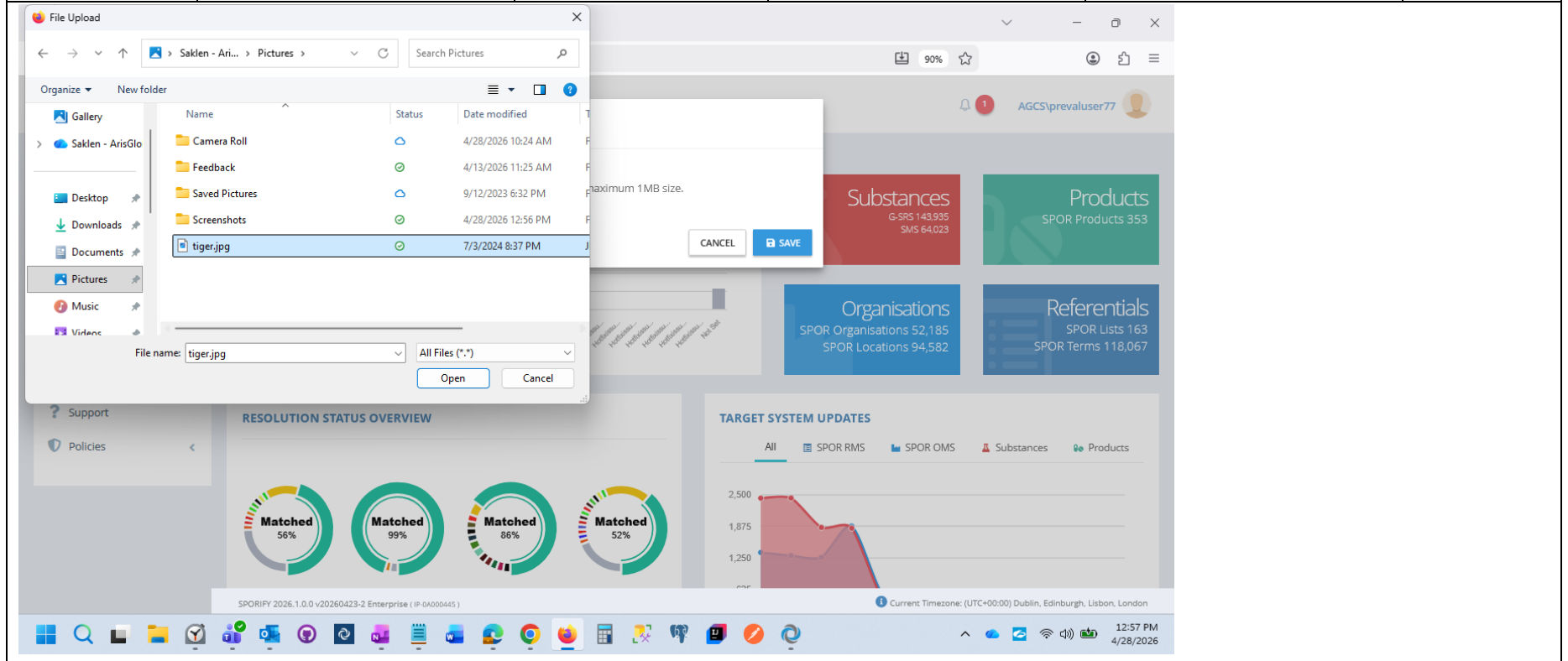
	Project	SPORIFY	Document Type	OQ Script
			Document Version	1.0
Document Name	AG_SPOR_2026.1.0.0_OQ_UserSettings		Page	Page 16 of 38


Step No	Procedure Steps	Test Data	Expected Results	Actual Results	Test Status
Step 9	Select 'Change profile picture'. *PS*	NA	The 'Change profile picture' modal appears.	AE Saklen Sahil 28 Apr 2026 at 12:56 PM	Passed

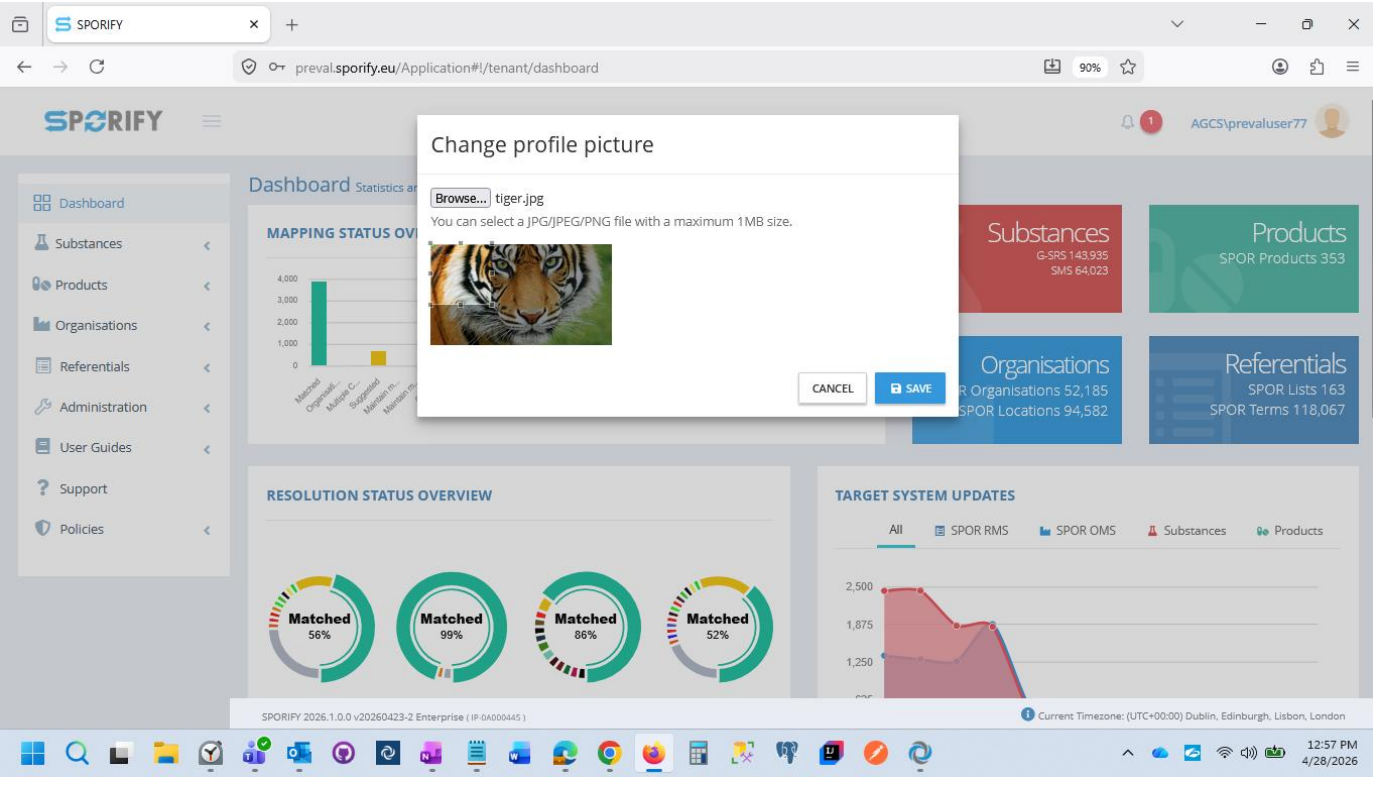



	Project	SPORIFY	Document Type	OQ Script
			Document Version	1.0
Document Name	AG_SPOR_2026.1.0.0_OQ_UserSettings		Page	Page 17 of 38

Step No	Procedure Steps	Test Data	Expected Results	Actual Results	Test Status
Step 10	Click the 'Choose File' button. Select an image file and click on Open. *PS*	NA	The chosen file is selected and uploaded to the 'Change profile picture' modal.	Browse button is available and clicked AE Saklen Sahil 28 Apr 2026 at 12:58 PM	Passed

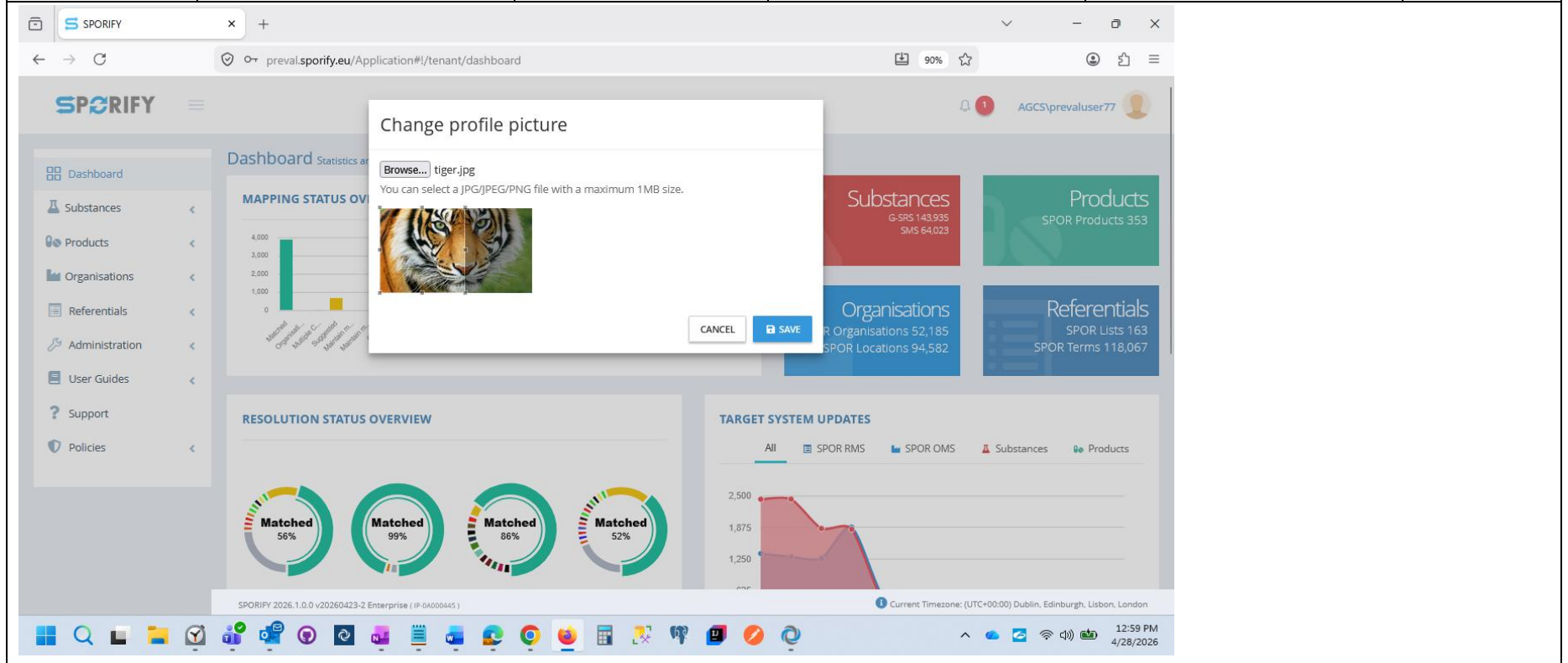



	Project	SPORIFY	Document Type	OQ Script
			Document Version	1.0
Document Name	AG_SPOR_2026.1.0.0_OQ_UserSettings		Page	Page 18 of 38

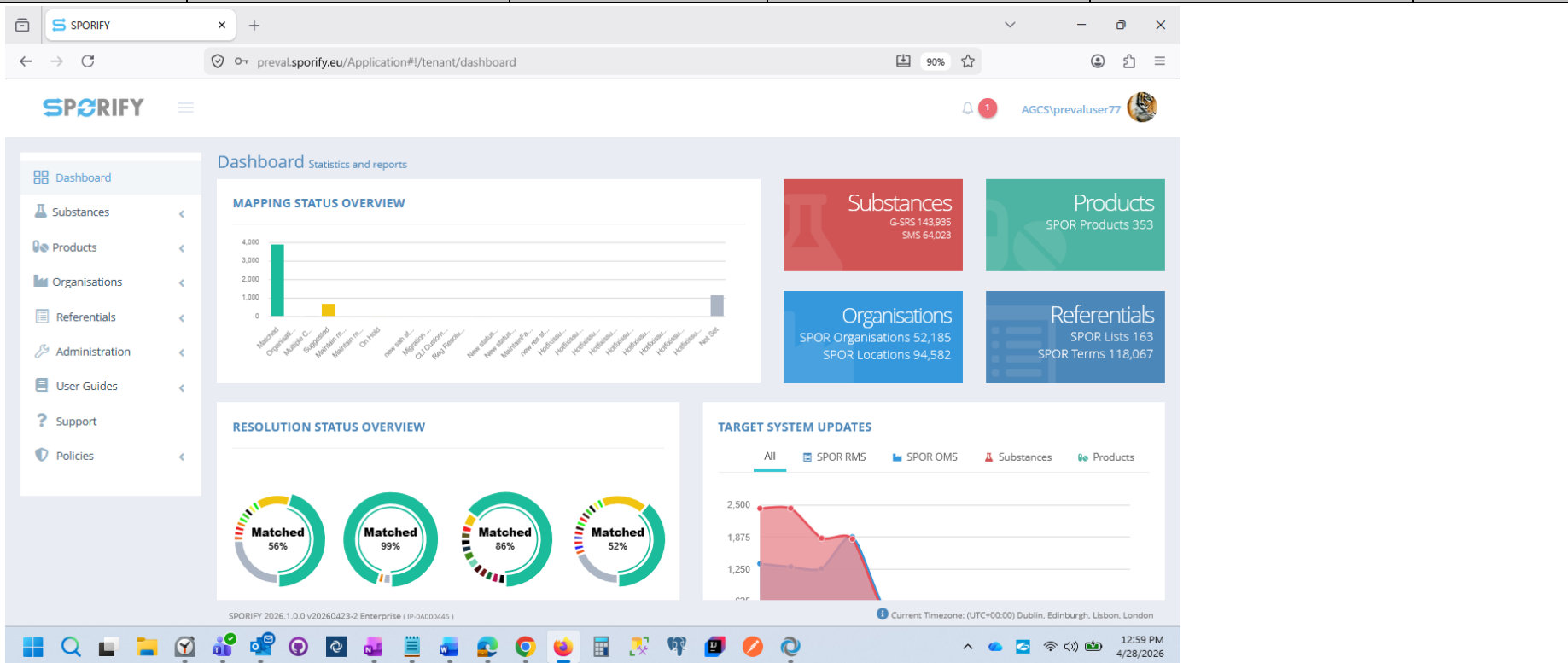
Step No	Procedure Steps	Test Data	Expected Results	Actual Results	Test Status
					


	Project	SPORIFY	Document Type	OQ Script
			Document Version	1.0
Document Name	AG_SPOR_2026.1.0.0_OQ_UserSettings		Page	Page 19 of 38

Step No	Procedure Steps	Test Data	Expected Results	Actual Results	Test Status
Step 11	Crop or resize the image and click on 'Save'. *PS*	NA	The new profile picture is saved.	AE Saklen Sahil 28 Apr 2026 at 01:00 PM	Passed

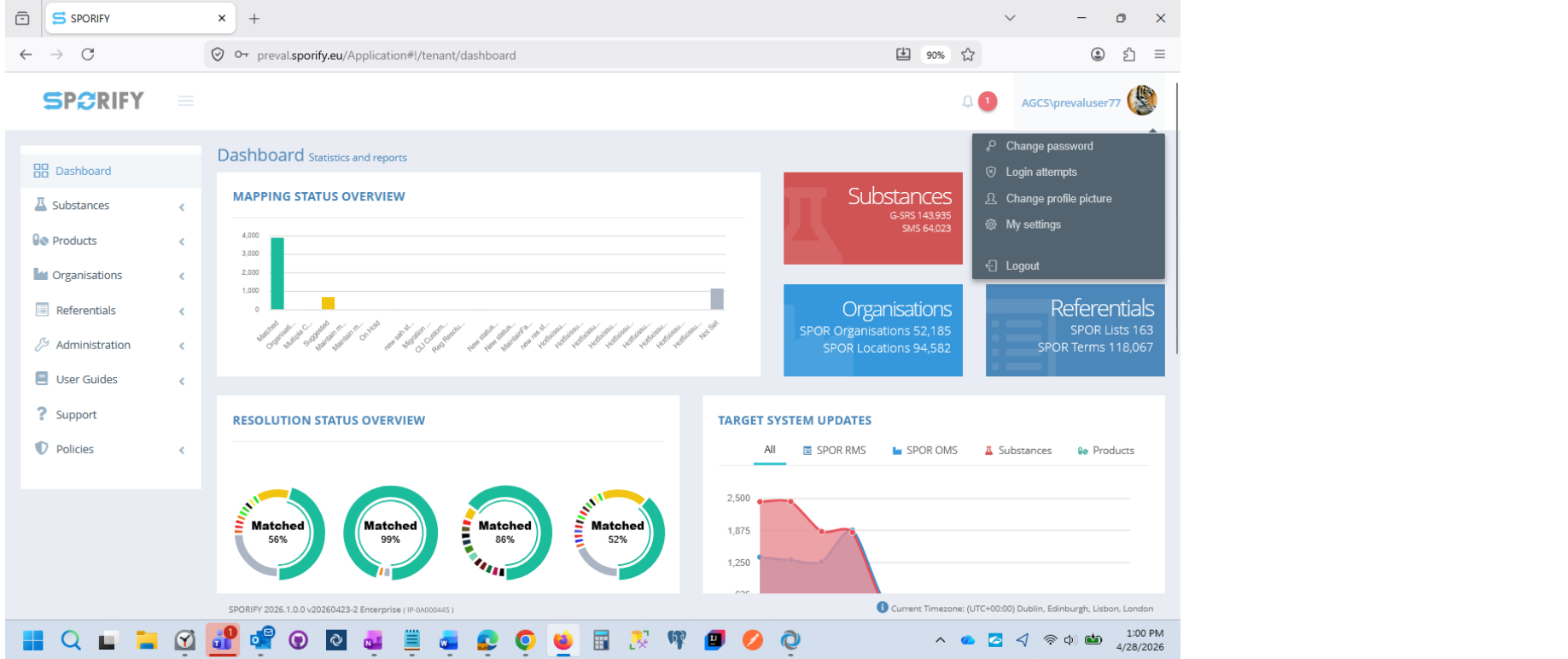


	Project	SPORIFY	Document Type	OQ Script
			Document Version	1.0
Document Name	AG_SPOR_2026.1.0.0_OQ_UserSettings		Page	Page 20 of 38

Step No	Procedure Steps	Test Data	Expected Results	Actual Results	Test Status
 <p>The screenshot displays the SPORIFY dashboard interface. At the top, there is a navigation bar with the SPORIFY logo and a user profile for 'AGCS\prevaluser77'. The main content area is divided into several sections:</p> <ul style="list-style-type: none"> MAPPING STATUS OVERVIEW: A bar chart showing the status of various mapping categories. The y-axis ranges from 0 to 4,000. Categories include Matched, Mismatched, Suspended, Mismatched m..., O3-Total, new walk al..., Migration..., O3 Custom..., Prop. Hazardal..., New details..., New details..., Mismatched m..., new walk al..., Hydroblende..., Hydroblende..., Hydroblende..., Hydroblende..., Hydroblende..., Hydroblende..., and Not set. Substances: A red card showing 'G-SRS 143,935' and 'SMS 64,023'. Products: A green card showing 'SPOR Products 353'. Organisations: A blue card showing 'SPOR Organisations 52,185' and 'SPOR Locations 94,582'. Referentials: A blue card showing 'SPOR Lists 163' and 'SPOR Terms 118,067'. RESOLUTION STATUS OVERVIEW: Four circular progress indicators showing 'Matched' percentages: 56%, 99%, 86%, and 52%. TARGET SYSTEM UPDATES: A line chart showing updates for 'All', 'SPOR RMS', 'SPOR OMS', 'Substances', and 'Products' over time. The y-axis ranges from 0 to 2,500. <p>At the bottom of the dashboard, there is a footer with the text 'SPORIFY 2026.1.0.0 v20260423-2 Enterprise (IP:0A000445)' and 'Current Timezone: (UTC+00:00) Dublin, Edinburgh, Lisbon, London'. The Windows taskbar at the very bottom shows the time as 12:59 PM on 4/28/2026.</p>					

	Project	SPORIFY	Document Type	OQ Script
			Document Version	1.0
Document Name	AG_SPOR_2026.1.0.0_OQ_UserSettings		Page	Page 21 of 38


Step No	Procedure Steps	Test Data	Expected Results	Actual Results	Test Status
Step 12	Click the username/profile image located at the top right-hand corner of the screen. *PS*	NA	The following options are presented: 1.Change password 2.Login attempts 3.Change profile picture 4.My settings 5.Logout	AE Saklen Sahil 28 Apr 2026 at 01:00 PM	Passed



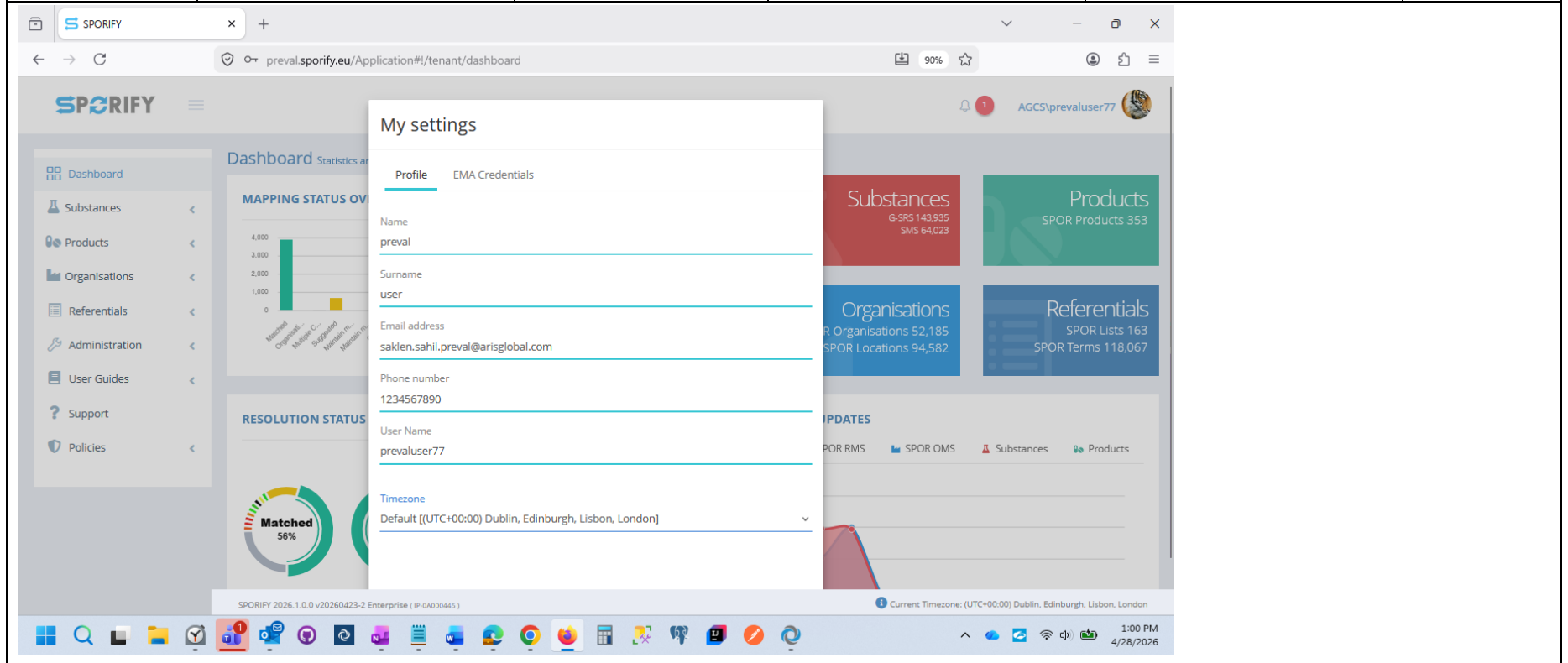
The screenshot displays the SPORIFY dashboard with the following components:


- Navigation Menu:** Dashboard, Substances, Products, Organisations, Referentials, Administration, User Guides, Support, Policies.
- Dashboard Statistics and Reports:**
 - MAPPING STATUS OVERVIEW:** A bar chart showing various categories with values ranging from 0 to 4,000.
 - Substances:** G-SRS 143,935, SMS 64,023.
 - Organisations:** SPOR Organisations 52,185, SPOR Locations 94,582.
 - Referentials:** SPOR Lists 163, SPOR Terms 118,067.
- RESOLUTION STATUS OVERVIEW:** Four circular gauges showing 'Matched' percentages: 56%, 99%, 86%, and 52%.
- TARGET SYSTEM UPDATES:** A line chart showing trends for All, SPOR RMS, SPOR OMS, Substances, and Products.

Footer information includes: SPORIFY 2026.1.0.0.v20260423-2 Enterprise (IP: 0A000445) and Current Timezone: (UTC+00:00) Dublin, Edinburgh, Lisbon, London. The system clock shows 1:00 PM on 4/28/2026.


	Project	SPORIFY	Document Type	OQ Script
			Document Version	1.0
Document Name	AG_SPOR_2026.1.0.0_OQ_UserSettings		Page	Page 22 of 38

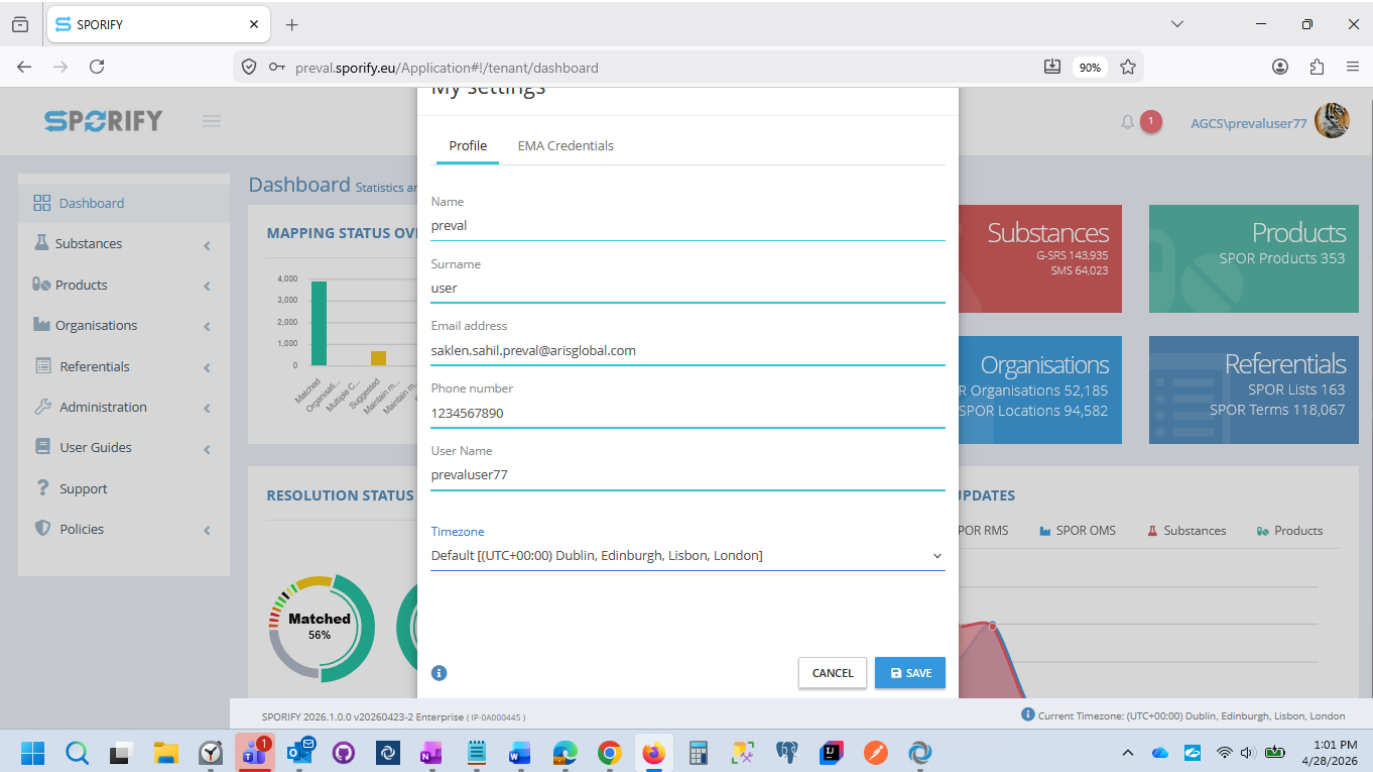
Step No	Procedure Steps	Test Data	Expected Results	Actual Results	Test Status
Step 13	Select 'My settings'. *PS*	NA	'My settings' modal is displayed.	AE Saklen Sahil 28 Apr 2026 at 01:00 PM	Passed




	Project	SPORIFY	Document Type	OO Script
			Document Version	1.0
Document Name	AG_SPOR_2026.1.0.0_OQ_UserSettings		Page	Page 23 of 38


Step No	Procedure Steps	Test Data	Expected Results	Actual Results	Test Status
Step 14	Verify the values are auto populated for the fields as mentioned in test data column. *PS*	Name Surname Email address Phone number User Name Time zone	The values for the fields as mentioned in test data column are auto populated.	Name Surname Email address Phone number User Name Time zone AE Saklen Sahil 28 Apr 2026 at 01:01 PM	Passed

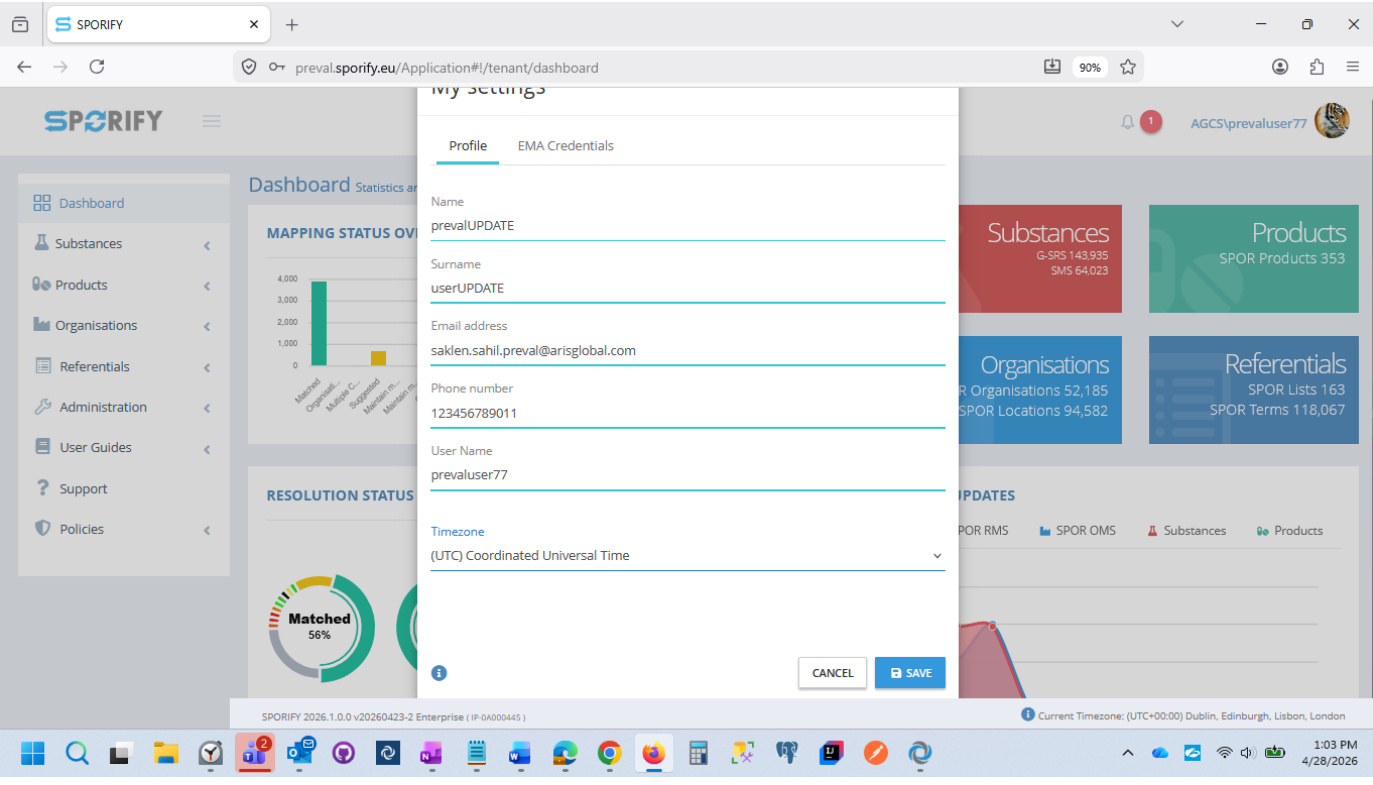
	Project	SPORIFY	Document Type	OQ Script
			Document Version	1.0
Document Name	AG_SPOR_2026.1.0.0_OQ_UserSettings		Page	Page 24 of 38


Step No	Procedure Steps	Test Data	Expected Results	Actual Results	Test Status
					

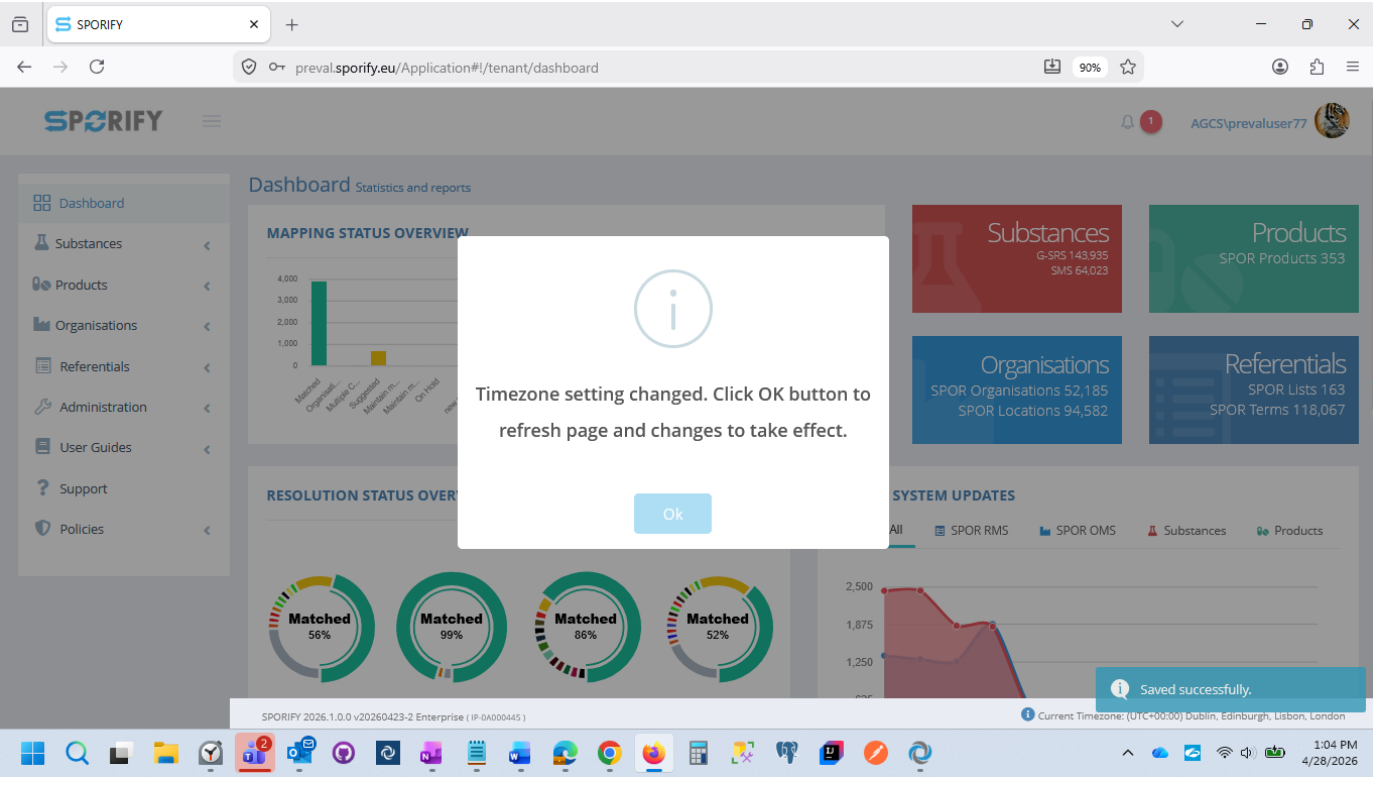
	Project	SPORIFY	Document Type	OQ Script
			Document Version	1.0
Document Name	AG_SPOR_2026.1.0.0_OQ_UserSettings		Page	Page 25 of 38


Step No	Procedure Steps	Test Data	Expected Results	Actual Results	Test Status
Step 15	Update the values for the fields as mentioned in test data column. Click 'Save'. *PS*	Name: <Name_OQ – 531562676> Surname: <Surname_OQ – 531562676> Phone number: <123456789> Time zone: <(UTC+01:00) Amsterdam, Berlin, Bern, Rome, Stockholm, Vienna>	The values are entered for the fields as in test data column. “Time zone setting changed. Click OK button to refresh page and changes to take effect.” information message is displayed.	Name: prevalUPDATE Surname: userUPDATE Phone number: 123456789011 Time zone: UTC Coordinated Universal Time AE Saklen Sahil 28 Apr 2026 at 01:15 PM	Passed

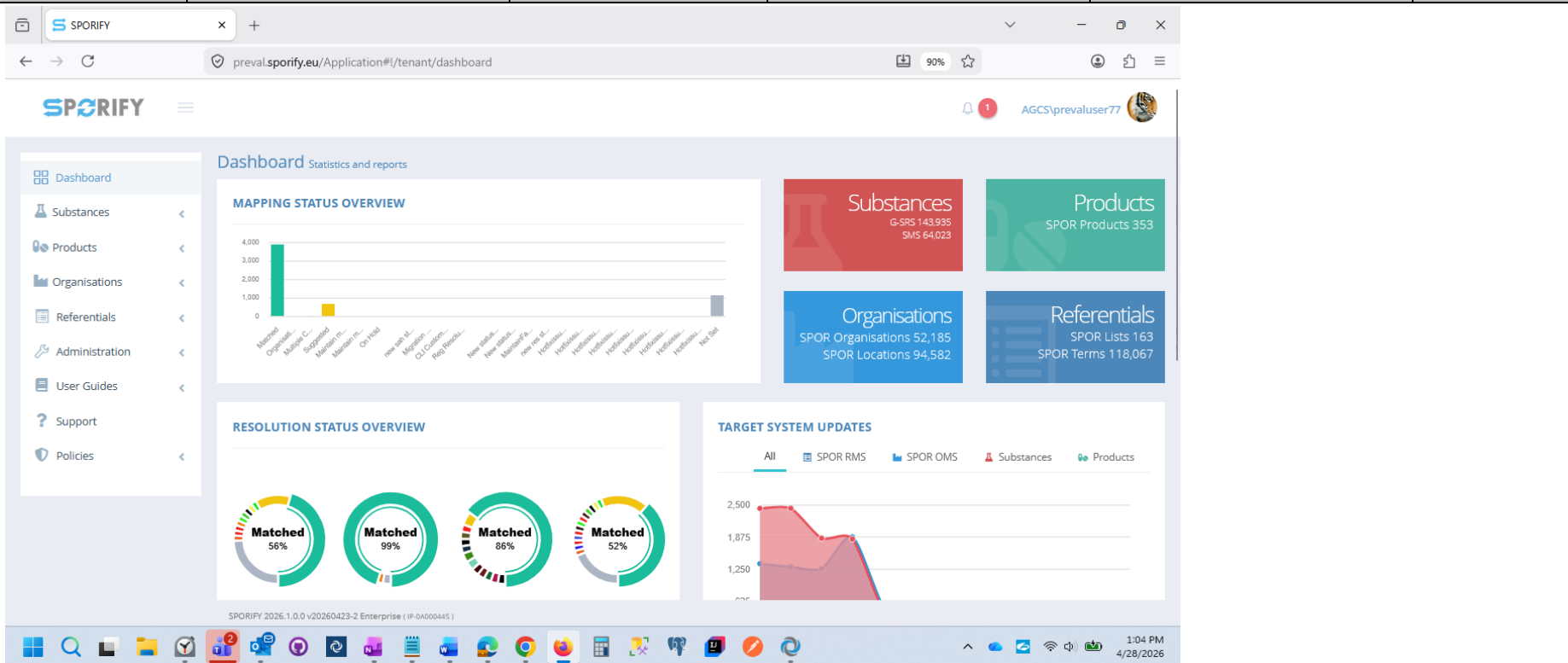
	Project	SPORIFY	Document Type	OQ Script
			Document Version	1.0
Document Name	AG_SPOR_2026.1.0.0_OQ_UserSettings		Page	Page 26 of 38

Step No	Procedure Steps	Test Data	Expected Results	Actual Results	Test Status
					

	Project	SPORIFY	Document Type	OQ Script
			Document Version	1.0
Document Name	AG_SPOR_2026.1.0.0_OQ_UserSettings		Page	Page 27 of 38

Step No	Procedure Steps	Test Data	Expected Results	Actual Results	Test Status
					

	Project	SPORIFY	Document Type	OQ Script
			Document Version	1.0
Document Name	AG_SPOR_2026.1.0.0_OQ_UserSettings		Page	Page 28 of 38

Step No	Procedure Steps	Test Data	Expected Results	Actual Results	Test Status
	 <p>The screenshot displays the SPORIFY dashboard interface. At the top, there's a navigation bar with the SPORIFY logo and a user profile for 'AGCS\prevaluser77'. A left-hand sidebar lists menu items: Dashboard, Substances, Products, Organisations, Referentials, Administration, User Guides, Support, and Policies. The main content area is titled 'Dashboard Statistics and reports' and features several key components:</p> <ul style="list-style-type: none"> MAPPING STATUS OVERVIEW: A bar chart showing the distribution of mapping statuses. The y-axis ranges from 0 to 4,000. The x-axis lists various categories like 'Matched', 'Matched C...', 'Suppressed', 'Matched m...', 'On Hold', 'new rule d...', 'Migration...', 'CL Custom...', 'Reg. Historical...', 'New status', 'New status', 'Matched m...', 'new rule d...', 'Historical...', 'Historical...', 'Historical...', 'Historical...', 'Historical...', 'Historical...', 'Historical...', 'Not set'. Substances: A red card showing 'G-SRS 143,935' and 'SMS 64,023'. Products: A green card showing 'SPOR Products 353'. Organisations: A blue card showing 'SPOR Organisations 52,185' and 'SPOR Locations 94,582'. Referentials: A dark blue card showing 'SPOR Lists 163' and 'SPOR Terms 118,067'. RESOLUTION STATUS OVERVIEW: Four circular progress indicators showing 'Matched' percentages: 56%, 99%, 86%, and 52%. TARGET SYSTEM UPDATES: A line chart with a red area fill, showing trends for 'All', 'SPOR RMS', 'SPOR OMS', 'Substances', and 'Products' over time. The y-axis ranges from 0 to 2,500. <p>At the bottom of the dashboard, a footer indicates 'SPORIFY 2026.1.0.0 v20260423-2 Enterprise (IP:0A000445)'. The Windows taskbar at the very bottom shows the time as 1:04 PM on 4/28/2026.</p>				


	Project	SPORIFY	Document Type	OQ Script
			Document Version	1.0
Document Name	AG_SPOR_2026.1.0.0_OQ_UserSettings		Page	Page 29 of 38

Step No	Procedure Steps	Test Data	Expected Results	Actual Results	Test Status
Step 16	Click on Ok. *PS*	NA	The screen is reloaded and changes are applied.	AE Saklen Sahil 28 Apr 2026 at 01:28 PM	Passed

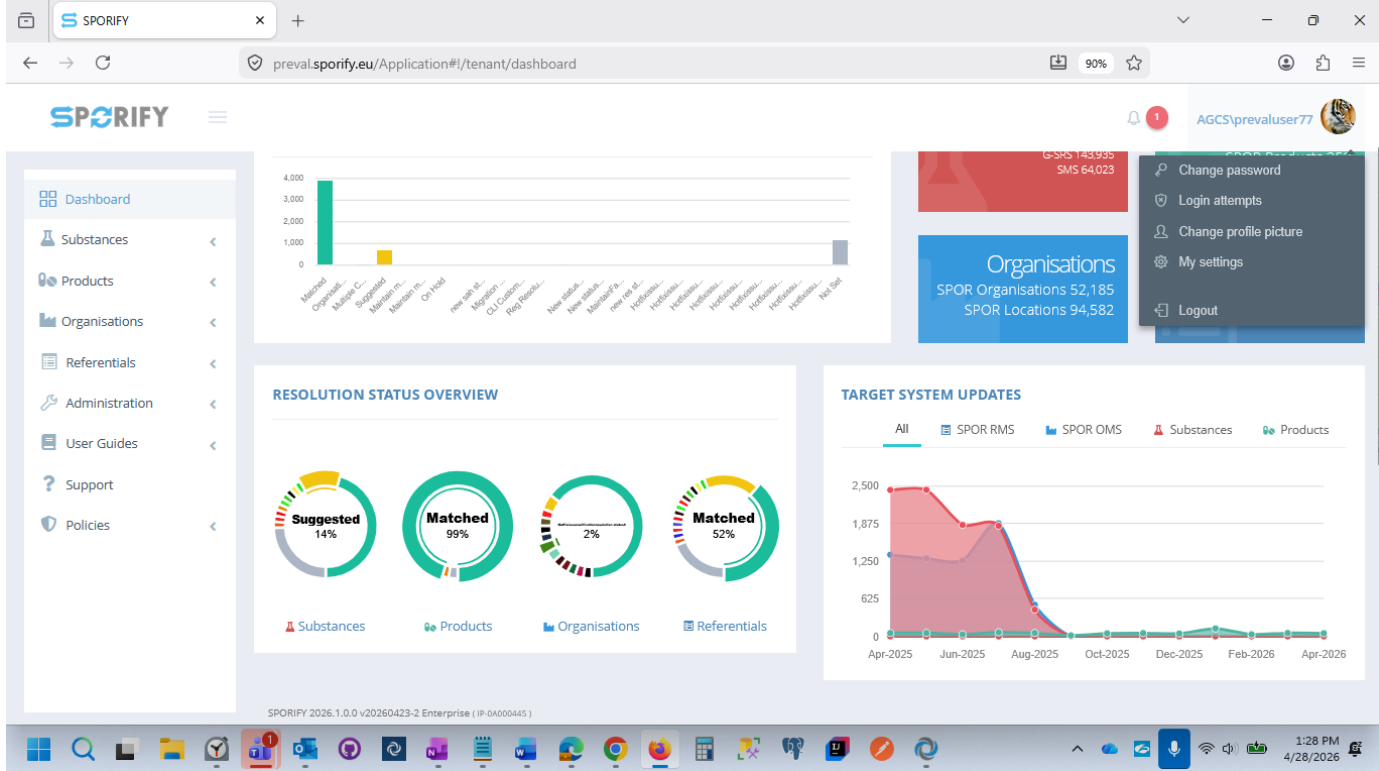
The screenshot displays the SPORIFY dashboard interface. At the top, there's a navigation bar with the SPORIFY logo and user information. The main content area is divided into several sections:

- MAPPING STATUS OVERVIEW:** A bar chart showing the distribution of mapping statuses across various categories.
- RESOLUTION STATUS OVERVIEW:** Four donut charts representing different resolution statuses: Suggested (14%), Matched (99%), Matched (86%), and Matched (52%).
- TARGET SYSTEM UPDATES:** A line chart showing the number of target system updates over time, categorized by SPOR RMS, SPOR OMS, Substances, and Products.
- Summary Cards:** Four cards providing key statistics:
 - Substances:** G-SRS 143,935, SMS 64,023
 - Products:** SPOR Products 353
 - Organisations:** SPOR Organisations 52,185, SPOR Locations 94,582
 - Referentials:** SPOR Lists 163, SPOR Terms 118,067

The bottom of the screenshot shows the Windows taskbar with various application icons and the system clock indicating 1:08 PM on 4/28/2026.

	Project	SPORIFY	Document Type	OQ Script
			Document Version	1.0
Document Name	AG_SPOR_2026.1.0.0_OQ_UserSettings		Page	Page 30 of 38


Step No	Procedure Steps	Test Data	Expected Results	Actual Results	Test Status
Step 17	Click the username/profile image located at the top right-hand corner of the screen. *PS*	NA	The following options are presented: 1.Change password 2.Login attempts 3.Change profile picture 4.My settings 5.Logout	AE Saklen Sahil 28 Apr 2026 at 01:28 PM	Passed



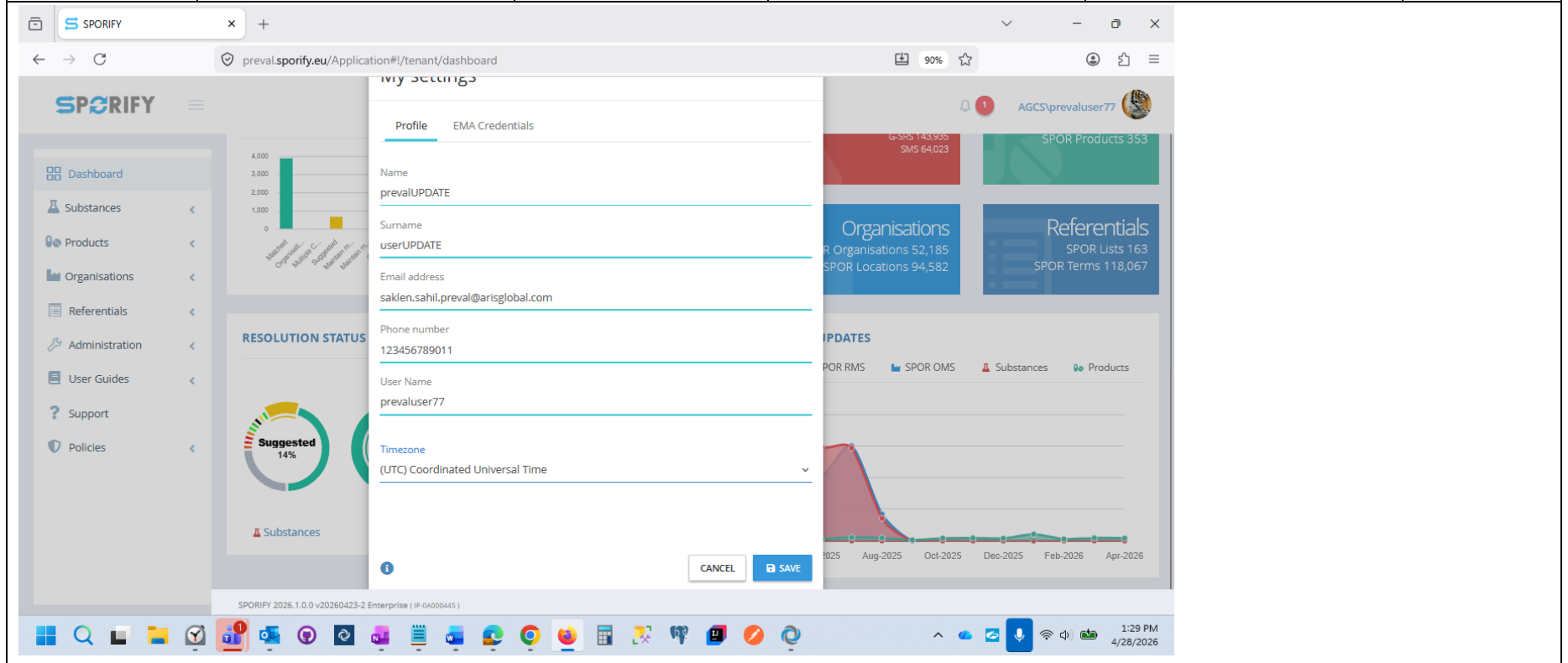
The screenshot displays the SPORIFY dashboard interface. On the left is a navigation menu with items: Dashboard, Substances, Products, Organisations, Referentials, Administration, User Guides, Support, and Policies. The main content area includes:


- A bar chart at the top with categories like Matched, Suggested, and others.
- A user profile dropdown menu for 'AGCS\prevaluser77' with options: Change password, Login attempts, Change profile picture, My settings, and Logout.
- A 'RESOLUTION STATUS OVERVIEW' section with four donut charts:
 - Substances: Suggested 14%, Matched 99%
 - Products: Suggested 2%, Matched 52%
 - Organisations: Suggested 2%, Matched 52%
 - Referentials: Suggested 2%, Matched 52%
- A 'TARGET SYSTEM UPDATES' line chart showing data from Apr-2025 to Apr-2026 for categories: All, SPOR RMS, SPOR OMS, Substances, and Products.

The footer of the dashboard shows the version: SPORIFY 2026.1.0.0 v20260423-2 Enterprise (IP:0A000445). The Windows taskbar at the bottom shows the time as 1:28 PM on 4/28/2026.

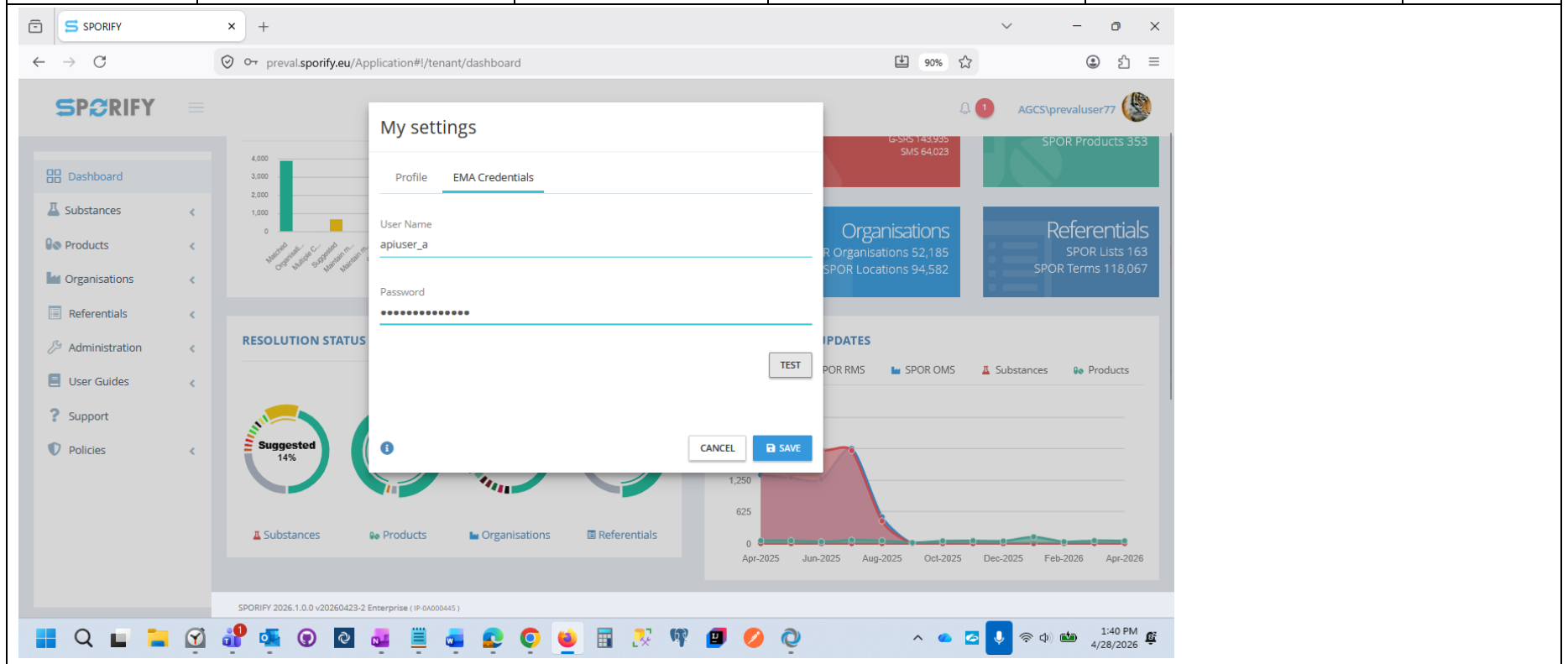
	Project	SPORIFY	Document Type	OQ Script
			Document Version	1.0
Document Name	AG_SPOR_2026.1.0.0_OQ_UserSettings		Page	Page 31 of 38


Step No	Procedure Steps	Test Data	Expected Results	Actual Results	Test Status
Step 18	Select 'My settings' and verify. *PS*	NA	The 'My settings' modal is presented. All the updated details are displayed.	AE Saklen Sahil 28 Apr 2026 at 01:29 PM	Passed



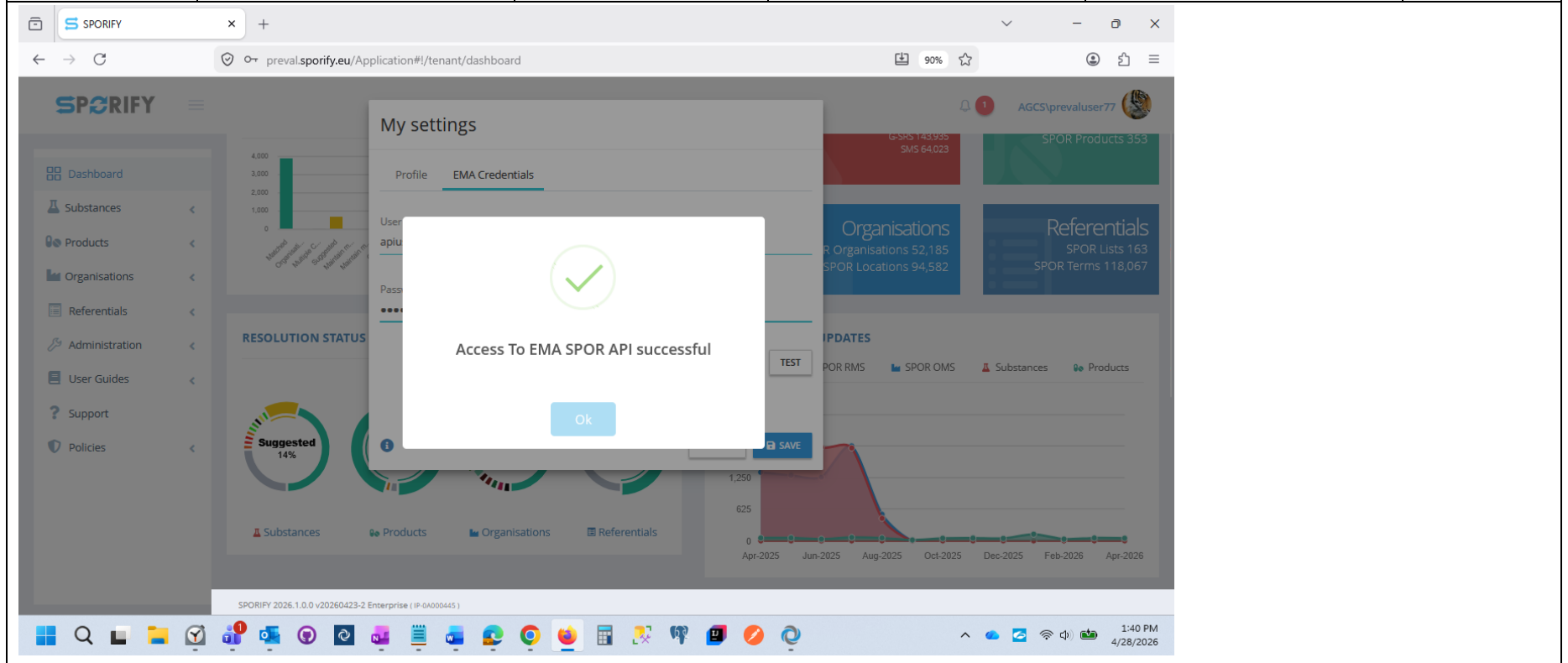
	Project	SPORIFY	Document Type	OQ Script
			Document Version	1.0
Document Name	AG_SPOR_2026.1.0.0_OQ_UserSettings		Page	Page 32 of 38


Step No	Procedure Steps	Test Data	Expected Results	Actual Results	Test Status
Step 19	Select the 'EMA Credentials' tab. Enter the data for the fields as mentioned in test data column. *PS*	User Name: <user1> Password: <password>	Data is entered for the fields as mentioned in test data column.	User Name: apiuser_a AE Saklen Sahil 28 Apr 2026 at 01:40 PM	Passed



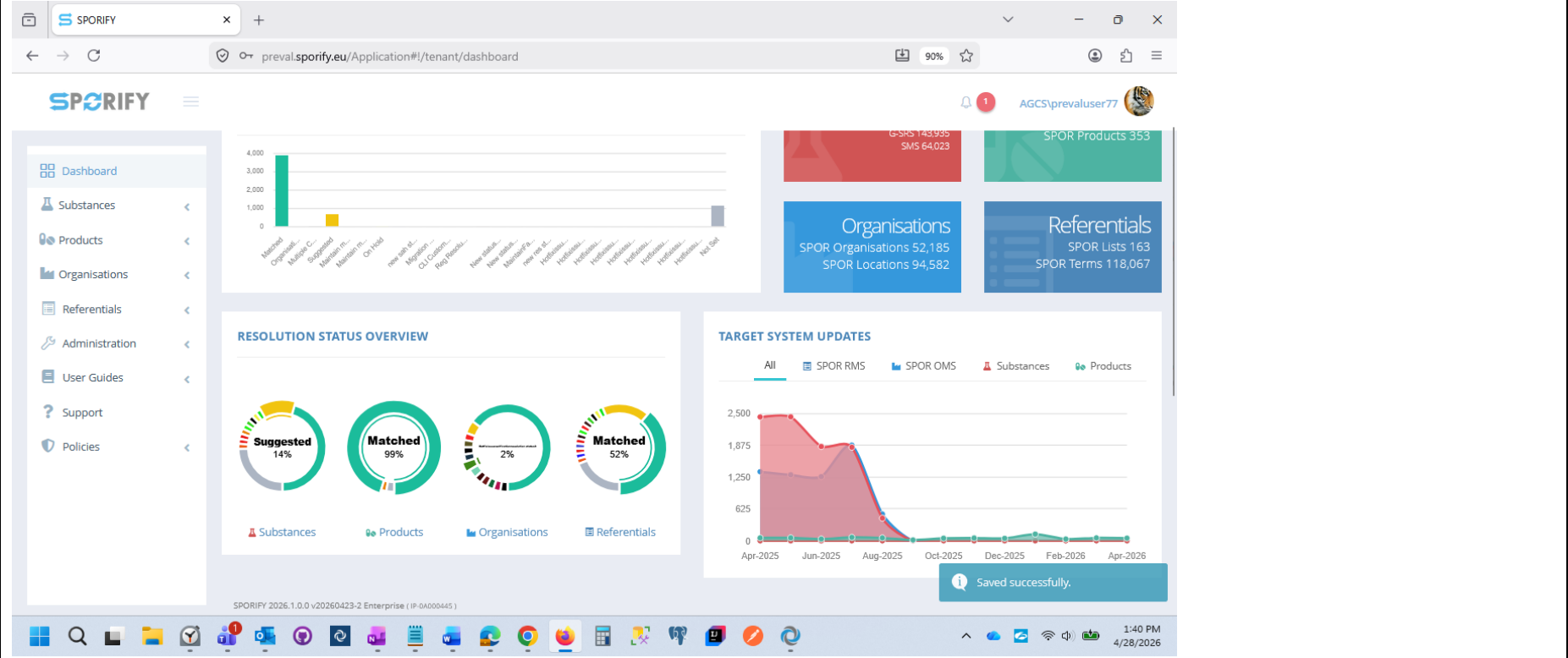
	Project	SPORIFY	Document Type	OQ Script
			Document Version	1.0
Document Name	AG_SPOR_2026.1.0.0_OQ_UserSettings		Page	Page 33 of 38


Step No	Procedure Steps	Test Data	Expected Results	Actual Results	Test Status
Step 20	Click the 'Test' button. *PS*	NA	A message for test connection success or failure is displayed.	AE Saklen Sahil 28 Apr 2026 at 01:40 PM	Passed




	Project	SPORIFY	Document Type	OQ Script
			Document Version	1.0
Document Name	AG_SPOR_2026.1.0.0_OQ_UserSettings		Page	Page 34 of 38

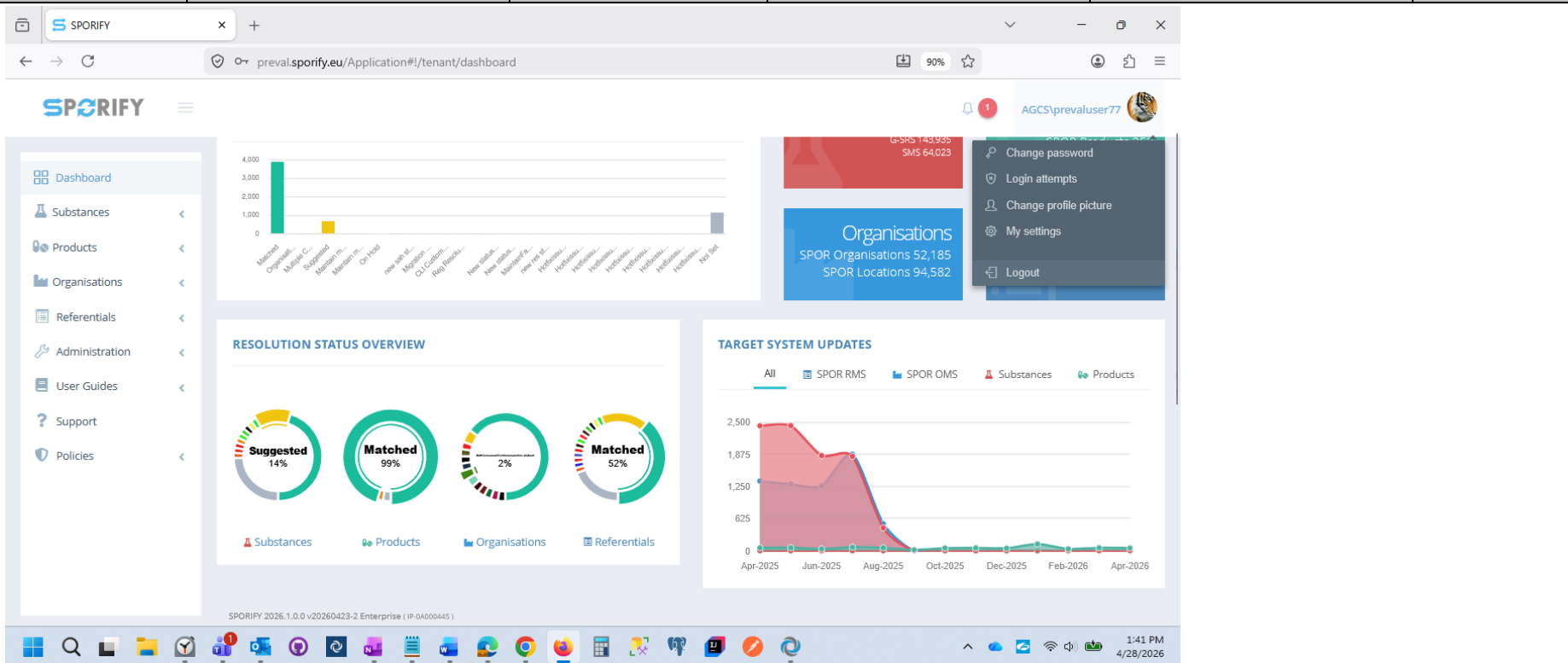
Step No	Procedure Steps	Test Data	Expected Results	Actual Results	Test Status
Step 21	Click 'Save'. *PS*	NA	The inserted EMA credentials are saved and a toast reading 'Saved successfully' displayed.	AE Saklen Sahil 28 Apr 2026 at 01:41 PM	Passed




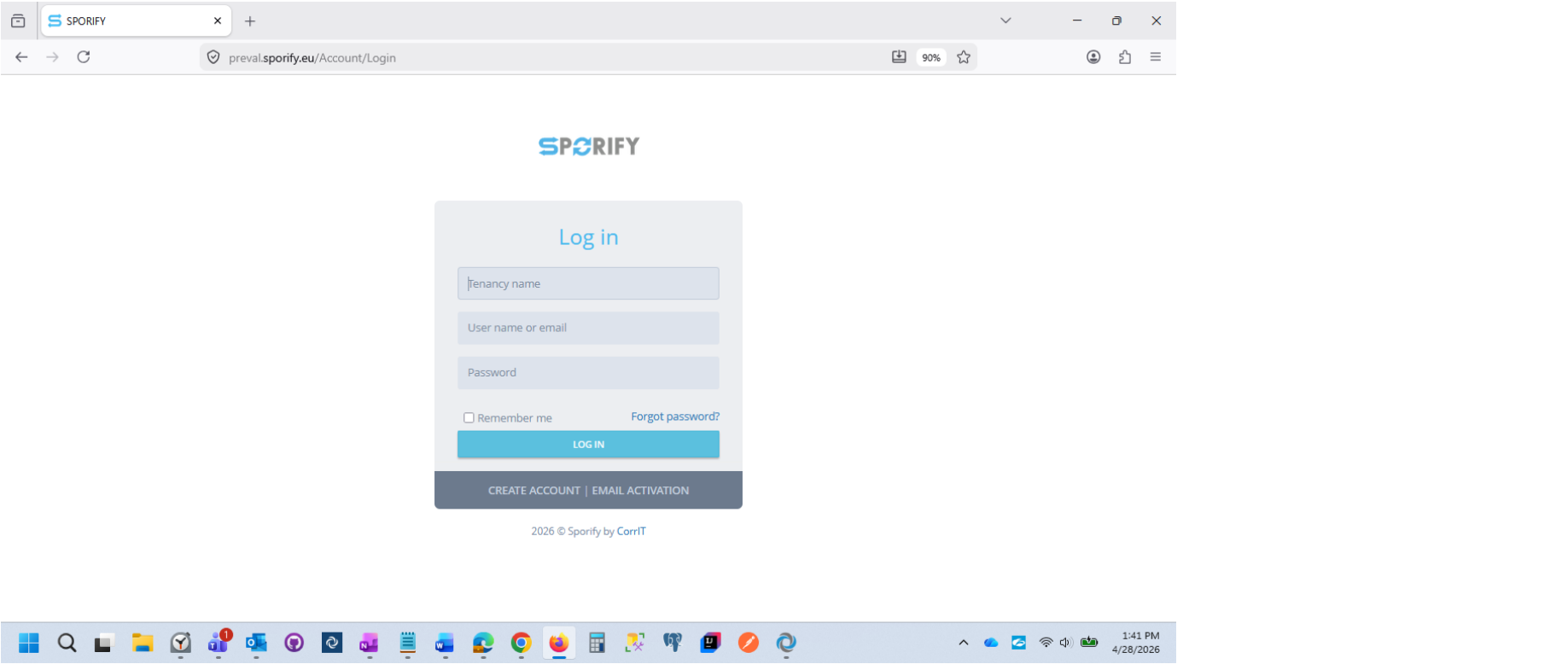
	Project	SPORIFY	Document Type	OQ Script
			Document Version	1.0
Document Name	AG_SPOR_2026.1.0.0_OQ_UserSettings		Page	Page 35 of 38


Step No	Procedure Steps	Test Data	Expected Results	Actual Results	Test Status
Step 22	Click on User Account details and click on Logout option. *PS*	NA	The SPORIFY application Log in page is displayed.	AE Saklen Sahil 28 Apr 2026 at 01:41 PM	Passed

	Project	SPORIFY	Document Type	OQ Script
			Document Version	1.0
Document Name	AG_SPOR_2026.1.0.0_OQ_UserSettings		Page	Page 36 of 38

Step No	Procedure Steps	Test Data	Expected Results	Actual Results	Test Status
	 <p>The screenshot displays the SPORIFY dashboard interface. At the top, there is a navigation menu with options like Dashboard, Substances, Products, Organisations, Referentials, Administration, User Guides, Support, and Policies. The main content area features several data visualizations:</p> <ul style="list-style-type: none"> Bar Chart: Shows a distribution of data points across various categories, with a peak at approximately 4,000. Organisations Summary: A blue box indicating "SPOR Organisations 52,185" and "SPOR Locations 94,582". Resolution Status Overview: Four donut charts showing the status of different categories: <ul style="list-style-type: none"> Substances: Suggested (14%), Matched (99%) Products: Suggested (2%), Matched (52%) Organisations: Suggested (2%), Matched (52%) Referentials: Suggested (2%), Matched (52%) Target System Updates: A line chart showing a sharp decline in updates from approximately 2,500 in April 2025 to near zero by August 2025. <p>The bottom of the dashboard shows system information: "SPORIFY 2026.1.0.0 v20260423-2 Enterprise (IP:0A000445)". The Windows taskbar at the bottom indicates the time is 1:41 PM on 4/28/2026.</p>				

	Project	SPORIFY	Document Type	OQ Script
			Document Version	1.0
Document Name	AG_SPOR_2026.1.0.0_OQ_UserSettings		Page	Page 37 of 38

Step No	Procedure Steps	Test Data	Expected Results	Actual Results	Test Status
					

	Project	SPORIFY	Document Type	OQ Script
			Document Version	1.0
Document Name	AG_SPOR_2026.1.0.0_OQ_UserSettings		Page	Page 38 of 38

7. Post Execution Signatures

Executed By :	Saklen Sahil 00004944 Executor	Date:	28 Apr 2026 at 01:41 PM
Reviewed By :	Santhosh Subramanyam 00002803 Reviewer	Date:	11 May 2026 at 06:30 PM
Approved By :	Arun Dominick 00002459 Approver	Date:	12 May 2026 at 10:55 AM