
	<b>Project</b>	SPORIFY	<b>Document Type</b>	OQ Script
			<b>Document Version</b>	1.0
<b>Document Name</b>	AG_SPOR_2026.1.0.0_OQ_RoleManagement		<b>Page</b>	Page 1 of 55

## Pre Execution Signatures

<b>Authored by :</b>	Saklen Sahil 00004944 Author	<b>Date:</b>	23 Apr 2026 at 10:38 AM
<b>Reviewed By :</b>	Santhosh Subramanyam 00002803 Reviewer	<b>Date:</b>	23 Apr 2026 at 12:15 PM
<b>Approved By :</b>	Swathi T 00001272 Approver	<b>Date:</b>	23 Apr 2026 at 12:26 PM

	Project	SPORIFY	Document Type	OQ Script
			Document Version	1.0
Document Name	AG_SPOR_2026.1.0.0_OQ_RoleManagement		Page	Page 2 of 55

## 1. Purpose

To verify the below user requirements:

FR\_ADM\_USR\_011: The system shall allow the user to assign one or more roles to a user via the Roles tab and associated role checkboxes.

FR\_ADM\_USR\_018: The system shall allow tenants to assign granular permissions to users via roles.

FR\_ADM\_USR\_021: The system shall allow the user to configure a role by defining its properties (including role name and default status), assigning permissions, and saving or cancelling the role creation.


FR\_ADM\_USR\_022: The system shall allow the user to edit and update a role's properties and permissions, and save or cancel the changes.

Record the following

<b>Product Name</b>	<i>SPORIFY</i>
<b>Product Version</b>	<i>2026.1.0.0</i>
<b>Test Script Approval Status</b>	<i>Approved</i>
<b>Execution Date</b>	<i>24 Apr 2026 at 05:40 PM</i>
<b>Execution Status</b>	<i>Passed</i>
<b>Execution Approval Status</b>	<i>Approved</i>
<b>Run Name[Run ID]</b>	<i>Run_4-24_16-38-29[3112]</i>

## 2. Pre-Requisites

1. Pre-Validation plan is approved
2. Tester to complete the required trainings on the application/product/system/ validation testing requirements.
3. ALM Access with respect to project shall be provided.
4. OQ shall be reviewed and approved for execution.
5. IQ script is executed successfully

	Project	SPORIFY	Document Type	OQ Script
			Document Version	1.0
Document Name	AG_SPOR_2026.1.0.0_OQ_RoleManagement		Page	Page 3 of 55

### 3. Test Conditions


Not Applicable

### 4. Special Instructions

1. The tester shall capture, where possible, objective evidences of the input, the results such as change in status on the status bar, and System generated values, message box, error messages etc., with the System Date and Time stamps of the execution.
2. Steps marked as \*PS\* shall capture screenshots relevant to that step along with System Date and Time stamps of the execution.
3. The executor shall enter the 'Actual Results' column as "AE" which is an abbreviated for "As Expected" provided the result matches the expected results
4. 'NA' in the Test Data Column represents that there is no Test Data applicable for that step.


### 5. Execution Environment

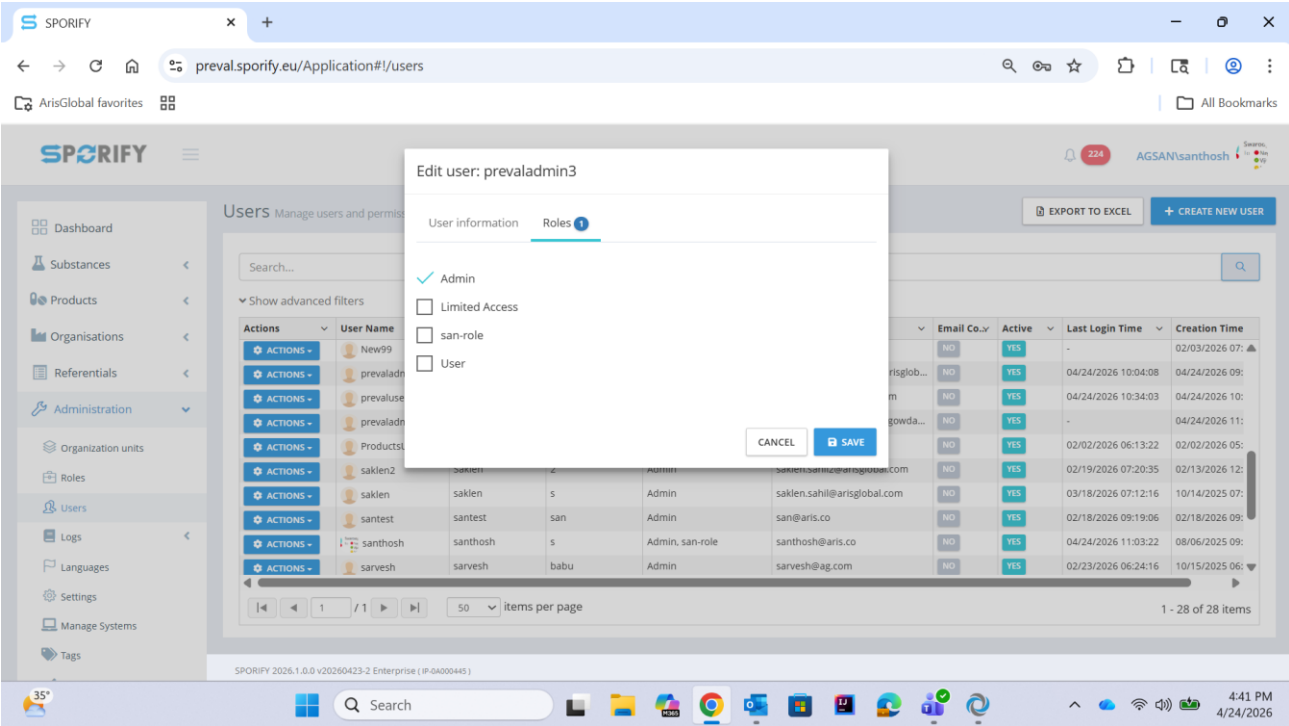
Validation


	Project	SPORIFY	Document Type	OQ Script
			Document Version	1.0
Document Name	AG_SPOR_2026.1.0.0_OQ_RoleManagement		Page	Page 4 of 55

## 6. Test Steps


Step No	Procedure Steps	Test Data	Expected Results	Actual Results	Test Status
Step 1	Pre-requisite: User is available with Admin permission. *PS*	User Name: <pvadminuser> with permissions Administration	All Pre-requisites are met.	User Name: prevaladmin3 with permissions Administration  AE  Chandrashekar Naguvanahalli Shankaregowda 24 Apr 2026 at 04:42 PM	Passed

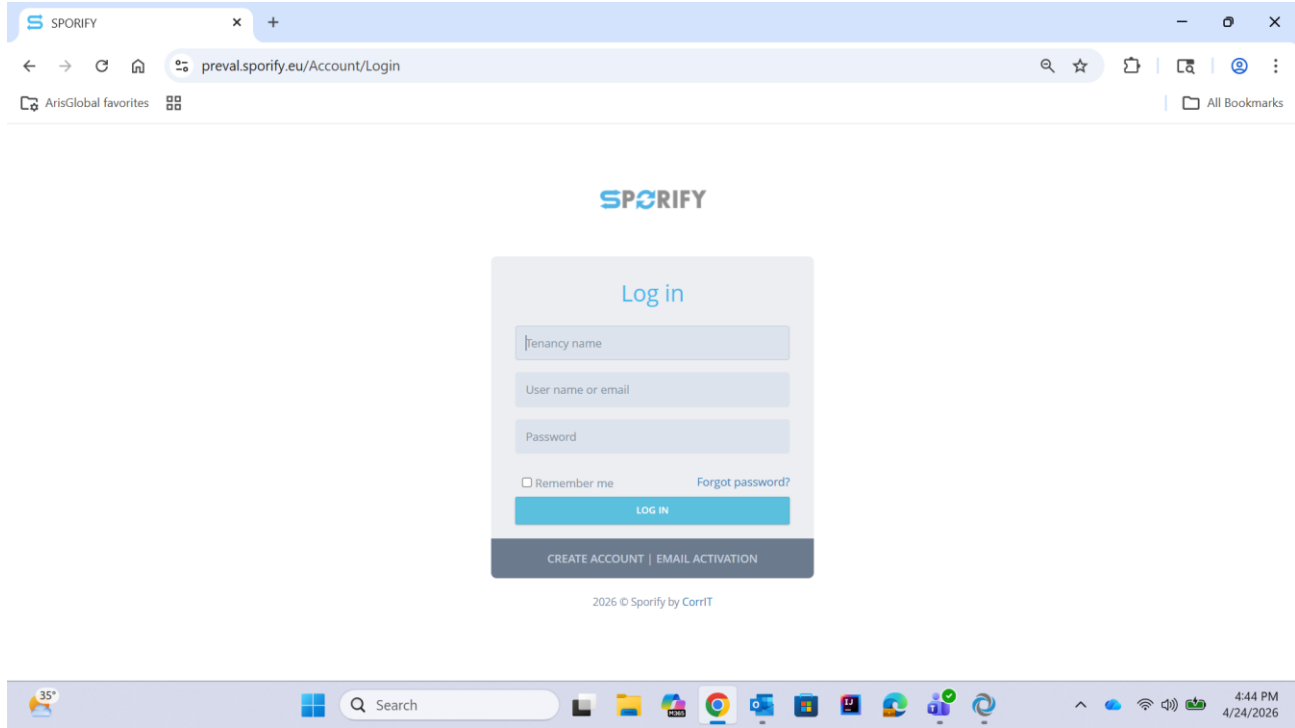
	Project	SPORIFY	Document Type	OQ Script
			Document Version	1.0
Document Name	AG_SPOR_2026.1.0.0_OQ_RoleManagement		Page	Page 5 of 55


Step No	Procedure Steps	Test Data	Expected Results	Actual Results	Test Status
	 <p>The screenshot shows the SPORIFY user management interface. A modal window titled "Edit user: prevaladmin3" is open, displaying a list of roles to assign to the user. The roles listed are "Admin" (checked), "Limited Access", "san-role", and "User". The background shows a table of users with columns for Email, Active status, Last Login Time, and Creation Time. The system tray at the bottom indicates the time is 4:41 PM on 4/24/2026.</p>				

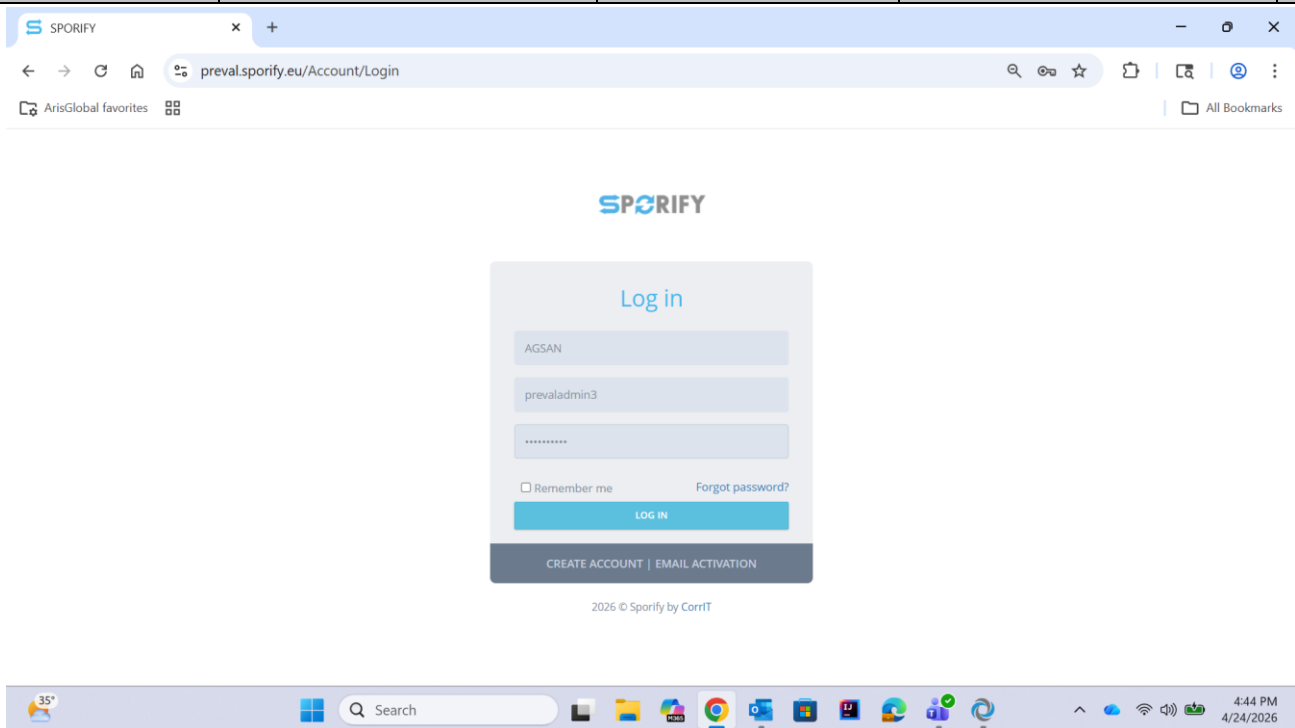
	<b>Project</b>	SPORIFY	<b>Document Type</b>	OQ Script
			<b>Document Version</b>	1.0
<b>Document Name</b>	AG_SPOR_2026.1.0.0_OQ_RoleManagement		<b>Page</b>	Page 6 of 55


Step No	Procedure Steps	Test Data	Expected Results	Actual Results	Test Status
Step 2	Launch the SPORIFY application and enter the details as mentioned in test data column. Click on LOGIN button. *PS*	URL: <https://preval.sporify.eu/Account/Login> Tenancy name : <preval> User name or email: <pvadminuser> Password: <Enter valid password of the user>	The SPORIFY application homepage is displayed.	URL: https://preval.sporify.eu/Account/Login Tenancy name : AGSAN User name or email: prevaladmin3  AE  Chandrashekar Naguvanahalli Shankaregowda 24 Apr 2026 at 04:45 PM	Passed

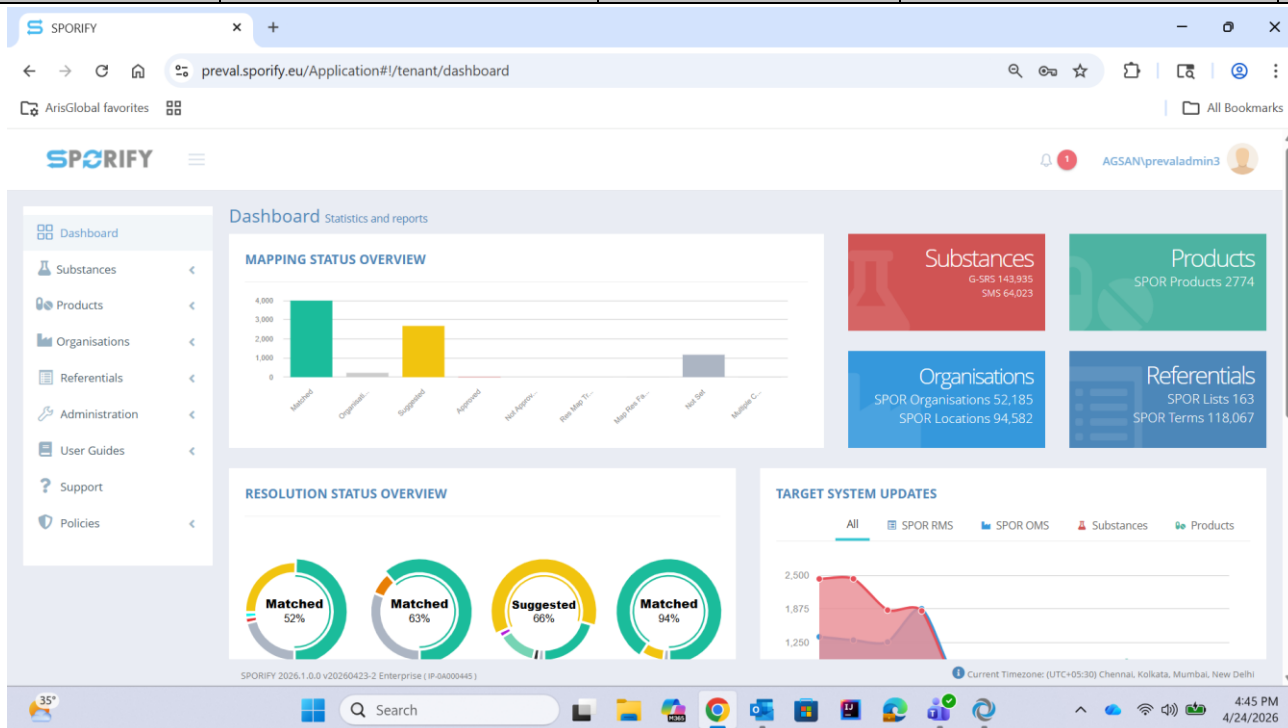
	Project	SPORIFY	Document Type	OQ Script
			Document Version	1.0
Document Name	AG_SPOR_2026.1.0.0_OQ_RoleManagement		Page	Page 7 of 55


Step No	Procedure Steps	Test Data	Expected Results	Actual Results	Test Status
					

	Project	SPORIFY	Document Type	OQ Script
			Document Version	1.0
Document Name	AG_SPOR_2026.1.0.0_OQ_RoleManagement		Page	Page 8 of 55

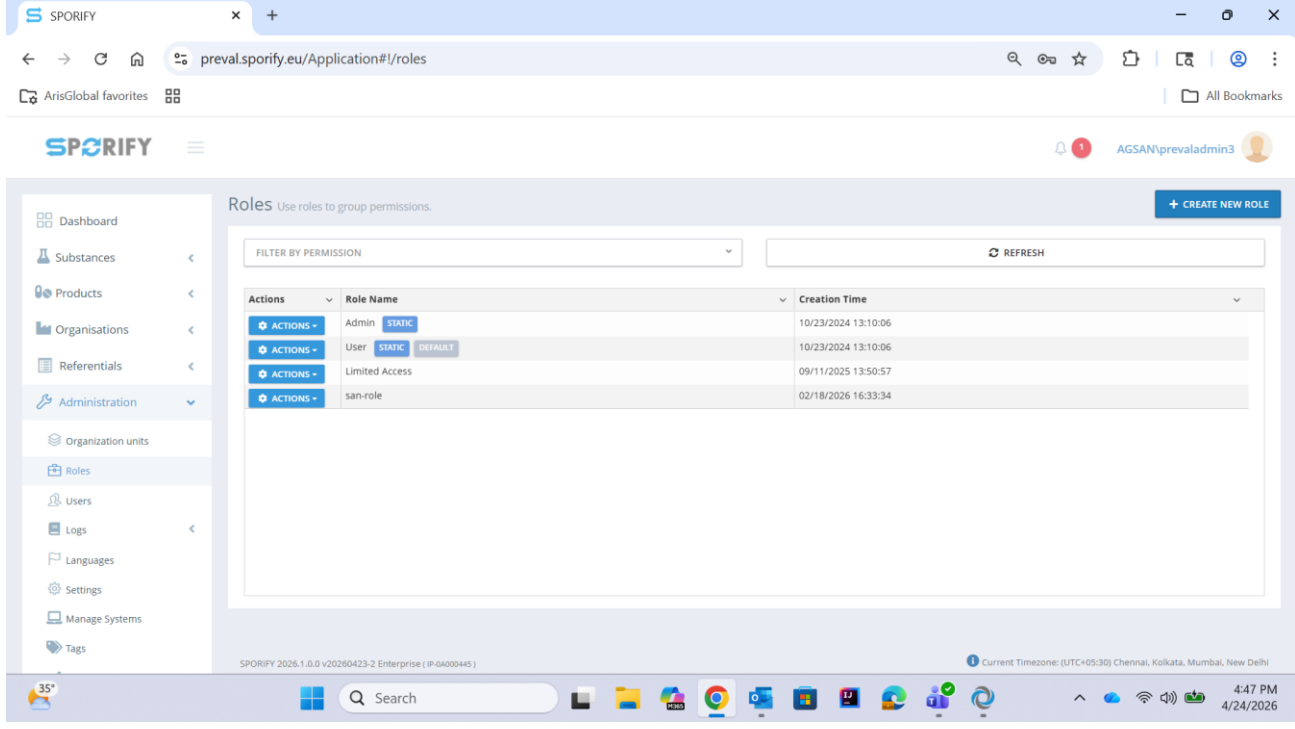
Step No	Procedure Steps	Test Data	Expected Results	Actual Results	Test Status
					

	Project	SPORIFY	Document Type	OQ Script
			Document Version	1.0
Document Name	AG_SPOR_2026.1.0.0_OQ_RoleManagement		Page	Page 9 of 55

Step No	Procedure Steps	Test Data	Expected Results	Actual Results	Test Status
	 <p>The screenshot displays the SPORIFY dashboard interface. At the top, there's a navigation bar with the SPORIFY logo and a user profile for 'AGSAN\prevaladmin3'. A left-hand sidebar lists menu items: Dashboard, Substances, Products, Organisations, Referentials, Administration, User Guides, Support, and Policies. The main dashboard area is titled 'Dashboard Statistics and reports' and contains several key visualizations:</p> <ul style="list-style-type: none"> <li><b>MAPPING STATUS OVERVIEW:</b> A bar chart showing counts for categories like Matched, Organized, Suggested, Adjusted, Not Reported, File Missed, Non-Prod Pa., Not Set, and Multiple C.</li> <li><b>Substances:</b> A red card showing 'G-SRS 143,935' and 'SMS 64,023'.</li> <li><b>Products:</b> A green card showing 'SPOR Products 2774'.</li> <li><b>Organisations:</b> A blue card showing 'SPOR Organisations 52,185' and 'SPOR Locations 94,582'.</li> <li><b>Referentials:</b> A blue card showing 'SPOR Lists 163' and 'SPOR Terms 118,067'.</li> <li><b>RESOLUTION STATUS OVERVIEW:</b> Four donut charts showing 'Matched 52%', 'Matched 63%', 'Suggested 66%', and 'Matched 94%'.</li> <li><b>TARGET SYSTEM UPDATES:</b> A line chart with a legend for 'All', 'SPOR RMS', 'SPOR OMS', 'Substances', and 'Products'.</li> </ul> <p>At the bottom of the dashboard, there's a footer with 'SPORIFY 2026.1.0.0 v20260423-2 Enterprise (IP-04000445)' and 'Current Timezone: (UTC+05:30) Chennai, Kolkata, Mumbai, New Delhi'. The Windows taskbar at the very bottom shows the date and time as '4:45 PM 4/24/2026'.</p>				

	Project	SPORIFY	Document Type	OQ Script
			Document Version	1.0
Document Name	AG_SPOR_2026.1.0.0_OQ_RoleManagement		Page	Page 10 of 55


Step No	Procedure Steps	Test Data	Expected Results	Actual Results	Test Status
Step 3	FR_ADM_USR_021: Navigate to Administration >> Roles. Click button "Create New Role". *PS*	NA	Create new role Modal dialog is displayed with two tabs.	AE  Chandrashekar Naguvanahalli Shankaregowda 24 Apr 2026 at 04:47 PM	Passed

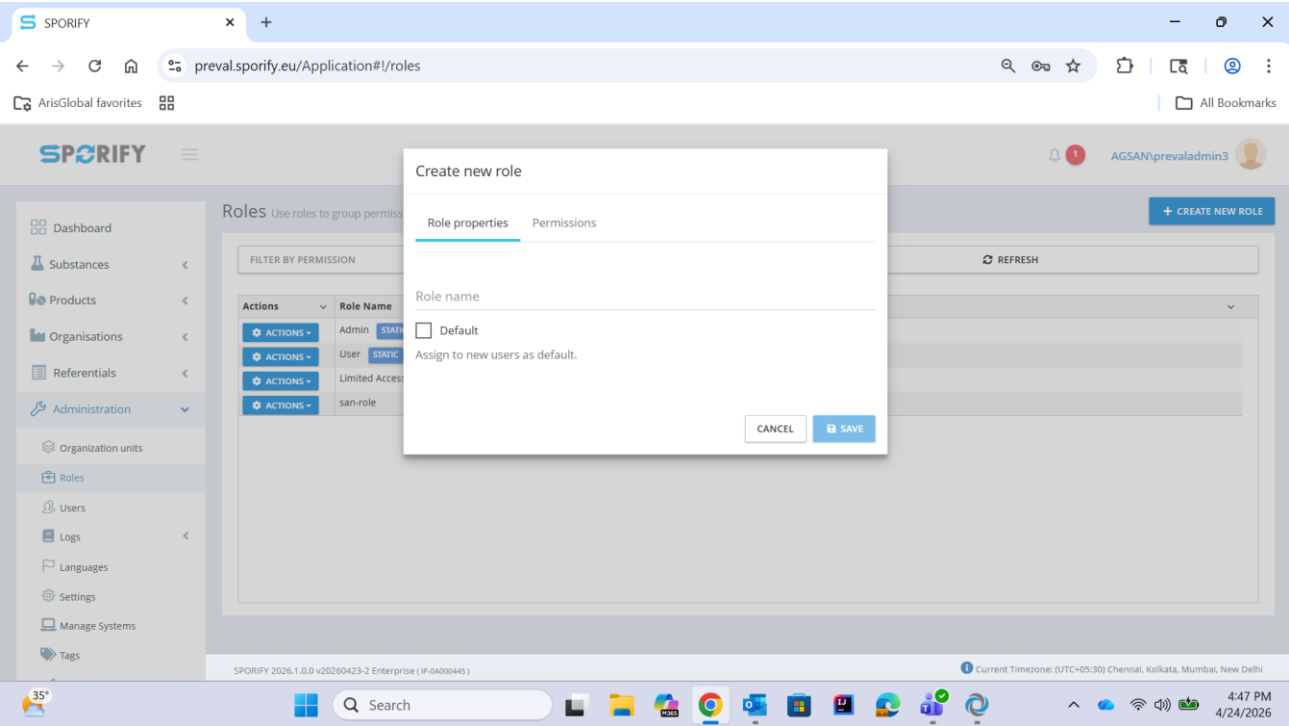



The screenshot shows the SPORIFY web application interface. The browser address bar indicates the URL is `preval.sporify.eu/Application#/roles`. The application header shows the SPORIFY logo and the user `AGSANprevaladmin3`. The main content area is titled "Roles Use roles to group permissions." and features a "CREATE NEW ROLE" button. Below this, there is a "FILTER BY PERMISSION" dropdown and a "REFRESH" button. A table displays the following data:

Actions	Role Name	Creation Time
<a href="#">ACTIONS -</a>	Admin <span>STATIC</span>	10/23/2024 13:10:06
<a href="#">ACTIONS -</a>	User <span>STATIC</span> <span>DEFAULT</span>	10/23/2024 13:10:06
<a href="#">ACTIONS -</a>	Limited Access	09/11/2025 13:50:57
<a href="#">ACTIONS -</a>	san-role	02/18/2026 16:33:34


The footer of the application shows the version `SPORIFY 2026.1.0.0 v20260423-2 Enterprise (IP:0400445)` and the current time zone `(JTC+05:30) Chennai, Kolkata, Mumbai, New Delhi`. The Windows taskbar at the bottom shows the date and time as `4:47 PM 4/24/2026`.

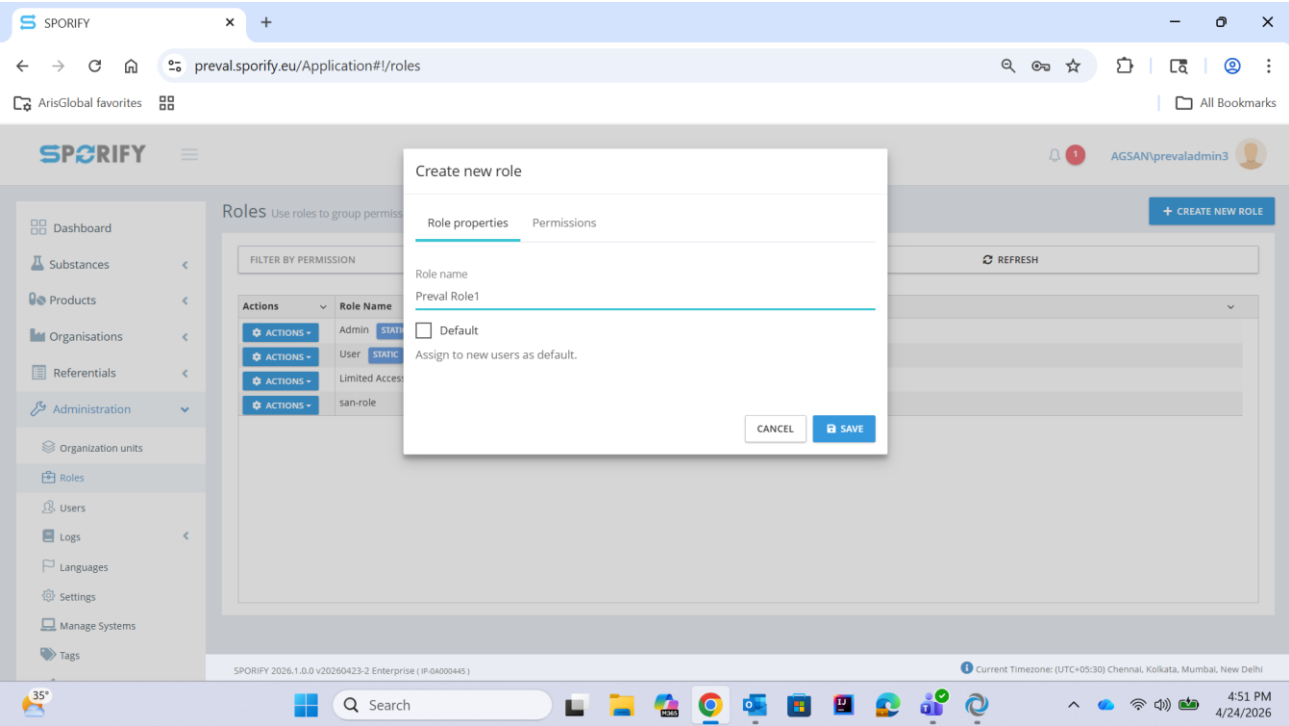
	Project	SPORIFY	Document Type	OQ Script
			Document Version	1.0
Document Name	AG_SPOR_2026.1.0.0_OQ_RoleManagement		Page	Page 11 of 55


Step No	Procedure Steps	Test Data	Expected Results	Actual Results	Test Status															
	 <p>The screenshot shows the SPORIFY web application interface. A 'Create new role' dialog box is open, displaying the 'Role properties' tab. The dialog includes a 'Role name' input field and a 'Default' checkbox with the label 'Assign to new users as default.'. Below the dialog, a table of existing roles is visible, with columns for 'Actions', 'Role Name', and 'State'. The table contains the following data:</p> <table border="1"> <thead> <tr> <th>Actions</th> <th>Role Name</th> <th>State</th> </tr> </thead> <tbody> <tr> <td>Admin</td> <td>Admin</td> <td>STATIC</td> </tr> <tr> <td>User</td> <td>User</td> <td>STATIC</td> </tr> <tr> <td>Limited Access</td> <td>Limited Access</td> <td>STATIC</td> </tr> <tr> <td>san-role</td> <td>san-role</td> <td>STATIC</td> </tr> </tbody> </table> <p>The background interface shows a sidebar with navigation options like Dashboard, Substances, Products, Organisations, Referentials, Administration, Organization units, Roles, Users, Logs, Languages, Settings, Manage Systems, and Tags. The main content area displays the 'Roles' management page with a 'FILTER BY PERMISSION' section and a '+ CREATE NEW ROLE' button. The browser address bar shows 'preval.sporify.eu/Application#/roles' and the user is logged in as 'AGSAN\prevaladmin3'. The system tray at the bottom shows the date and time as 4:47 PM on 4/24/2026.</p>					Actions	Role Name	State	Admin	Admin	STATIC	User	User	STATIC	Limited Access	Limited Access	STATIC	san-role	san-role	STATIC
Actions	Role Name	State																		
Admin	Admin	STATIC																		
User	User	STATIC																		
Limited Access	Limited Access	STATIC																		
san-role	san-role	STATIC																		

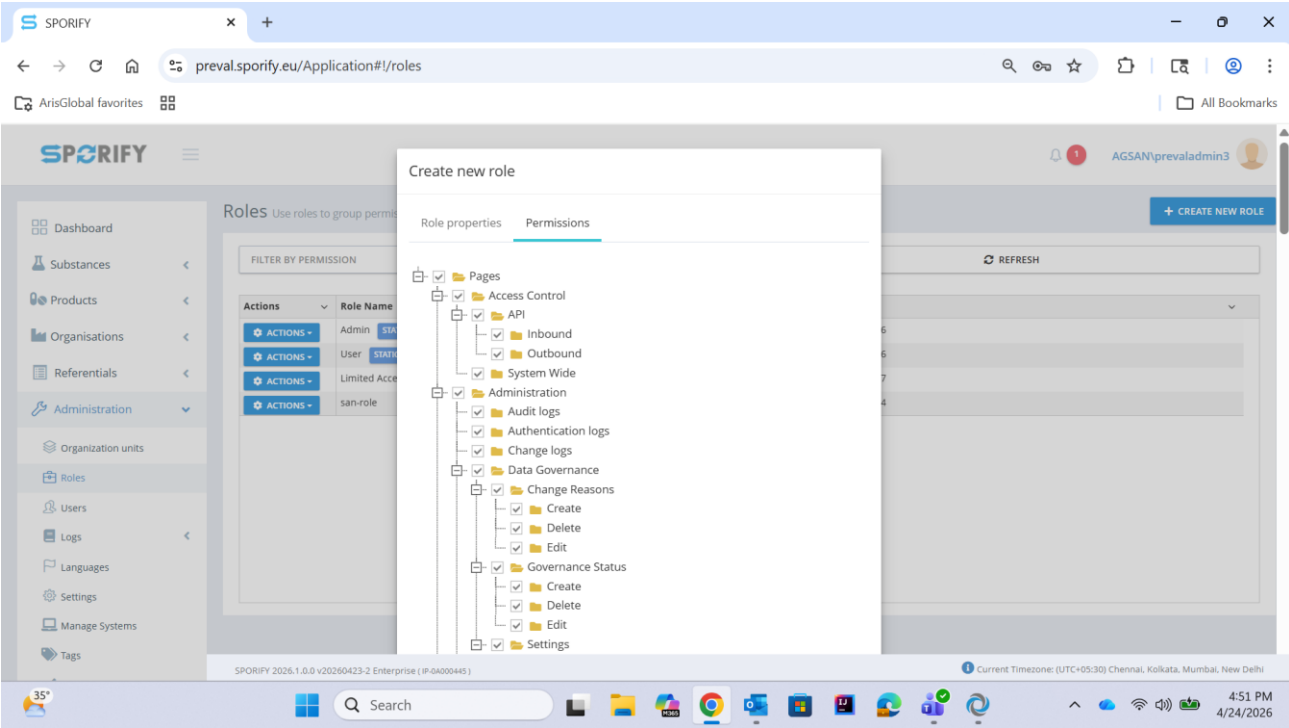
	<b>Project</b>	SPORIFY	<b>Document Type</b>	OQ Script
			<b>Document Version</b>	1.0
<b>Document Name</b>	AG_SPOR_2026.1.0.0_OQ_RoleManagement		<b>Page</b>	Page 12 of 55


Step No	Procedure Steps	Test Data	Expected Results	Actual Results	Test Status
Step 4	Enter the data as mentioned test data column finalize creation by clicking "Save". *PS*	Role Name: <OQ-Test-530415644> Default: disabled Permissions: all enabled	Role with all permissions is saved.	Role Name: Preval Role1 Default: disabled Permissions: all enabled  AE  Chandrashekar Naguvanahalli Shankaregowda 24 Apr 2026 at 04:56 PM	Passed

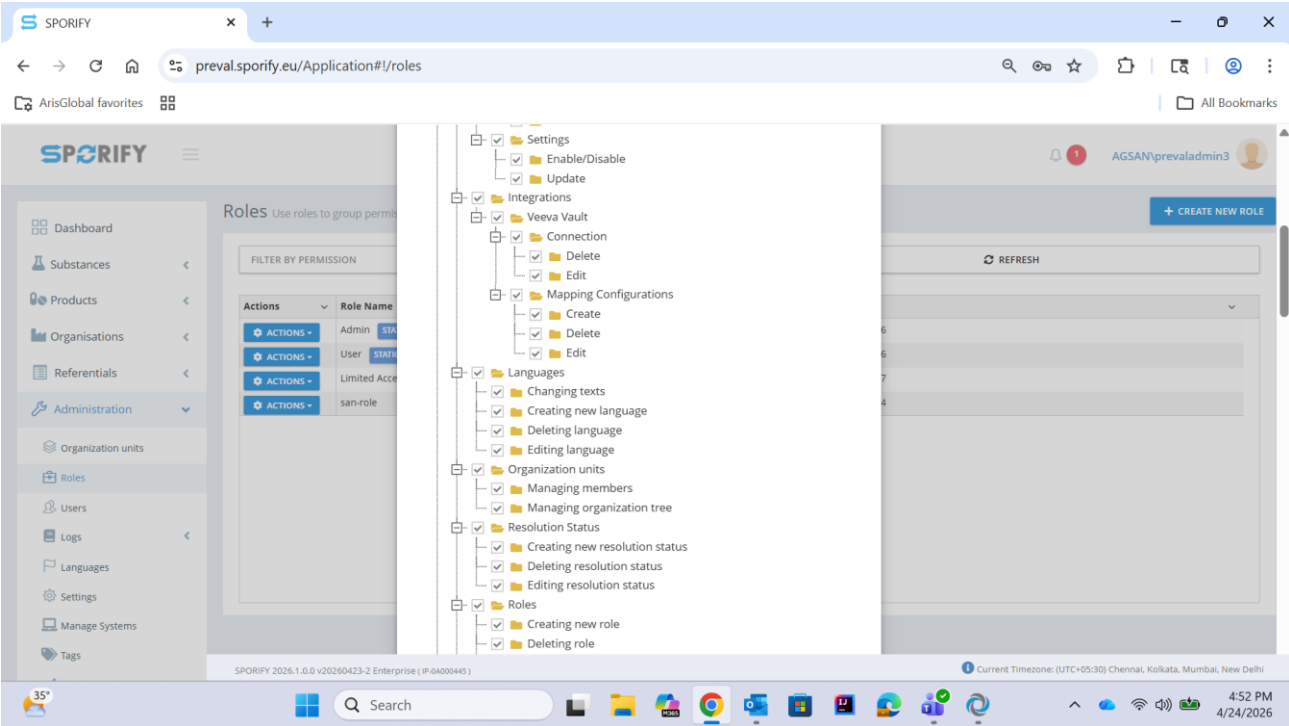
	Project	SPORIFY	Document Type	OQ Script
			Document Version	1.0
Document Name	AG_SPOR_2026.1.0.0_OQ_RoleManagement		Page	Page 13 of 55


Step No	Procedure Steps	Test Data	Expected Results	Actual Results	Test Status										
	 <p>The screenshot shows a web browser window with the URL 'preval.sporify.eu/Application#/roles'. A 'Create new role' modal is open, displaying the following details:</p> <ul style="list-style-type: none"> <li>Role name: Preval Role1</li> <li><input type="checkbox"/> Default</li> <li>Assign to new users as default.</li> </ul> <p>The background interface shows a table of existing roles:</p> <table border="1"> <thead> <tr> <th>Actions</th> <th>Role Name</th> </tr> </thead> <tbody> <tr> <td>Admin</td> <td>Admin</td> </tr> <tr> <td>User</td> <td>User</td> </tr> <tr> <td>Limited Access</td> <td>Limited Access</td> </tr> <tr> <td>san-role</td> <td>san-role</td> </tr> </tbody> </table>					Actions	Role Name	Admin	Admin	User	User	Limited Access	Limited Access	san-role	san-role
Actions	Role Name														
Admin	Admin														
User	User														
Limited Access	Limited Access														
san-role	san-role														

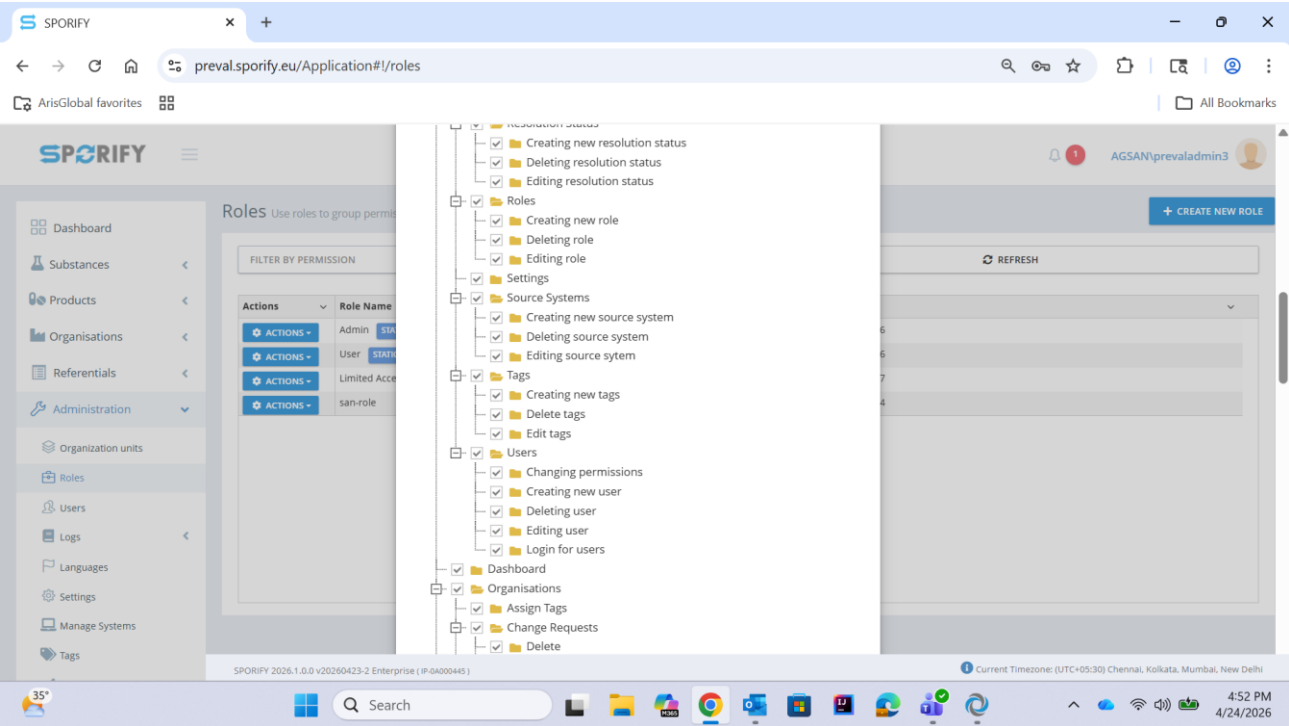
	Project	SPORIFY	Document Type	OQ Script
			Document Version	1.0
Document Name	AG_SPOR_2026.1.0.0_OQ_RoleManagement		Page	Page 14 of 55


Step No	Procedure Steps	Test Data	Expected Results	Actual Results	Test Status
					

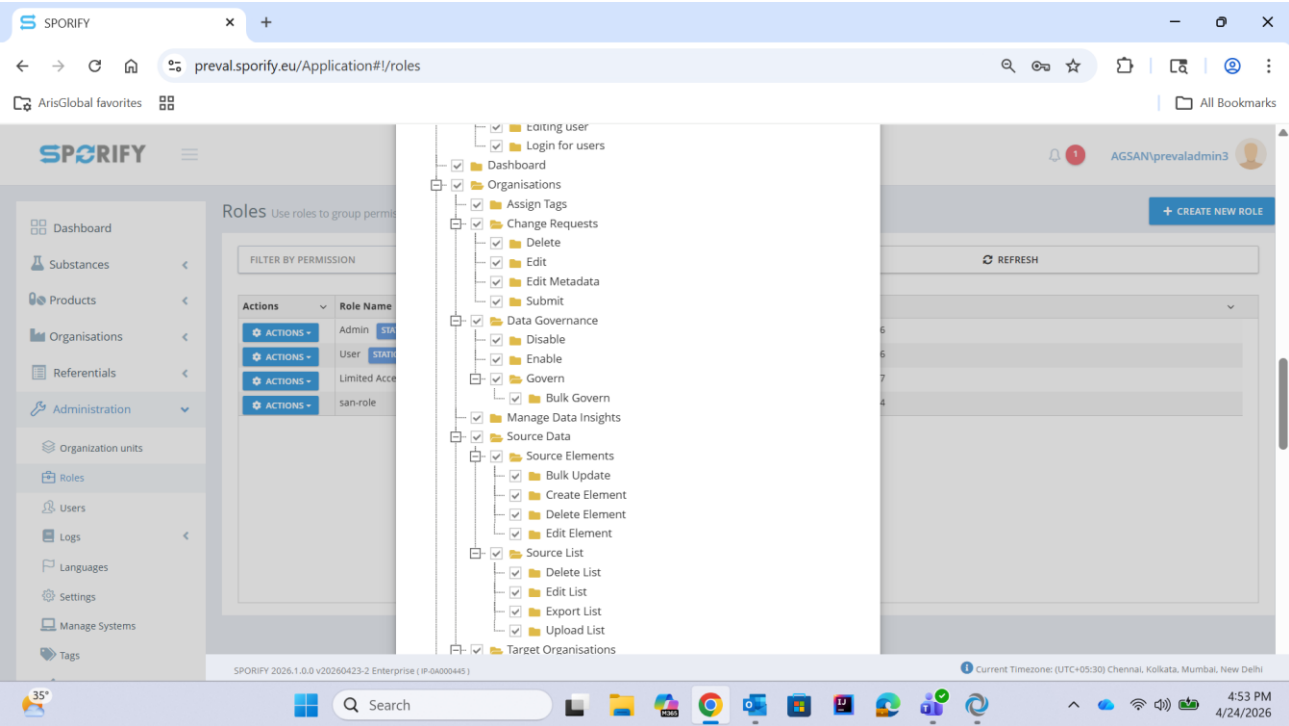
	Project	SPORIFY	Document Type	OQ Script
			Document Version	1.0
Document Name	AG_SPOR_2026.1.0.0_OQ_RoleManagement		Page	Page 15 of 55


Step No	Procedure Steps	Test Data	Expected Results	Actual Results	Test Status
					

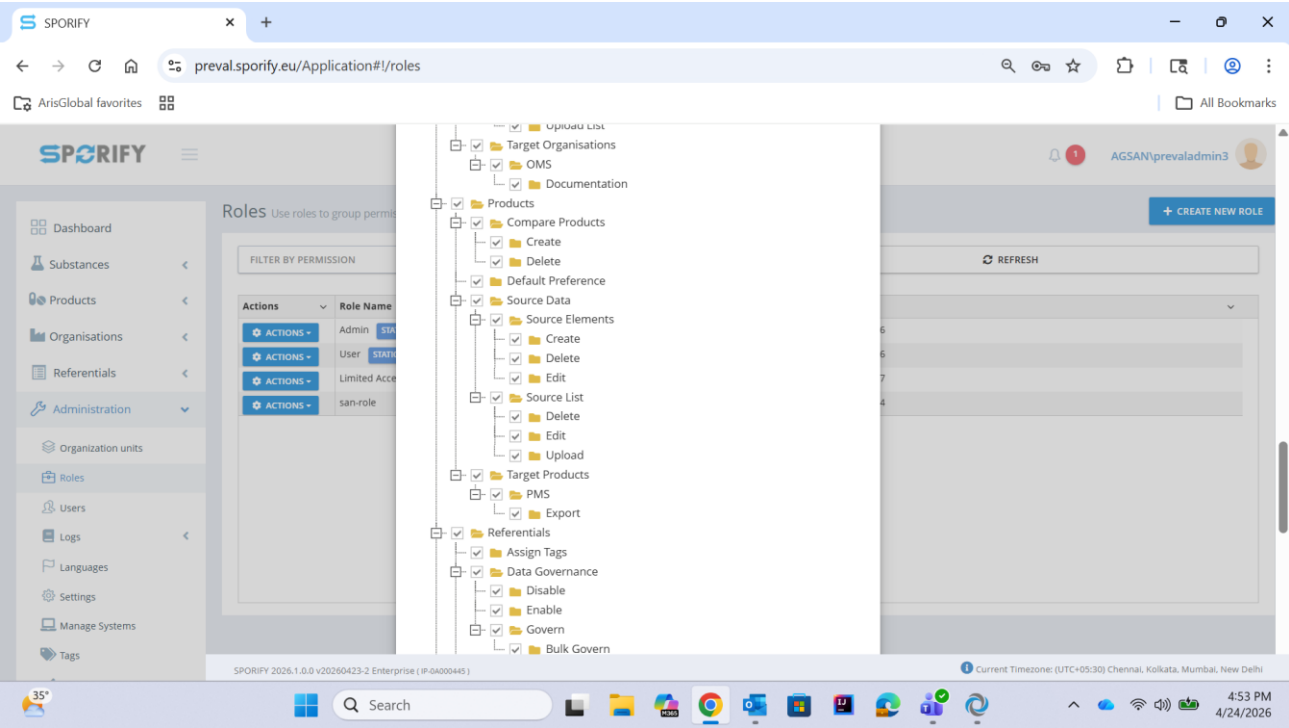
	Project	SPORIFY	Document Type	OQ Script
			Document Version	1.0
Document Name	AG_SPOR_2026.1.0.0_OQ_RoleManagement		Page	Page 16 of 55


Step No	Procedure Steps	Test Data	Expected Results	Actual Results	Test Status
					

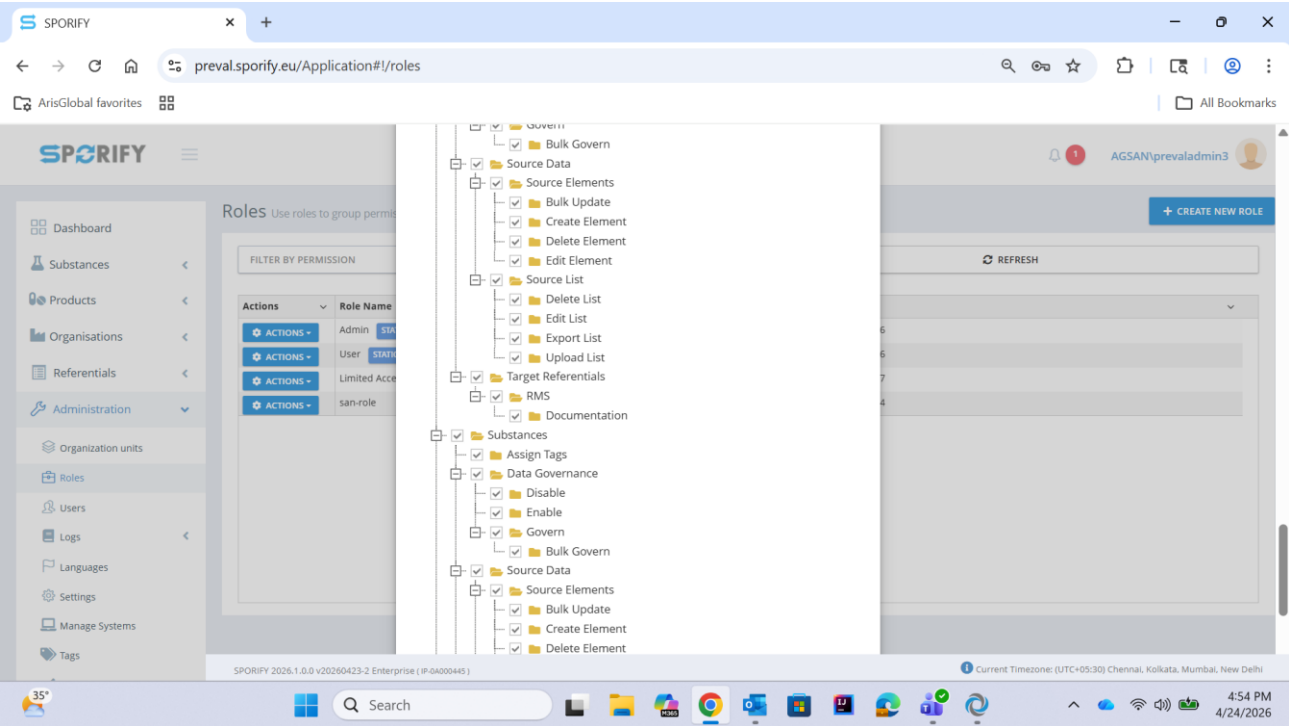
	Project	SPORIFY	Document Type	OQ Script
			Document Version	1.0
Document Name	AG_SPOR_2026.1.0.0_OQ_RoleManagement		Page	Page 17 of 55


Step No	Procedure Steps	Test Data	Expected Results	Actual Results	Test Status
					

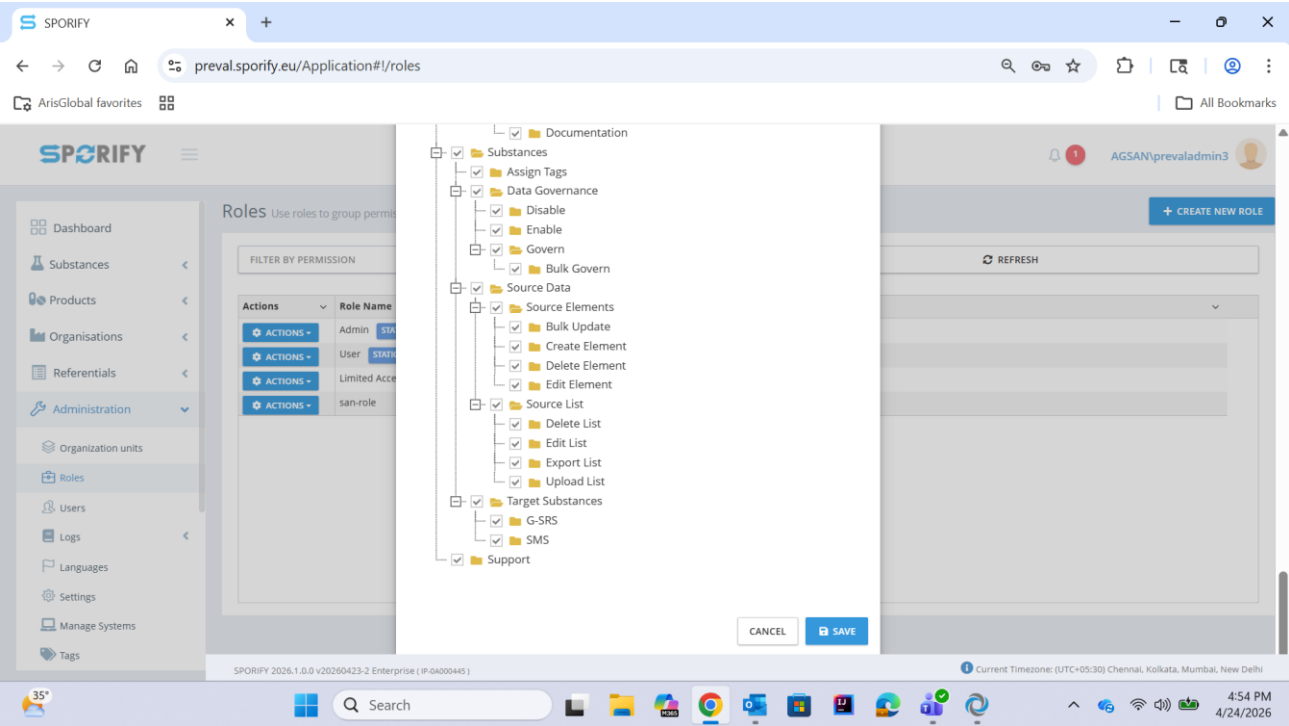
	Project	SPORIFY	Document Type	OQ Script
			Document Version	1.0
Document Name	AG_SPOR_2026.1.0.0_OQ_RoleManagement		Page	Page 18 of 55


Step No	Procedure Steps	Test Data	Expected Results	Actual Results	Test Status
					

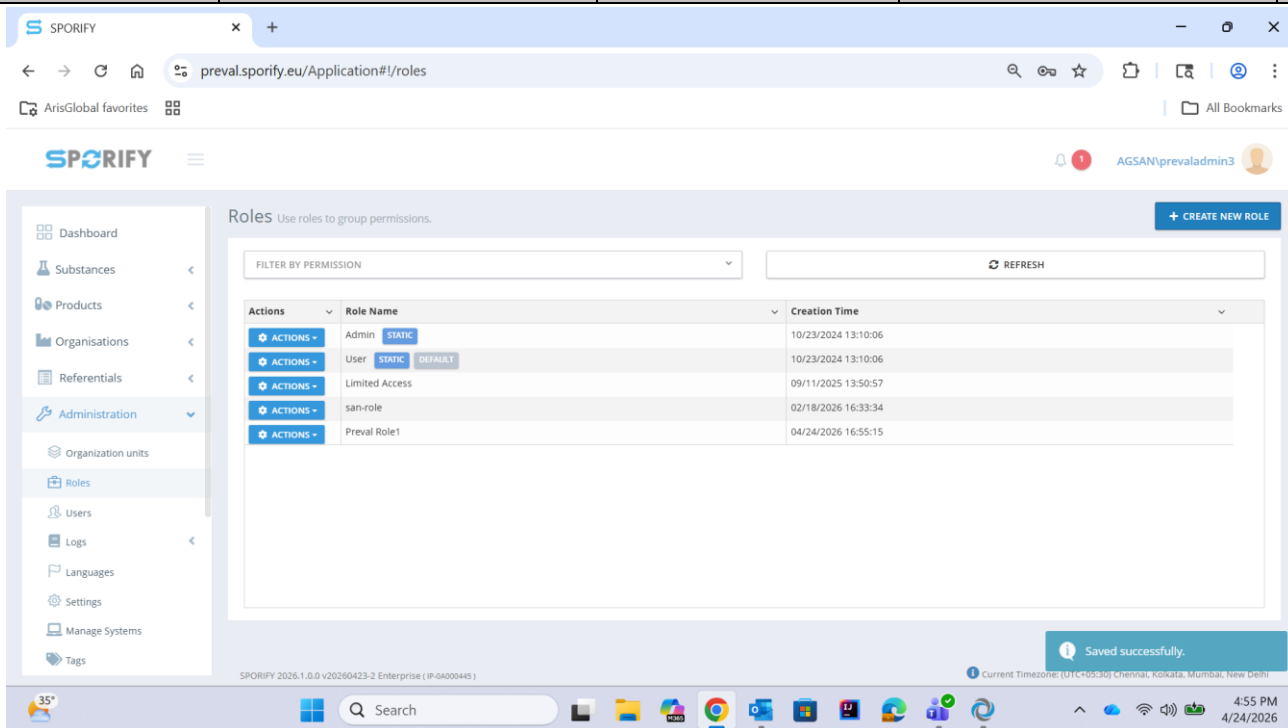
	Project	SPORIFY	Document Type	OQ Script
			Document Version	1.0
Document Name	AG_SPOR_2026.1.0.0_OQ_RoleManagement		Page	Page 19 of 55


Step No	Procedure Steps	Test Data	Expected Results	Actual Results	Test Status
					

	Project	SPORIFY	Document Type	OQ Script
			Document Version	1.0
Document Name	AG_SPOR_2026.1.0.0_OQ_RoleManagement		Page	Page 20 of 55

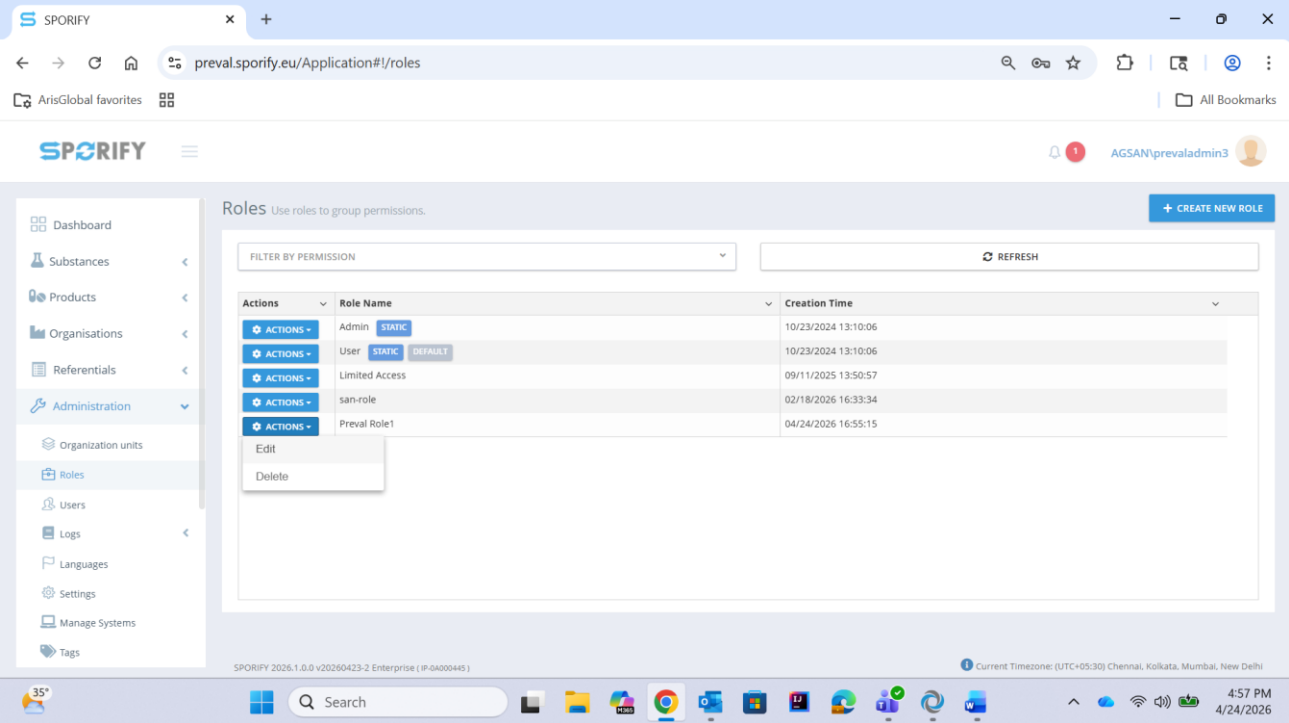
Step No	Procedure Steps	Test Data	Expected Results	Actual Results	Test Status
					

	Project	SPORIFY	Document Type	OQ Script
			Document Version	1.0
Document Name	AG_SPOR_2026.1.0.0_OQ_RoleManagement		Page	Page 21 of 55

Step No	Procedure Steps	Test Data	Expected Results	Actual Results	Test Status																		
	 <p>The screenshot shows the SPORIFY Roles management page. The browser address bar is 'preval.sporify.eu/Application#/roles'. The page title is 'Roles Use roles to group permissions.' There is a '+ CREATE NEW ROLE' button. A table lists roles with columns for Actions, Role Name, and Creation Time. A notification at the bottom says 'Saved successfully.' The system tray shows the date and time as 4:55 PM on 4/24/2026.</p> <table border="1"> <thead> <tr> <th>Actions</th> <th>Role Name</th> <th>Creation Time</th> </tr> </thead> <tbody> <tr> <td>Admin</td> <td>Admin</td> <td>10/23/2024 13:10:06</td> </tr> <tr> <td>User</td> <td>User</td> <td>10/23/2024 13:10:06</td> </tr> <tr> <td>Limited Access</td> <td>Limited Access</td> <td>09/11/2025 13:50:57</td> </tr> <tr> <td>san-role</td> <td>san-role</td> <td>02/18/2026 16:33:34</td> </tr> <tr> <td>Preval Role1</td> <td>Preval Role1</td> <td>04/24/2026 16:55:15</td> </tr> </tbody> </table>					Actions	Role Name	Creation Time	Admin	Admin	10/23/2024 13:10:06	User	User	10/23/2024 13:10:06	Limited Access	Limited Access	09/11/2025 13:50:57	san-role	san-role	02/18/2026 16:33:34	Preval Role1	Preval Role1	04/24/2026 16:55:15
Actions	Role Name	Creation Time																					
Admin	Admin	10/23/2024 13:10:06																					
User	User	10/23/2024 13:10:06																					
Limited Access	Limited Access	09/11/2025 13:50:57																					
san-role	san-role	02/18/2026 16:33:34																					
Preval Role1	Preval Role1	04/24/2026 16:55:15																					

	Project	SPORIFY	Document Type	OQ Script
			Document Version	1.0
Document Name	AG_SPOR_2026.1.0.0_OQ_RoleManagement		Page	Page 22 of 55


Step No	Procedure Steps	Test Data	Expected Results	Actual Results	Test Status
Step 5	FR_ADM_USR_022: Click "Edit" on the "Actions" Button for the role as mentioned in test data column to edit. *PS*	Role Name: <OQ-Test-530415644>	Edit role Modal dialog to edit the selected role appears	Role Name: Preval Role1  AE  Chandrashekar Naguvanahalli Shankaregowda 24 Apr 2026 at 04:58 PM	Passed

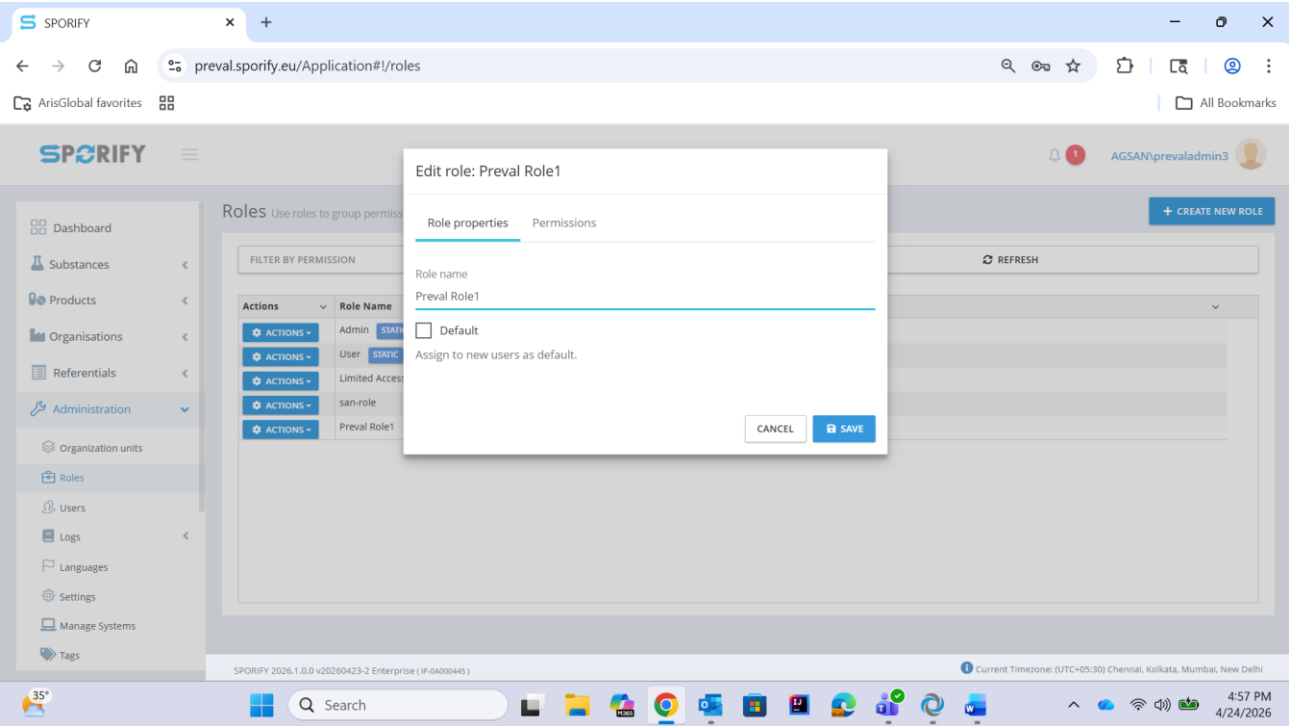



The screenshot shows the SPORIFY web application interface. The browser address bar displays 'preval.sporify.eu/Application#/1/roles'. The application header includes the SPORIFY logo and a user profile for 'AGSAN\prevaladmin3'. The main content area is titled 'Roles' and includes a 'CREATE NEW ROLE' button. A table lists the following roles:

Actions	Role Name	Creation Time
Admin	Admin	10/23/2024 13:10:06
User	User	10/23/2024 13:10:06
Limited Access	Limited Access	09/11/2025 13:50:57
san-role	san-role	02/18/2026 16:33:34
Preval Role1	Preval Role1	04/24/2026 16:55:15


The 'Preval Role1' row is selected, and an 'Edit' modal dialog is open over it. The system tray at the bottom shows the date and time as '4:57 PM 4/24/2026'.

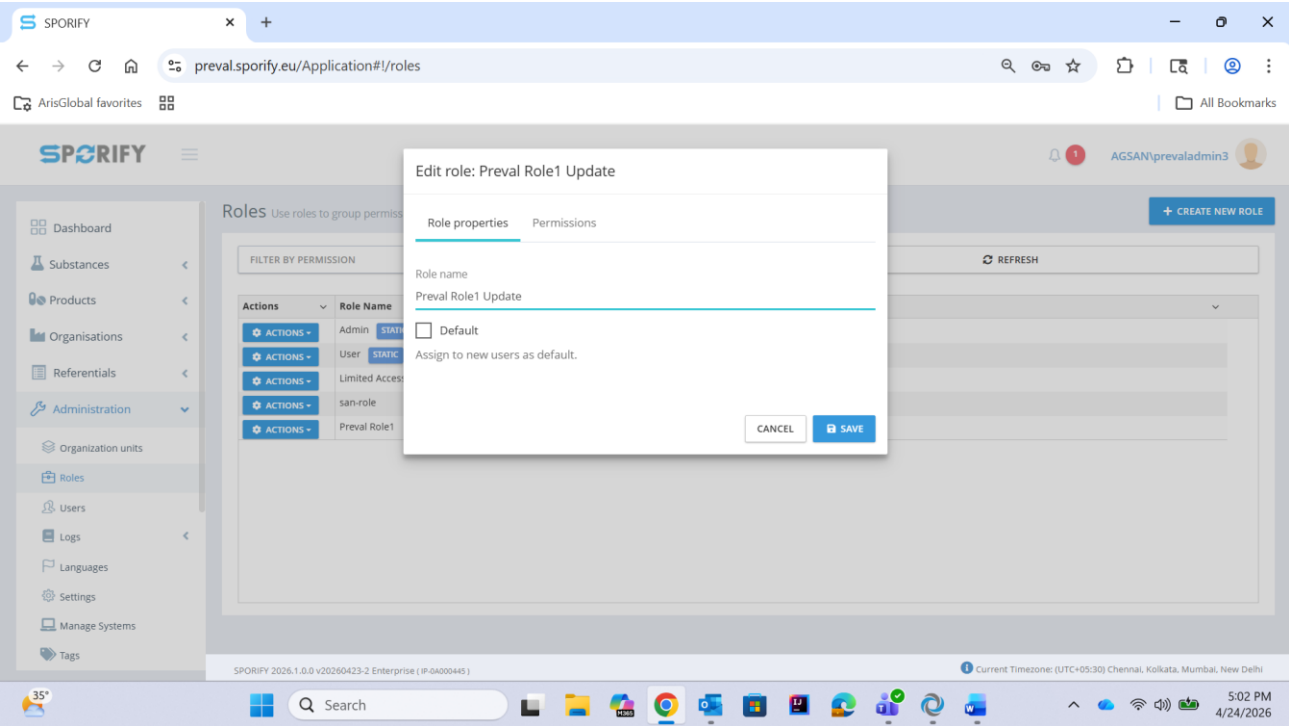
	Project	SPORIFY	Document Type	OQ Script
			Document Version	1.0
Document Name	AG_SPOR_2026.1.0.0_OQ_RoleManagement		Page	Page 23 of 55


Step No	Procedure Steps	Test Data	Expected Results	Actual Results	Test Status																		
	 <p>The screenshot shows the SPORIFY web application interface. A modal dialog titled "Edit role: Preval Role1" is open, displaying the "Role properties" tab. The role name is "Preval Role1". There is an unchecked checkbox labeled "Default" with the text "Assign to new users as default." Below the dialog, a table lists roles with columns for "Actions", "Role Name", and "State".</p> <table border="1"> <thead> <tr> <th>Actions</th> <th>Role Name</th> <th>State</th> </tr> </thead> <tbody> <tr> <td>ACTIONS -</td> <td>Admin</td> <td>STATIC</td> </tr> <tr> <td>ACTIONS -</td> <td>User</td> <td>STATIC</td> </tr> <tr> <td>ACTIONS -</td> <td>Limited Access</td> <td></td> </tr> <tr> <td>ACTIONS -</td> <td>san-role</td> <td></td> </tr> <tr> <td>ACTIONS -</td> <td>Preval Role1</td> <td></td> </tr> </tbody> </table>					Actions	Role Name	State	ACTIONS -	Admin	STATIC	ACTIONS -	User	STATIC	ACTIONS -	Limited Access		ACTIONS -	san-role		ACTIONS -	Preval Role1	
Actions	Role Name	State																					
ACTIONS -	Admin	STATIC																					
ACTIONS -	User	STATIC																					
ACTIONS -	Limited Access																						
ACTIONS -	san-role																						
ACTIONS -	Preval Role1																						

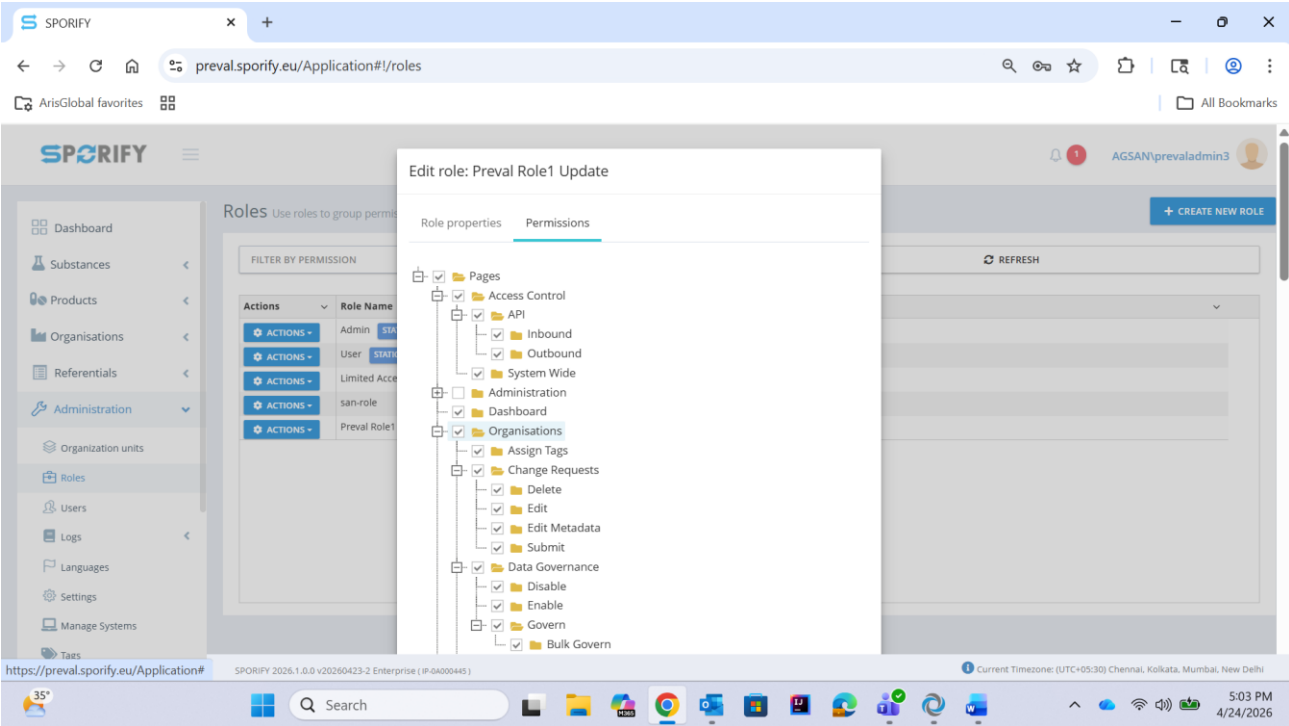
	Project	SPORIFY	Document Type	OQ Script
			Document Version	1.0
Document Name	AG_SPOR_2026.1.0.0_OQ_RoleManagement		Page	Page 24 of 55


Step No	Procedure Steps	Test Data	Expected Results	Actual Results	Test Status
Step 6	FR_ADM_USR_018: Rename Role Name and update the permissions as mentioned in test data column. Click on "Save". *PS*	Role name: <OQ-Test-530415644_edit> Permissions: Pages - selected Access Control (root level and all child level permissions) Administration - unselected Dashboard - selected Orgnaisations - selected (root level and all child level permissions) Products – selected (root level and all child level permissions) Referentials - unselected Substances – unselected Support - unselected	The role name is renamed and permissions are updated as mentioned in test data column	Role name: Preval Role1 Update Permissions: Pages - selected Access Control (root level and all child level permissions) Administration - unselected Dashboard - selected Orgnaisations - selected (root level and all child level permissions) Products – selected (root level and all child level permissions) Referentials - unselected Substances – unselected Support - unselected  AE  Chandrashekar Naguvanahalli Shankaregowda 24 Apr 2026 at 05:06 PM	Passed

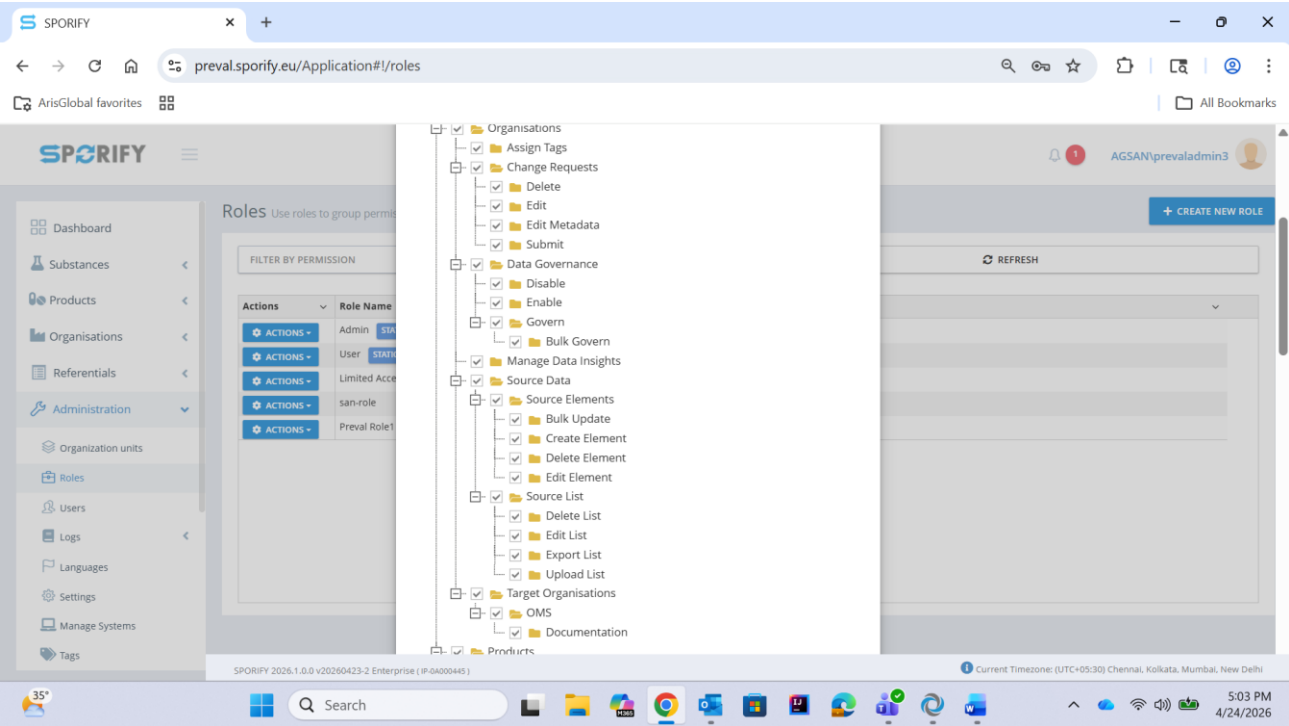
	Project	SPORIFY	Document Type	OQ Script
			Document Version	1.0
Document Name	AG_SPOR_2026.1.0.0_OQ_RoleManagement		Page	Page 25 of 55


Step No	Procedure Steps	Test Data	Expected Results	Actual Results	Test Status																		
	 <p>The screenshot shows the SPORIFY web application interface. A modal dialog titled "Edit role: Preval Role1 Update" is open, displaying the "Role properties" tab. The role name is "Preval Role1 Update" and the "Default" checkbox is unchecked. The background shows a table of roles with columns "Actions", "Role Name", and "State".</p> <table border="1"> <thead> <tr> <th>Actions</th> <th>Role Name</th> <th>State</th> </tr> </thead> <tbody> <tr> <td>Admin</td> <td>Admin</td> <td>STATIC</td> </tr> <tr> <td>User</td> <td>User</td> <td>STATIC</td> </tr> <tr> <td>Limited Access</td> <td>Limited Access</td> <td>STATIC</td> </tr> <tr> <td>san-role</td> <td>san-role</td> <td>STATIC</td> </tr> <tr> <td>Preval Role1</td> <td>Preval Role1</td> <td>STATIC</td> </tr> </tbody> </table>					Actions	Role Name	State	Admin	Admin	STATIC	User	User	STATIC	Limited Access	Limited Access	STATIC	san-role	san-role	STATIC	Preval Role1	Preval Role1	STATIC
Actions	Role Name	State																					
Admin	Admin	STATIC																					
User	User	STATIC																					
Limited Access	Limited Access	STATIC																					
san-role	san-role	STATIC																					
Preval Role1	Preval Role1	STATIC																					

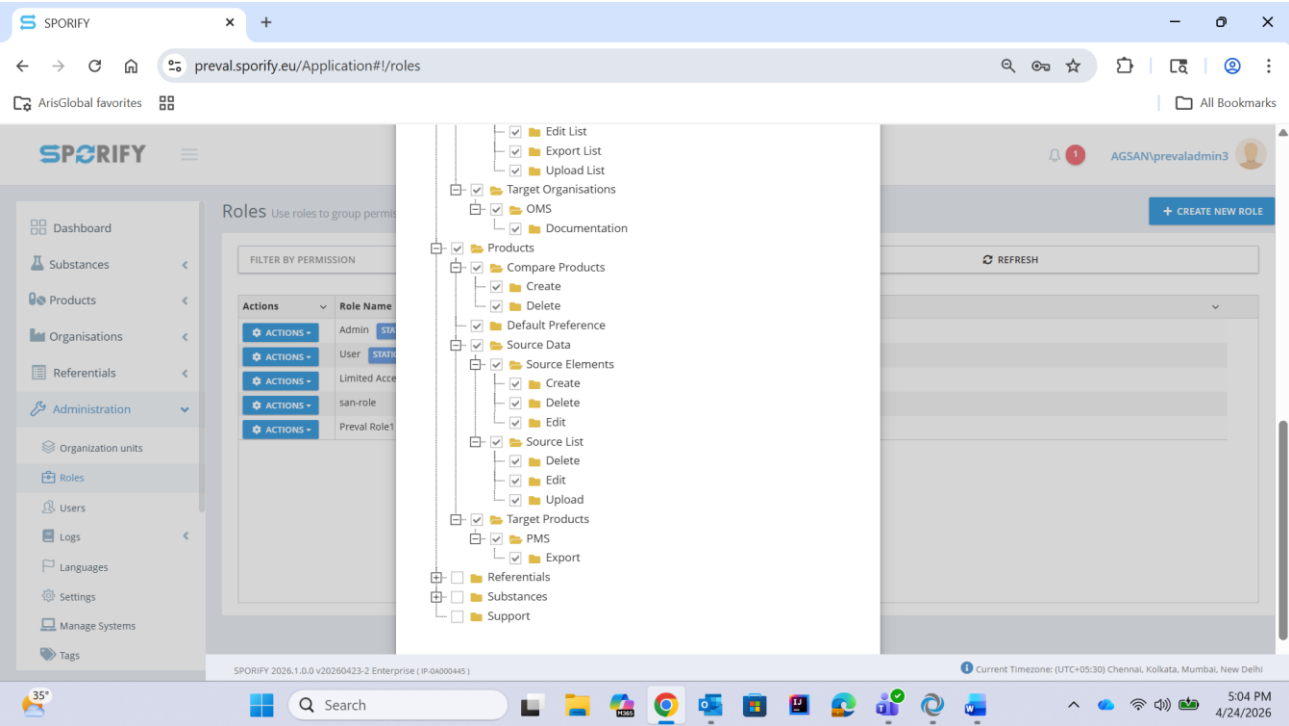
	Project	SPORIFY	Document Type	OQ Script
			Document Version	1.0
Document Name	AG_SPOR_2026.1.0.0_OQ_RoleManagement		Page	Page 26 of 55


Step No	Procedure Steps	Test Data	Expected Results	Actual Results	Test Status
					

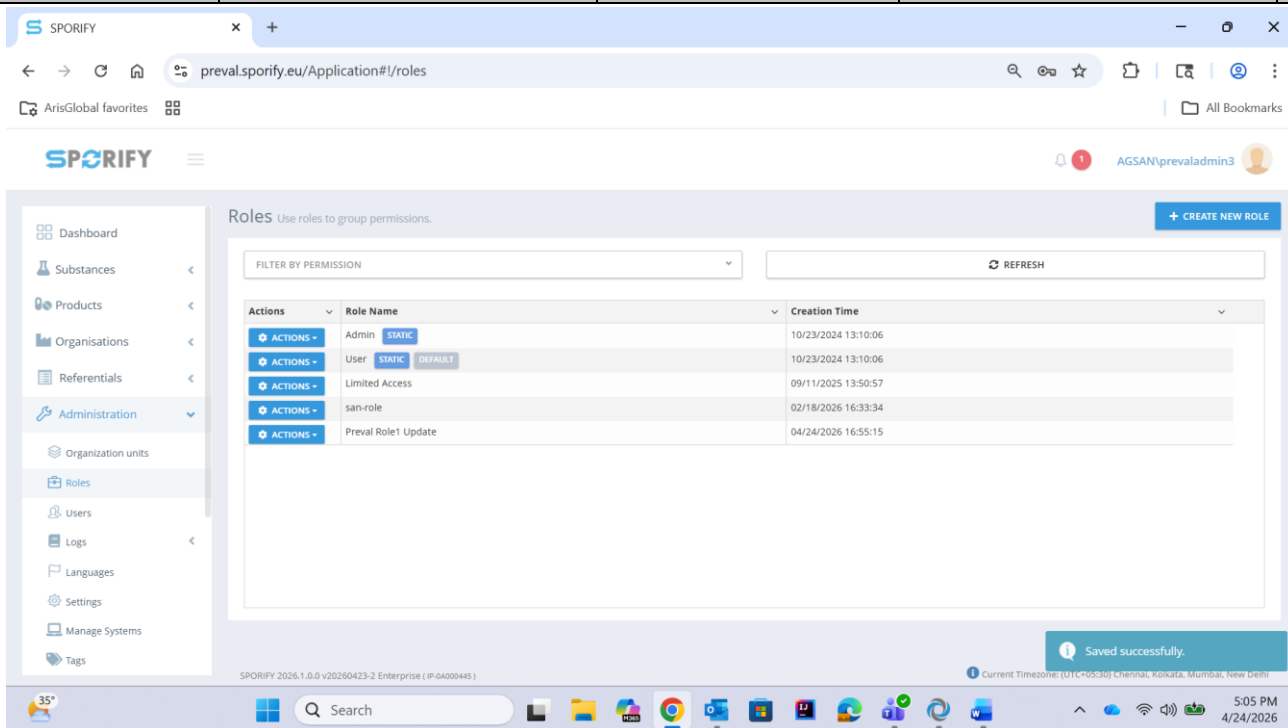
	Project	SPORIFY	Document Type	OQ Script
			Document Version	1.0
Document Name	AG_SPOR_2026.1.0.0_OQ_RoleManagement		Page	Page 27 of 55


Step No	Procedure Steps	Test Data	Expected Results	Actual Results	Test Status
					

	Project	SPORIFY	Document Type	OQ Script
			Document Version	1.0
Document Name	AG_SPOR_2026.1.0.0_OQ_RoleManagement		Page	Page 28 of 55

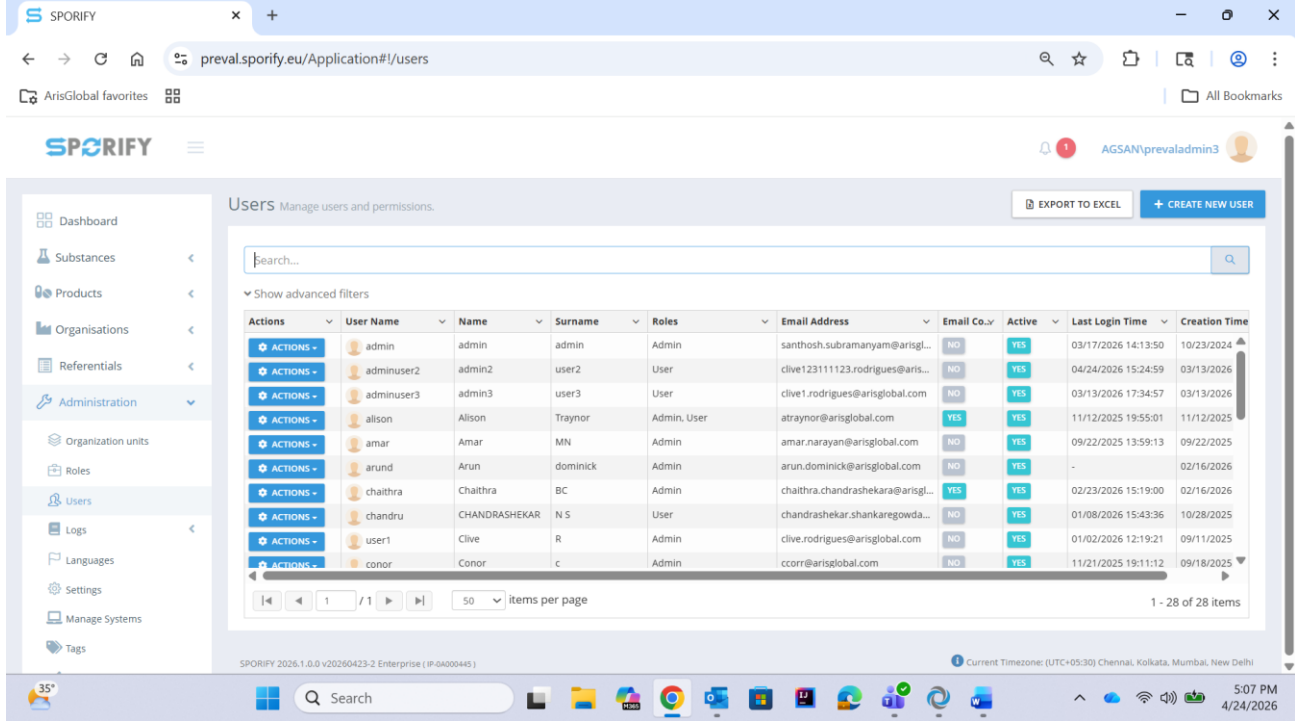
Step No	Procedure Steps	Test Data	Expected Results	Actual Results	Test Status
					

	Project	SPORIFY	Document Type	OQ Script
			Document Version	1.0
Document Name	AG_SPOR_2026.1.0.0_OQ_RoleManagement		Page	Page 29 of 55

Step No	Procedure Steps	Test Data	Expected Results	Actual Results	Test Status																		
	 <p>The screenshot displays the 'Roles' management page in the SPORIFY application. The page title is 'Roles' with a subtitle 'Use roles to group permissions.' and a '+ CREATE NEW ROLE' button. A 'FILTER BY PERMISSION' dropdown and a 'REFRESH' button are located at the top of the table area. The table lists the following roles:</p> <table border="1"> <thead> <tr> <th>Actions</th> <th>Role Name</th> <th>Creation Time</th> </tr> </thead> <tbody> <tr> <td>Admin</td> <td>Admin</td> <td>10/23/2024 13:10:06</td> </tr> <tr> <td>User</td> <td>User</td> <td>10/23/2024 13:10:06</td> </tr> <tr> <td>Limited Access</td> <td>Limited Access</td> <td>09/11/2025 13:50:57</td> </tr> <tr> <td>san-role</td> <td>san-role</td> <td>02/18/2026 16:33:34</td> </tr> <tr> <td>Preval Role1 Update</td> <td>Preval Role1 Update</td> <td>04/24/2026 16:55:15</td> </tr> </tbody> </table> <p>A 'Saved successfully.' notification is visible at the bottom right of the interface. The footer of the application shows 'SPORIFY 2026.1.0.0 v20260423-2 Enterprise (IP: 6400445)' and the current time zone is '(GMT+05:30) Chennai, Kolkata, Mumbai, New Delhi'. The Windows taskbar at the bottom shows the date and time as 5:05 PM on 4/24/2026.</p>					Actions	Role Name	Creation Time	Admin	Admin	10/23/2024 13:10:06	User	User	10/23/2024 13:10:06	Limited Access	Limited Access	09/11/2025 13:50:57	san-role	san-role	02/18/2026 16:33:34	Preval Role1 Update	Preval Role1 Update	04/24/2026 16:55:15
Actions	Role Name	Creation Time																					
Admin	Admin	10/23/2024 13:10:06																					
User	User	10/23/2024 13:10:06																					
Limited Access	Limited Access	09/11/2025 13:50:57																					
san-role	san-role	02/18/2026 16:33:34																					
Preval Role1 Update	Preval Role1 Update	04/24/2026 16:55:15																					


	Project	SPORIFY	Document Type	OQ Script
			Document Version	1.0
Document Name	AG_SPOR_2026.1.0.0_OQ_RoleManagement		Page	Page 30 of 55

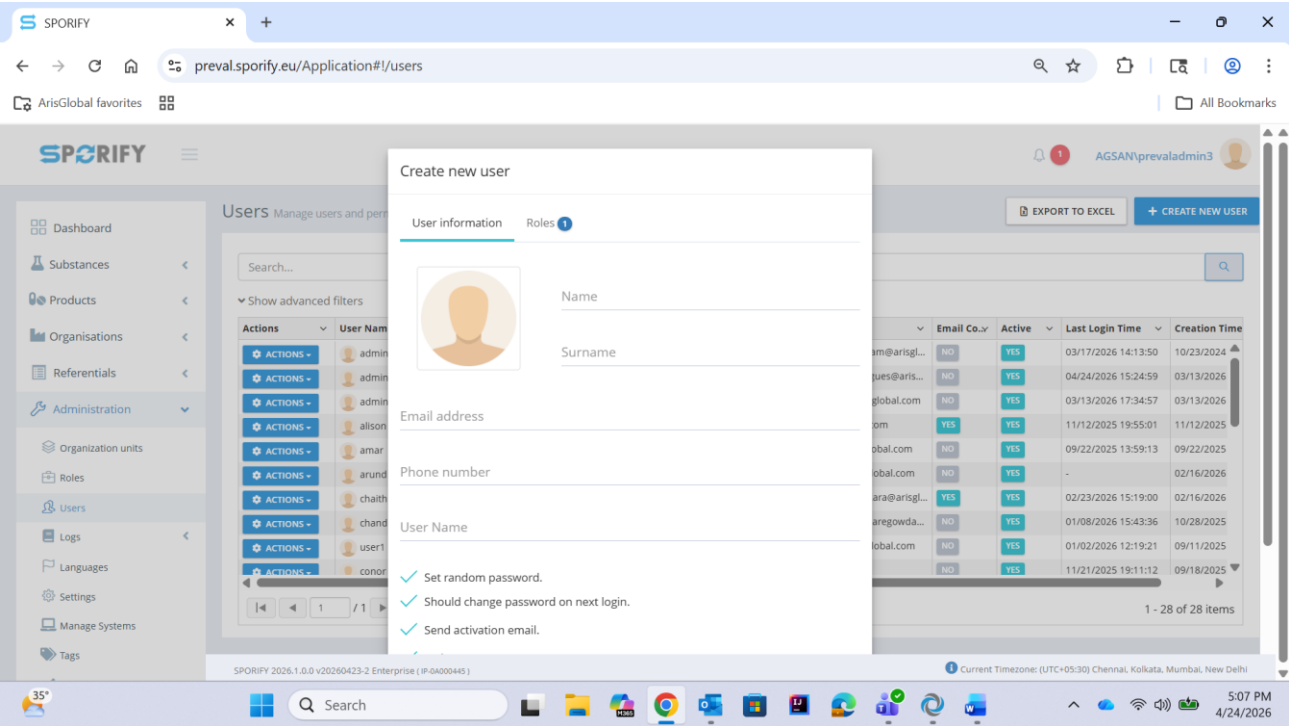
Step No	Procedure Steps	Test Data	Expected Results	Actual Results	Test Status
Step 7	Navigate to Administration >> Users and Click button "Create New User". *PS*	NA	Create new user Modal dialog is displayed with two tabs.	AE  Chandrashekar Naguvanahalli Shankaregowda 24 Apr 2026 at 05:09 PM	Passed




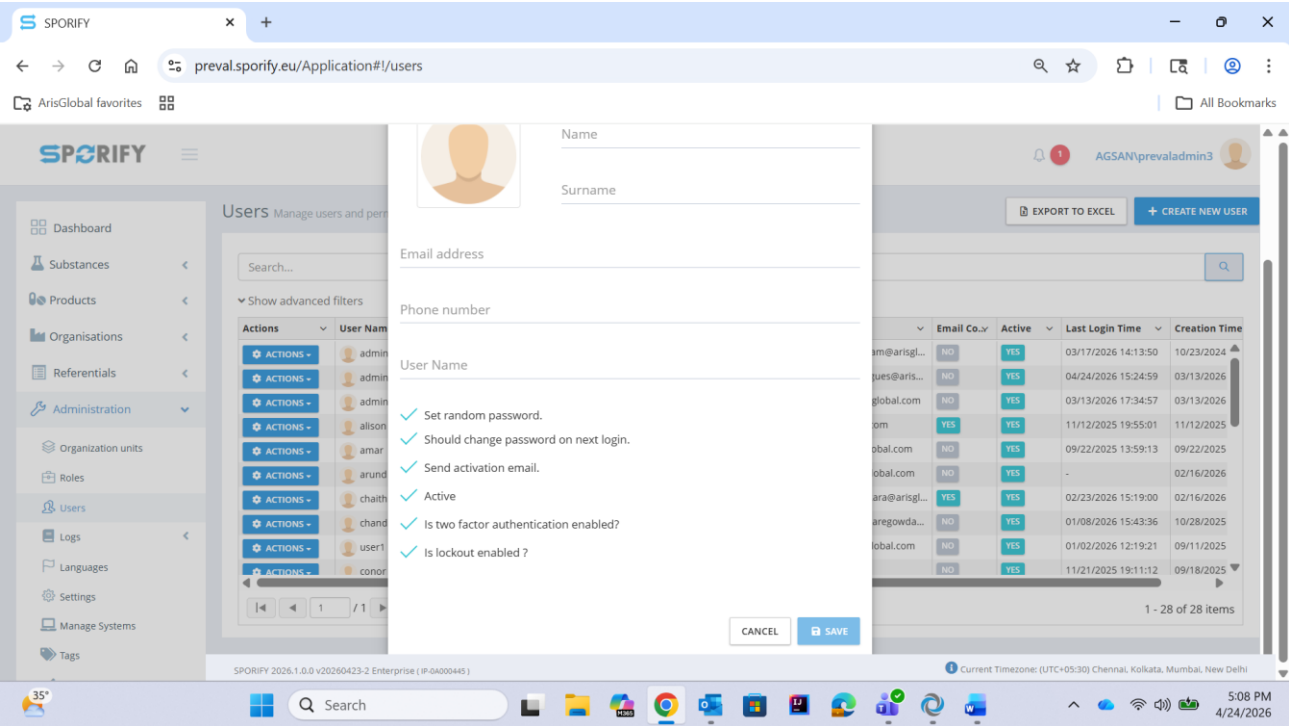
The screenshot shows the SPORIFY web application interface. The main content area is titled "Users" and contains a table of user records. The table has the following columns: Actions, User Name, Name, Surname, Roles, Email Address, Email Co., Active, Last Login Time, and Creation Time. The data rows are as follows:


Actions	User Name	Name	Surname	Roles	Email Address	Email Co.	Active	Last Login Time	Creation Time
ACTIONS -	admin	admin	admin	Admin	santhosh.subramanyam@arisgl...	NO	YES	03/17/2026 14:13:50	10/23/2024
ACTIONS -	adminuser2	admin2	user2	User	clive12311123.rodrigues@aris...	NO	YES	04/24/2026 15:24:59	03/13/2026
ACTIONS -	adminuser3	admin3	user3	User	clive1.rodrigues@arisglobal.com	NO	YES	03/13/2026 17:34:57	03/13/2026
ACTIONS -	alison	Allison	Traynor	Admin, User	atraynor@arisglobal.com	YES	YES	11/12/2025 19:55:01	11/12/2025
ACTIONS -	amar	Amar	MN	Admin	amar.narayan@arisglobal.com	NO	YES	09/22/2025 13:59:13	09/22/2025
ACTIONS -	arund	Arun	dominick	Admin	arun.dominick@arisglobal.com	NO	YES	-	02/16/2026
ACTIONS -	chaithra	Chaithra	BC	Admin	chaithra.chandrashekara@arisgl...	YES	YES	02/23/2026 15:19:00	02/16/2026
ACTIONS -	chandru	CHANDRASHEKAR	N S	User	chandrashekar.shankaregowda...	NO	YES	01/08/2026 15:43:36	10/28/2025
ACTIONS -	user1	Clive	R	Admin	clive.rodrigues@arisglobal.com	NO	YES	01/02/2026 12:19:21	09/11/2025
ACTIONS -	conor	Conor	c	Admin	ccorr@arisglobal.com	NO	YES	11/21/2025 19:11:12	09/18/2025

	Project	SPORIFY	Document Type	OQ Script
			Document Version	1.0
Document Name	AG_SPOR_2026.1.0.0_OQ_RoleManagement		Page	Page 31 of 55


Step No	Procedure Steps	Test Data	Expected Results	Actual Results	Test Status
					

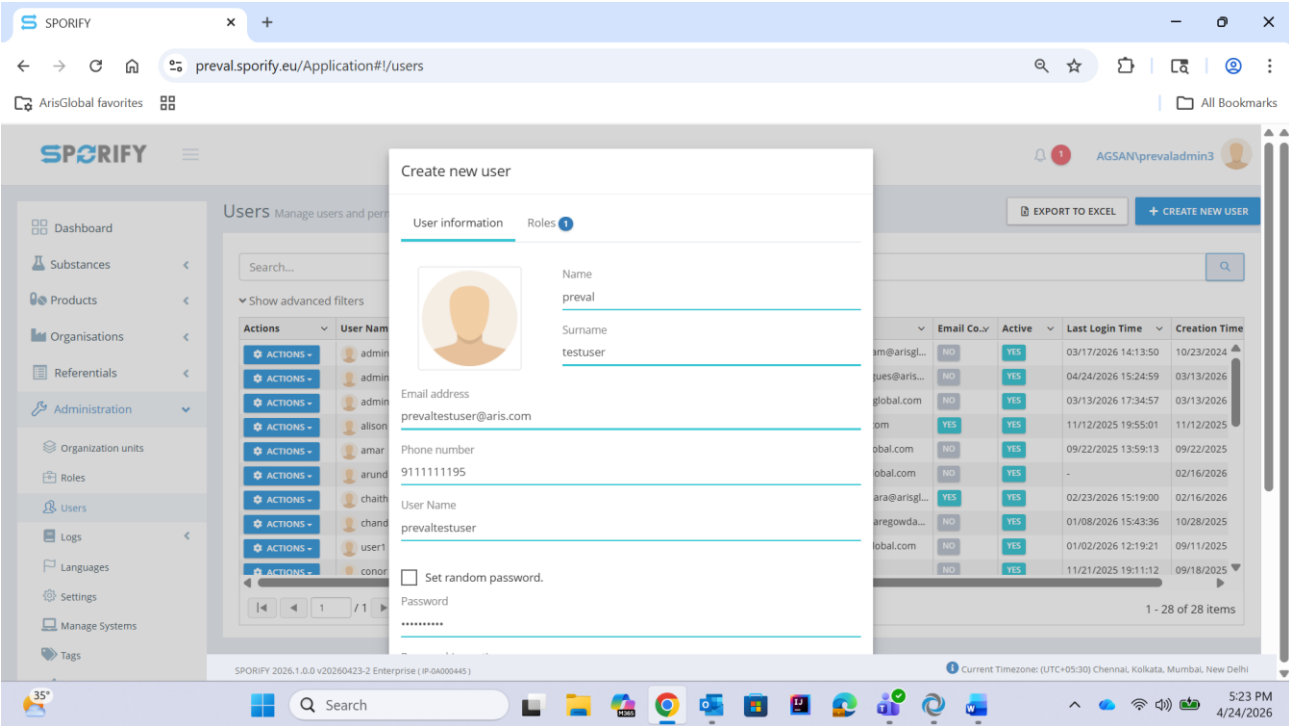
	Project	SPORIFY	Document Type	OQ Script
			Document Version	1.0
Document Name	AG_SPOR_2026.1.0.0_OQ_RoleManagement		Page	Page 32 of 55


Step No	Procedure Steps	Test Data	Expected Results	Actual Results	Test Status
					

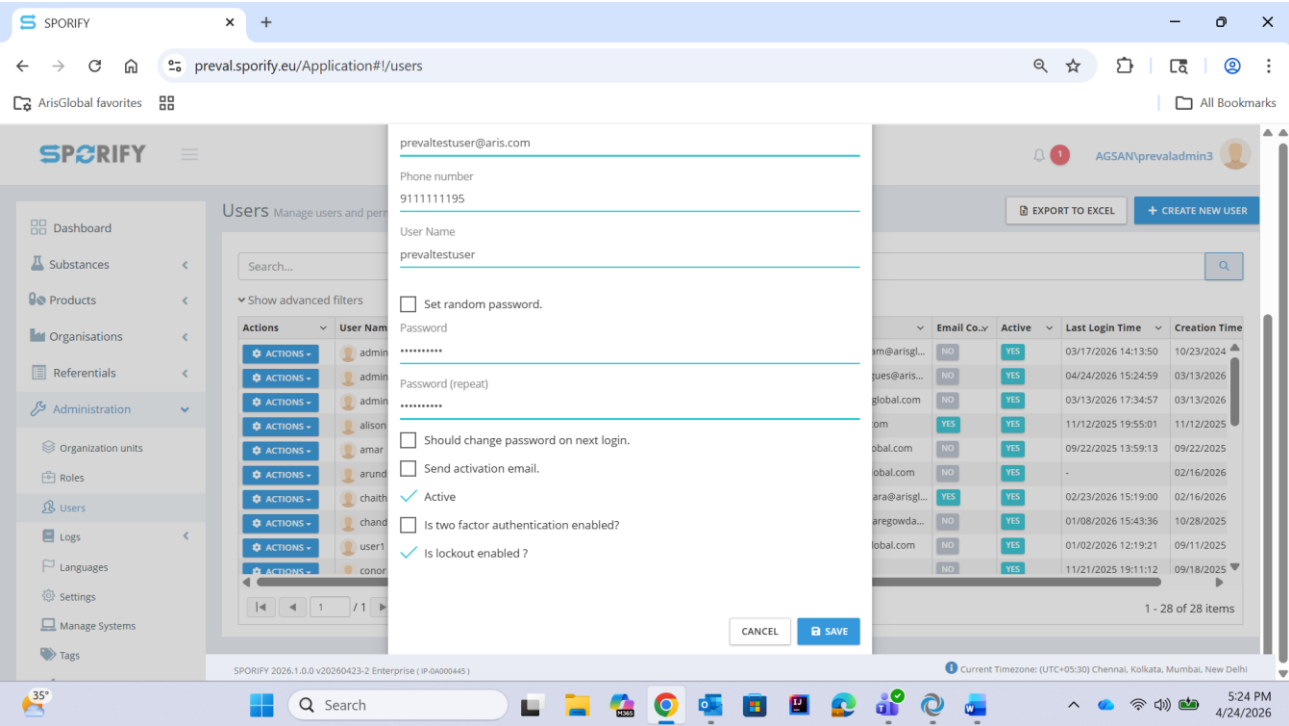
	Project	SPORIFY	Document Type	OQ Script
			Document Version	1.0
Document Name	AG_SPOR_2026.1.0.0_OQ_RoleManagement		Page	Page 33 of 55


Step No	Procedure Steps	Test Data	Expected Results	Actual Results	Test Status
Step 8	FR_ADM_USR_011: Create User by entering the details and select the role as in test data column and click on "Save". *PS*	Name: <OQ-Test-Name-5304145655> Surname: <OQ-Test-Surname-5304145655> Email address: <valid email address> User Name: <OQTestUserName> Options: Option "Set random password" is unselect Password: <valid password> Password (repeat): <valid password> Option "Should change password on next login" is unselect Option "Send activation email" is unselect Option "Active" is on Option "Is two factor authentication enabled?" is unselect Option "Is lockout enabled?" is on Roles: <OQ-Test-530415644_edit>	User account is created	Name: preval Surname: testuser Email address: prevaltestuser@aris.com User Name: prevaltestuser Options: Option "Set random password" is unselect Option "Should change password on next login" is unselect Option "Send activation email" is unselect Option "Active" is on Option "Is two factor authentication enabled?" is unselect Option "Is lockout enabled?" is on Roles: Preval Role1 Update  AE  Chandrashekar Naguvanahalli Shankaregowda 24 Apr 2026 at 05:27 PM	Passed

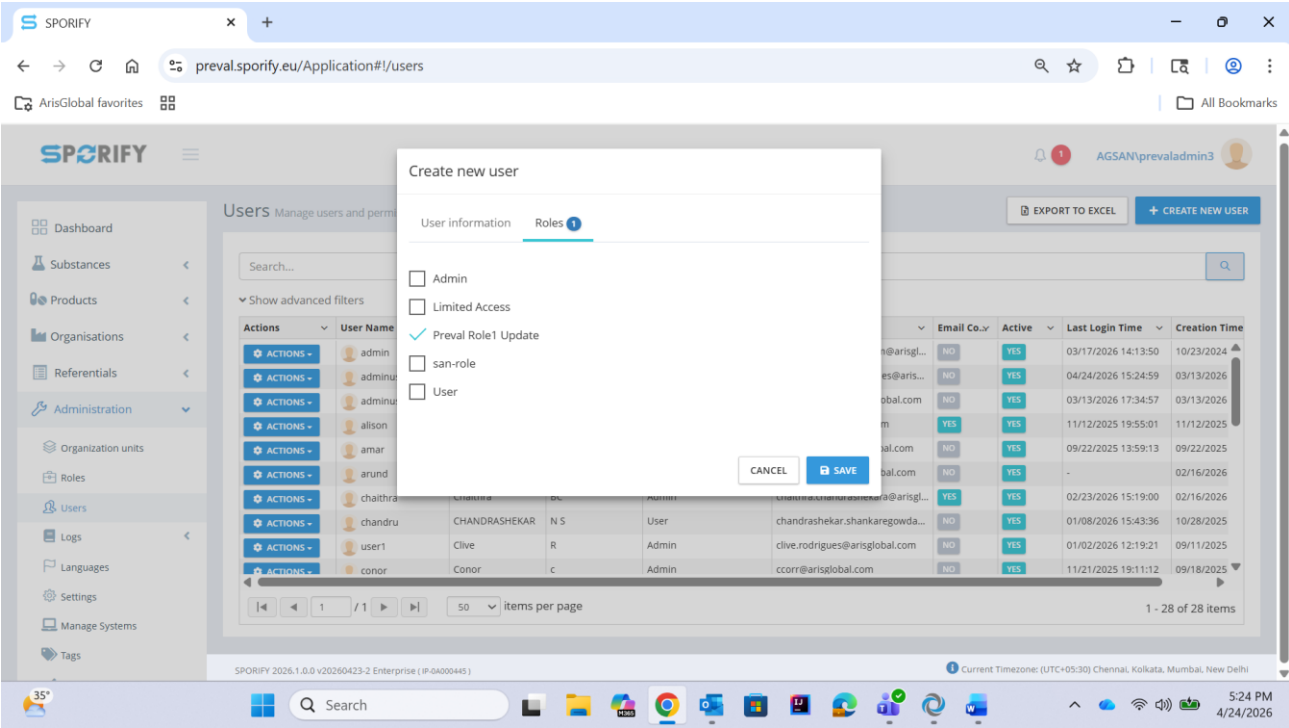
	Project	SPORIFY	Document Type	OQ Script
			Document Version	1.0
Document Name	AG_SPOR_2026.1.0.0_OQ_RoleManagement		Page	Page 34 of 55


Step No	Procedure Steps	Test Data	Expected Results	Actual Results	Test Status
					

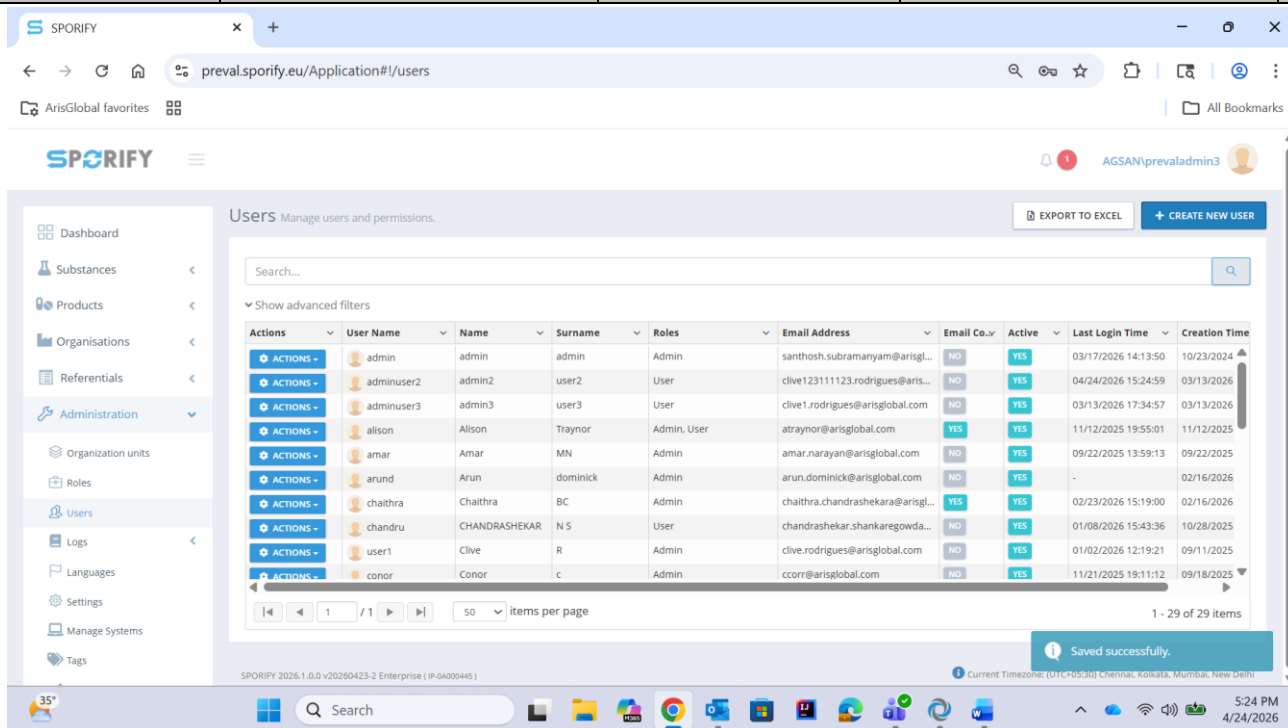
	Project	SPORIFY	Document Type	OQ Script
			Document Version	1.0
Document Name	AG_SPOR_2026.1.0.0_OQ_RoleManagement		Page	Page 35 of 55


Step No	Procedure Steps	Test Data	Expected Results	Actual Results	Test Status																																												
	 <p>The screenshot displays the SPORIFY web application interface. On the left is a navigation menu with options like Dashboard, Substances, Products, Organisations, Referentials, Administration, Organization units, Roles, Users, Logs, Languages, Settings, Manage Systems, and Tags. The main area shows the 'Users' management page. A modal form is open for creating a new user with the following fields and options:</p> <ul style="list-style-type: none"> <li>Email: prevaltestuser@aris.com</li> <li>Phone number: 9111111195</li> <li>User Name: prevaltestuser</li> <li><input type="checkbox"/> Set random password.</li> <li>Password: [masked]</li> <li>Password (repeat): [masked]</li> <li><input type="checkbox"/> Should change password on next login.</li> <li><input type="checkbox"/> Send activation email.</li> <li><input checked="" type="checkbox"/> Active</li> <li><input type="checkbox"/> Is two factor authentication enabled?</li> <li><input checked="" type="checkbox"/> Is lockout enabled?</li> </ul> <p>At the bottom of the modal are 'CANCEL' and 'SAVE' buttons. In the background, a table lists existing users with columns for Email, Active status, Last Login Time, and Creation Time.</p> <table border="1"> <thead> <tr> <th>Email Co.</th> <th>Active</th> <th>Last Login Time</th> <th>Creation Time</th> </tr> </thead> <tbody> <tr> <td>m@arisgl...</td> <td>NO</td> <td>03/17/2026 14:13:50</td> <td>10/23/2024</td> </tr> <tr> <td>ques@aris...</td> <td>NO</td> <td>04/24/2026 15:24:59</td> <td>03/13/2026</td> </tr> <tr> <td>global.com</td> <td>NO</td> <td>03/13/2026 17:34:57</td> <td>03/13/2026</td> </tr> <tr> <td>om</td> <td>YES</td> <td>11/12/2025 19:55:01</td> <td>11/12/2025</td> </tr> <tr> <td>obal.com</td> <td>NO</td> <td>09/22/2025 13:59:13</td> <td>09/22/2025</td> </tr> <tr> <td>obal.com</td> <td>NO</td> <td>-</td> <td>02/16/2026</td> </tr> <tr> <td>ara@arisgl...</td> <td>YES</td> <td>02/23/2026 15:19:00</td> <td>02/16/2026</td> </tr> <tr> <td>aregowda...</td> <td>NO</td> <td>01/08/2026 15:43:36</td> <td>10/28/2025</td> </tr> <tr> <td>lobal.com</td> <td>NO</td> <td>01/02/2026 12:19:21</td> <td>09/11/2025</td> </tr> <tr> <td>lobal.com</td> <td>NO</td> <td>11/21/2025 19:11:12</td> <td>09/18/2025</td> </tr> </tbody> </table> <p>The system status bar at the bottom shows the current time zone as (UTC+05:30) Chennai, Kolkata, Mumbai, New Delhi, and the date/time as 5:24 PM 4/24/2026.</p>					Email Co.	Active	Last Login Time	Creation Time	m@arisgl...	NO	03/17/2026 14:13:50	10/23/2024	ques@aris...	NO	04/24/2026 15:24:59	03/13/2026	global.com	NO	03/13/2026 17:34:57	03/13/2026	om	YES	11/12/2025 19:55:01	11/12/2025	obal.com	NO	09/22/2025 13:59:13	09/22/2025	obal.com	NO	-	02/16/2026	ara@arisgl...	YES	02/23/2026 15:19:00	02/16/2026	aregowda...	NO	01/08/2026 15:43:36	10/28/2025	lobal.com	NO	01/02/2026 12:19:21	09/11/2025	lobal.com	NO	11/21/2025 19:11:12	09/18/2025
Email Co.	Active	Last Login Time	Creation Time																																														
m@arisgl...	NO	03/17/2026 14:13:50	10/23/2024																																														
ques@aris...	NO	04/24/2026 15:24:59	03/13/2026																																														
global.com	NO	03/13/2026 17:34:57	03/13/2026																																														
om	YES	11/12/2025 19:55:01	11/12/2025																																														
obal.com	NO	09/22/2025 13:59:13	09/22/2025																																														
obal.com	NO	-	02/16/2026																																														
ara@arisgl...	YES	02/23/2026 15:19:00	02/16/2026																																														
aregowda...	NO	01/08/2026 15:43:36	10/28/2025																																														
lobal.com	NO	01/02/2026 12:19:21	09/11/2025																																														
lobal.com	NO	11/21/2025 19:11:12	09/18/2025																																														

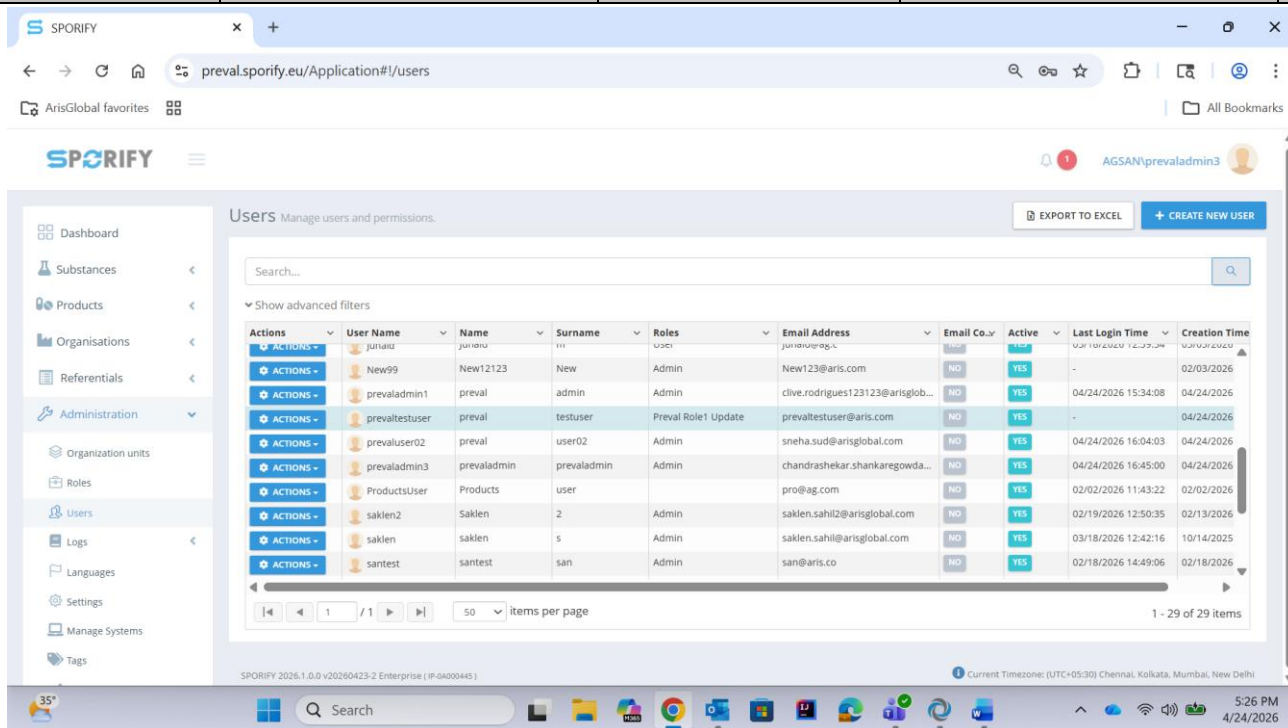
	Project	SPORIFY	Document Type	OQ Script
			Document Version	1.0
Document Name	AG_SPOR_2026.1.0.0_OQ_RoleManagement		Page	Page 36 of 55


Step No	Procedure Steps	Test Data	Expected Results	Actual Results	Test Status
					

	Project	SPORIFY	Document Type	OQ Script
			Document Version	1.0
Document Name	AG_SPOR_2026.1.0.0_OQ_RoleManagement		Page	Page 37 of 55


Step No	Procedure Steps	Test Data	Expected Results	Actual Results	Test Status
					

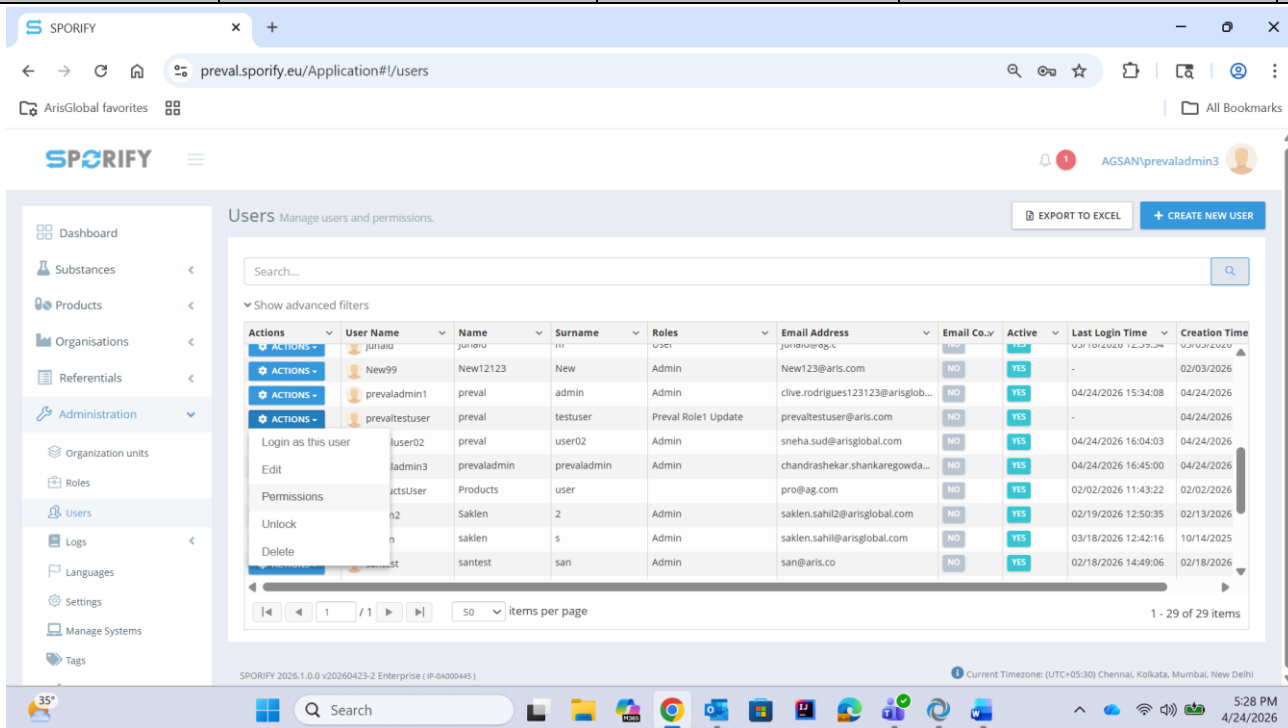
	Project	SPORIFY	Document Type	OQ Script
			Document Version	1.0
Document Name	AG_SPOR_2026.1.0.0_OQ_RoleManagement		Page	Page 38 of 55


Step No	Procedure Steps	Test Data	Expected Results	Actual Results	Test Status																																																																																																														
	 <p>The screenshot displays the 'Users' management page in the SPORIFY application. The page title is 'Users Manage users and permissions.' and it includes buttons for 'EXPORT TO EXCEL' and '+ CREATE NEW USER'. A search bar is present above a table of users. The table has the following data:</p> <table border="1"> <thead> <tr> <th>Actions</th> <th>User Name</th> <th>Name</th> <th>Surname</th> <th>Roles</th> <th>Email Address</th> <th>Email Co.</th> <th>Active</th> <th>Last Login Time</th> <th>Creation Time</th> </tr> </thead> <tbody> <tr> <td>ACTIONS -</td> <td>juniaru</td> <td>juniaru</td> <td>juniaru</td> <td>Admin</td> <td>juniaru@aris.co</td> <td>aris</td> <td>YES</td> <td>02/19/2026 12:29:24</td> <td>02/19/2026</td> </tr> <tr> <td>ACTIONS -</td> <td>New99</td> <td>New12123</td> <td>New</td> <td>Admin</td> <td>New123@aris.com</td> <td>aris</td> <td>YES</td> <td>-</td> <td>02/03/2026</td> </tr> <tr> <td>ACTIONS -</td> <td>prevaladmin1</td> <td>preval</td> <td>admin</td> <td>Admin</td> <td>clive.rodrigues123123@arisglob...</td> <td>aris</td> <td>YES</td> <td>04/24/2026 15:34:08</td> <td>04/24/2026</td> </tr> <tr> <td>ACTIONS -</td> <td>prevaltestuser</td> <td>preval</td> <td>testuser</td> <td>Preval Role1 Update</td> <td>prevaltestuser@aris.com</td> <td>aris</td> <td>YES</td> <td>-</td> <td>04/24/2026</td> </tr> <tr> <td>ACTIONS -</td> <td>prevaluser02</td> <td>preval</td> <td>user02</td> <td>Admin</td> <td>sneha.sud@arisglobal.com</td> <td>aris</td> <td>YES</td> <td>04/24/2026 16:04:03</td> <td>04/24/2026</td> </tr> <tr> <td>ACTIONS -</td> <td>prevaladmin3</td> <td>prevaladmin</td> <td>prevaladmin</td> <td>Admin</td> <td>chandrashekar.shankaregowda...</td> <td>aris</td> <td>YES</td> <td>04/24/2026 16:45:00</td> <td>04/24/2026</td> </tr> <tr> <td>ACTIONS -</td> <td>ProductsUser</td> <td>Products</td> <td>user</td> <td>Admin</td> <td>pro@ag.com</td> <td>aris</td> <td>YES</td> <td>02/02/2026 11:43:22</td> <td>02/02/2026</td> </tr> <tr> <td>ACTIONS -</td> <td>saklen2</td> <td>Saklen</td> <td>2</td> <td>Admin</td> <td>saklen.sahil2@arisglobal.com</td> <td>aris</td> <td>YES</td> <td>02/19/2026 12:50:35</td> <td>02/13/2026</td> </tr> <tr> <td>ACTIONS -</td> <td>saklen</td> <td>saklen</td> <td>s</td> <td>Admin</td> <td>saklen.sahil@arisglobal.com</td> <td>aris</td> <td>YES</td> <td>03/18/2026 12:42:16</td> <td>10/14/2025</td> </tr> <tr> <td>ACTIONS -</td> <td>santest</td> <td>santest</td> <td>san</td> <td>Admin</td> <td>san@aris.co</td> <td>aris</td> <td>YES</td> <td>02/18/2026 14:49:06</td> <td>02/18/2026</td> </tr> </tbody> </table> <p>The interface also shows a sidebar with navigation options like Dashboard, Substances, Products, Organisations, Referentials, Administration, Organization units, Roles, Users, Logs, Languages, Settings, Manage Systems, and Tags. The bottom of the screenshot shows the Windows taskbar with the system clock at 5:26 PM on 4/24/2026.</p>					Actions	User Name	Name	Surname	Roles	Email Address	Email Co.	Active	Last Login Time	Creation Time	ACTIONS -	juniaru	juniaru	juniaru	Admin	juniaru@aris.co	aris	YES	02/19/2026 12:29:24	02/19/2026	ACTIONS -	New99	New12123	New	Admin	New123@aris.com	aris	YES	-	02/03/2026	ACTIONS -	prevaladmin1	preval	admin	Admin	clive.rodrigues123123@arisglob...	aris	YES	04/24/2026 15:34:08	04/24/2026	ACTIONS -	prevaltestuser	preval	testuser	Preval Role1 Update	prevaltestuser@aris.com	aris	YES	-	04/24/2026	ACTIONS -	prevaluser02	preval	user02	Admin	sneha.sud@arisglobal.com	aris	YES	04/24/2026 16:04:03	04/24/2026	ACTIONS -	prevaladmin3	prevaladmin	prevaladmin	Admin	chandrashekar.shankaregowda...	aris	YES	04/24/2026 16:45:00	04/24/2026	ACTIONS -	ProductsUser	Products	user	Admin	pro@ag.com	aris	YES	02/02/2026 11:43:22	02/02/2026	ACTIONS -	saklen2	Saklen	2	Admin	saklen.sahil2@arisglobal.com	aris	YES	02/19/2026 12:50:35	02/13/2026	ACTIONS -	saklen	saklen	s	Admin	saklen.sahil@arisglobal.com	aris	YES	03/18/2026 12:42:16	10/14/2025	ACTIONS -	santest	santest	san	Admin	san@aris.co	aris	YES	02/18/2026 14:49:06	02/18/2026
Actions	User Name	Name	Surname	Roles	Email Address	Email Co.	Active	Last Login Time	Creation Time																																																																																																										
ACTIONS -	juniaru	juniaru	juniaru	Admin	juniaru@aris.co	aris	YES	02/19/2026 12:29:24	02/19/2026																																																																																																										
ACTIONS -	New99	New12123	New	Admin	New123@aris.com	aris	YES	-	02/03/2026																																																																																																										
ACTIONS -	prevaladmin1	preval	admin	Admin	clive.rodrigues123123@arisglob...	aris	YES	04/24/2026 15:34:08	04/24/2026																																																																																																										
ACTIONS -	prevaltestuser	preval	testuser	Preval Role1 Update	prevaltestuser@aris.com	aris	YES	-	04/24/2026																																																																																																										
ACTIONS -	prevaluser02	preval	user02	Admin	sneha.sud@arisglobal.com	aris	YES	04/24/2026 16:04:03	04/24/2026																																																																																																										
ACTIONS -	prevaladmin3	prevaladmin	prevaladmin	Admin	chandrashekar.shankaregowda...	aris	YES	04/24/2026 16:45:00	04/24/2026																																																																																																										
ACTIONS -	ProductsUser	Products	user	Admin	pro@ag.com	aris	YES	02/02/2026 11:43:22	02/02/2026																																																																																																										
ACTIONS -	saklen2	Saklen	2	Admin	saklen.sahil2@arisglobal.com	aris	YES	02/19/2026 12:50:35	02/13/2026																																																																																																										
ACTIONS -	saklen	saklen	s	Admin	saklen.sahil@arisglobal.com	aris	YES	03/18/2026 12:42:16	10/14/2025																																																																																																										
ACTIONS -	santest	santest	san	Admin	san@aris.co	aris	YES	02/18/2026 14:49:06	02/18/2026																																																																																																										

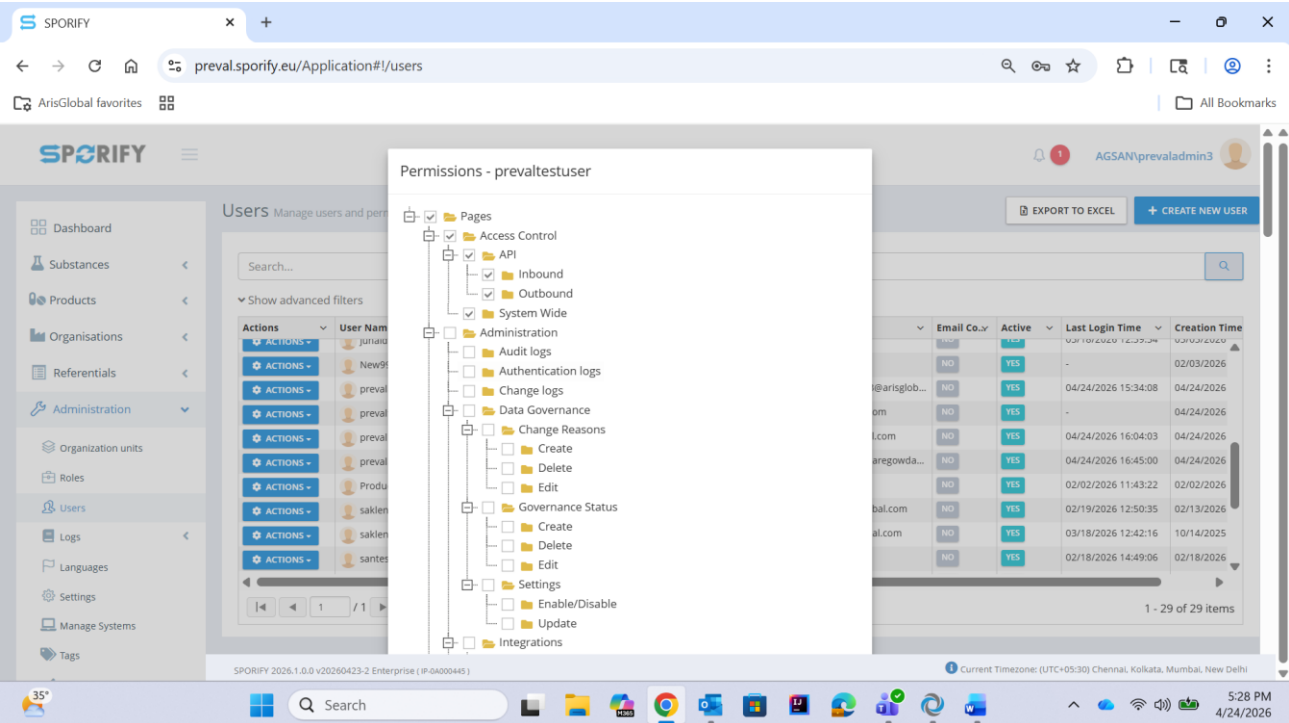
	Project	SPORIFY	Document Type	OQ Script
			Document Version	1.0
Document Name	AG_SPOR_2026.1.0.0_OQ_RoleManagement		Page	Page 39 of 55


Step No	Procedure Steps	Test Data	Expected Results	Actual Results	Test Status
Step 9	Click "Permissions" on the "Actions" for the user as mentioned in test data column and verify the permission selected. *PS*	User Name: <OQTestUserName> Permissions: Pages - selected Access Control (root level and all child level permissions) Administration - unselected Dashboard - selected Organisations - selected (root level and all child level permissions) Products – selected (root level and all child level permissions) Referentials - unselected Substances – unselected Support - unselected	Permissions Modal is displayed and permissions selections are available as mentioned in test data column.	User Name: prevaltestuser Permissions: Pages - selected Access Control (root level and all child level permissions) Administration - unselected Dashboard - selected Organisations - selected (root level and all child level permissions) Products – selected (root level and all child level permissions) Referentials - unselected Substances – unselected Support - unselected  AE  Chandrashekar Naguvanahalli Shankaregowda 24 Apr 2026 at 05:33 PM	Passed

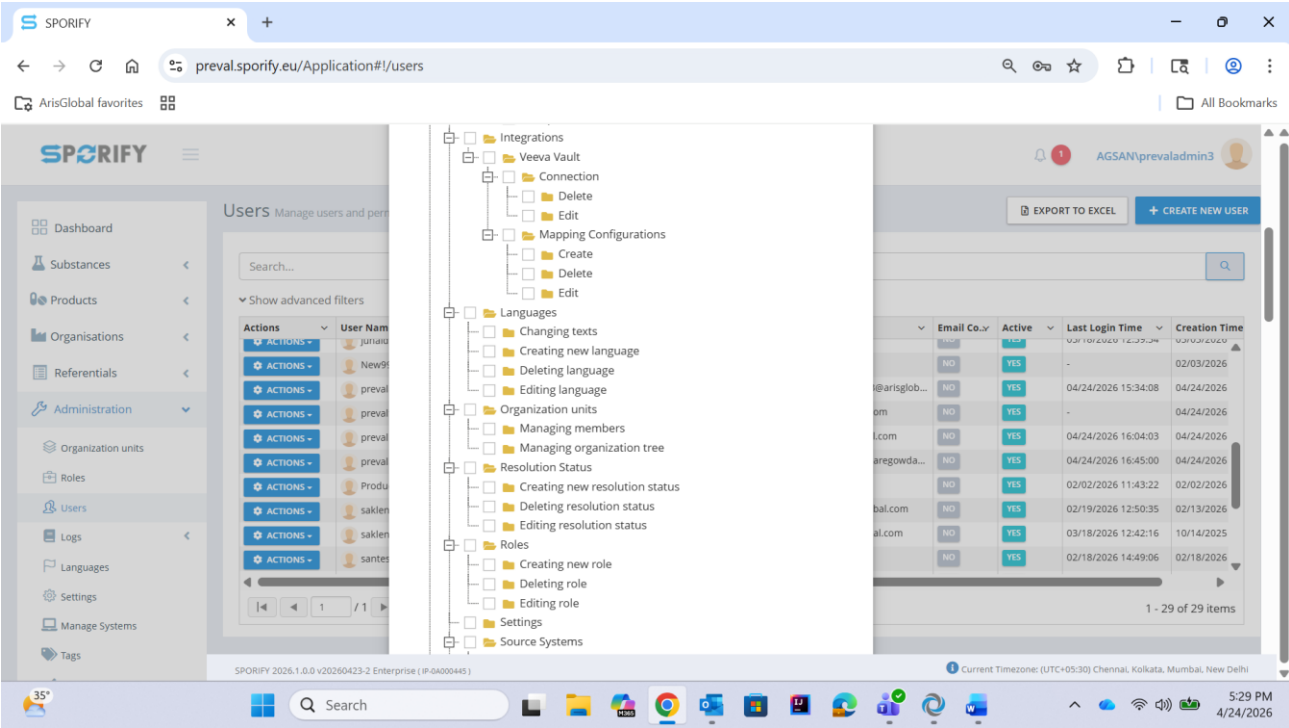
	Project	SPORIFY	Document Type	OQ Script
			Document Version	1.0
Document Name	AG_SPOR_2026.1.0.0_OQ_RoleManagement		Page	Page 40 of 55


Step No	Procedure Steps	Test Data	Expected Results	Actual Results	Test Status																																																																																																				
	 <p>The screenshot displays the 'Users' management page in the SPORIFY application. The page includes a search bar, a table of users, and a sidebar with navigation options. The table contains the following data:</p> <table border="1"> <thead> <tr> <th>Actions</th> <th>User Name</th> <th>Name</th> <th>Surname</th> <th>Roles</th> <th>Email Address</th> <th>Email Co.</th> <th>Active</th> <th>Last Login Time</th> <th>Creation Time</th> </tr> </thead> <tbody> <tr> <td>+</td> <td>New99</td> <td>New12123</td> <td>New</td> <td>Admin</td> <td>New123@aris.com</td> <td></td> <td>YES</td> <td>-</td> <td>02/03/2026</td> </tr> <tr> <td>+</td> <td>prevaladmin1</td> <td>preval</td> <td>admin</td> <td>Admin</td> <td>clive.rodrigues123123@arisglob...</td> <td></td> <td>YES</td> <td>04/24/2026 15:34:08</td> <td>04/24/2026</td> </tr> <tr> <td>+</td> <td>prevaltestuser</td> <td>preval</td> <td>testuser</td> <td>Preval Role1 Update</td> <td>prevaltestuser@aris.com</td> <td></td> <td>YES</td> <td>-</td> <td>04/24/2026</td> </tr> <tr> <td>+</td> <td>user02</td> <td>preval</td> <td>user02</td> <td>Admin</td> <td>sneha.sud@arisglobal.com</td> <td></td> <td>YES</td> <td>04/24/2026 16:04:03</td> <td>04/24/2026</td> </tr> <tr> <td>+</td> <td>admin3</td> <td>prevaladmin</td> <td>prevaladmin</td> <td>Admin</td> <td>chandrashekar.shankaregowda...</td> <td></td> <td>YES</td> <td>04/24/2026 16:45:00</td> <td>04/24/2026</td> </tr> <tr> <td>+</td> <td>actsUser</td> <td>Products</td> <td>user</td> <td></td> <td>pro@ag.com</td> <td></td> <td>YES</td> <td>02/02/2026 11:43:22</td> <td>02/02/2026</td> </tr> <tr> <td>+</td> <td>2</td> <td>Saklen</td> <td>2</td> <td>Admin</td> <td>saklen.sahil2@arisglobal.com</td> <td></td> <td>YES</td> <td>02/19/2026 12:50:35</td> <td>02/13/2026</td> </tr> <tr> <td>+</td> <td></td> <td>saklen</td> <td>s</td> <td>Admin</td> <td>saklen.sahil@arisglobal.com</td> <td></td> <td>YES</td> <td>03/18/2026 12:42:16</td> <td>10/14/2025</td> </tr> <tr> <td>+</td> <td></td> <td>santest</td> <td>san</td> <td>Admin</td> <td>san@aris.co</td> <td></td> <td>YES</td> <td>02/18/2026 14:49:06</td> <td>02/18/2026</td> </tr> </tbody> </table>					Actions	User Name	Name	Surname	Roles	Email Address	Email Co.	Active	Last Login Time	Creation Time	+	New99	New12123	New	Admin	New123@aris.com		YES	-	02/03/2026	+	prevaladmin1	preval	admin	Admin	clive.rodrigues123123@arisglob...		YES	04/24/2026 15:34:08	04/24/2026	+	prevaltestuser	preval	testuser	Preval Role1 Update	prevaltestuser@aris.com		YES	-	04/24/2026	+	user02	preval	user02	Admin	sneha.sud@arisglobal.com		YES	04/24/2026 16:04:03	04/24/2026	+	admin3	prevaladmin	prevaladmin	Admin	chandrashekar.shankaregowda...		YES	04/24/2026 16:45:00	04/24/2026	+	actsUser	Products	user		pro@ag.com		YES	02/02/2026 11:43:22	02/02/2026	+	2	Saklen	2	Admin	saklen.sahil2@arisglobal.com		YES	02/19/2026 12:50:35	02/13/2026	+		saklen	s	Admin	saklen.sahil@arisglobal.com		YES	03/18/2026 12:42:16	10/14/2025	+		santest	san	Admin	san@aris.co		YES	02/18/2026 14:49:06	02/18/2026
Actions	User Name	Name	Surname	Roles	Email Address	Email Co.	Active	Last Login Time	Creation Time																																																																																																
+	New99	New12123	New	Admin	New123@aris.com		YES	-	02/03/2026																																																																																																
+	prevaladmin1	preval	admin	Admin	clive.rodrigues123123@arisglob...		YES	04/24/2026 15:34:08	04/24/2026																																																																																																
+	prevaltestuser	preval	testuser	Preval Role1 Update	prevaltestuser@aris.com		YES	-	04/24/2026																																																																																																
+	user02	preval	user02	Admin	sneha.sud@arisglobal.com		YES	04/24/2026 16:04:03	04/24/2026																																																																																																
+	admin3	prevaladmin	prevaladmin	Admin	chandrashekar.shankaregowda...		YES	04/24/2026 16:45:00	04/24/2026																																																																																																
+	actsUser	Products	user		pro@ag.com		YES	02/02/2026 11:43:22	02/02/2026																																																																																																
+	2	Saklen	2	Admin	saklen.sahil2@arisglobal.com		YES	02/19/2026 12:50:35	02/13/2026																																																																																																
+		saklen	s	Admin	saklen.sahil@arisglobal.com		YES	03/18/2026 12:42:16	10/14/2025																																																																																																
+		santest	san	Admin	san@aris.co		YES	02/18/2026 14:49:06	02/18/2026																																																																																																

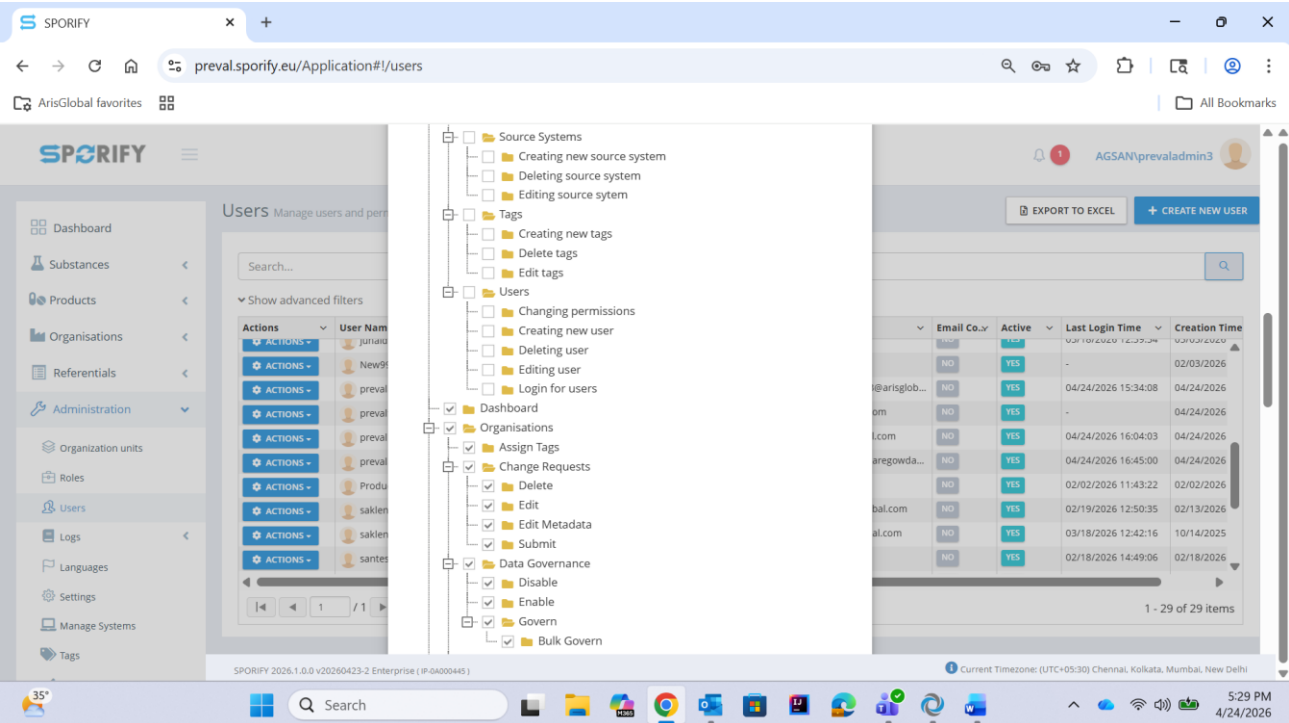
	Project	SPORIFY	Document Type	OQ Script
			Document Version	1.0
Document Name	AG_SPOR_2026.1.0.0_OQ_RoleManagement		Page	Page 41 of 55


Step No	Procedure Steps	Test Data	Expected Results	Actual Results	Test Status
					

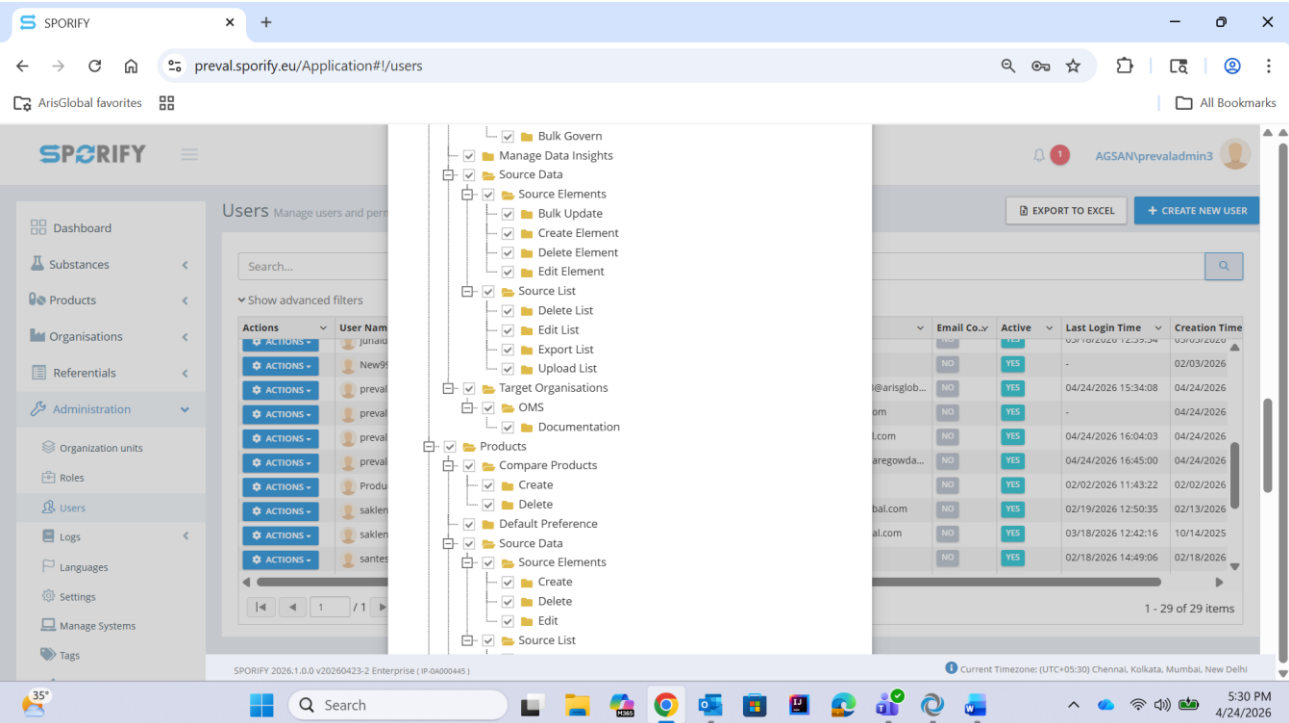
	Project	SPORIFY	Document Type	OQ Script
			Document Version	1.0
Document Name	AG_SPOR_2026.1.0.0_OQ_RoleManagement		Page	Page 42 of 55


Step No	Procedure Steps	Test Data	Expected Results	Actual Results	Test Status
					

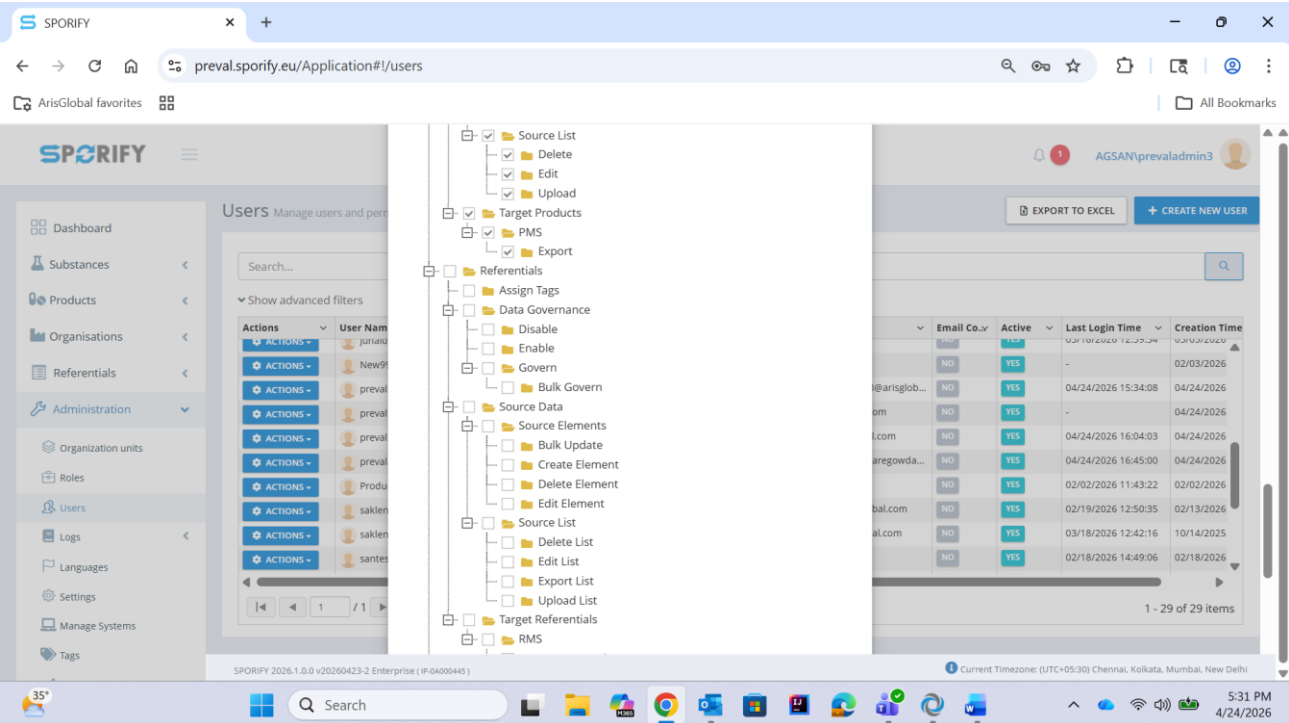
	Project	SPORIFY	Document Type	OQ Script
			Document Version	1.0
Document Name	AG_SPOR_2026.1.0.0_OQ_RoleManagement		Page	Page 43 of 55


Step No	Procedure Steps	Test Data	Expected Results	Actual Results	Test Status																																								
	 <p>The screenshot displays the SPORIFY web application's 'Users' management page. On the left, a sidebar contains navigation links for various system components. The main area is divided into two sections: a tree view on the left listing system components like 'Source Systems', 'Tags', 'Users', 'Dashboard', 'Organisations', 'Assign Tags', 'Change Requests', 'Delete', 'Edit', 'Edit Metadata', 'Submit', 'Data Governance', 'Disable', 'Enable', 'Govern', and 'Bulk Govern'; and a table on the right showing a list of users. The table has columns for 'Email Co.', 'Active', 'Last Login Time', and 'Creation Time'. The table contains 29 items, with the first few rows visible showing user details and their active status.</p> <table border="1" data-bbox="1071 649 1459 909"> <thead> <tr> <th>Email Co.</th> <th>Active</th> <th>Last Login Time</th> <th>Creation Time</th> </tr> </thead> <tbody> <tr> <td></td> <td>NO</td> <td></td> <td>02/03/2026</td> </tr> <tr> <td>@arisglob...</td> <td>YES</td> <td>04/24/2026 15:34:08</td> <td>04/24/2026</td> </tr> <tr> <td>om</td> <td>YES</td> <td>-</td> <td>04/24/2026</td> </tr> <tr> <td>.com</td> <td>YES</td> <td>04/24/2026 16:04:03</td> <td>04/24/2026</td> </tr> <tr> <td>aregowda...</td> <td>YES</td> <td>04/24/2026 16:45:00</td> <td>04/24/2026</td> </tr> <tr> <td></td> <td>NO</td> <td>02/02/2026 11:43:22</td> <td>02/02/2026</td> </tr> <tr> <td>bal.com</td> <td>YES</td> <td>02/19/2026 12:50:35</td> <td>02/13/2026</td> </tr> <tr> <td>al.com</td> <td>YES</td> <td>03/18/2026 12:42:16</td> <td>10/14/2025</td> </tr> <tr> <td></td> <td>NO</td> <td>02/18/2026 14:49:06</td> <td>02/18/2026</td> </tr> </tbody> </table>					Email Co.	Active	Last Login Time	Creation Time		NO		02/03/2026	@arisglob...	YES	04/24/2026 15:34:08	04/24/2026	om	YES	-	04/24/2026	.com	YES	04/24/2026 16:04:03	04/24/2026	aregowda...	YES	04/24/2026 16:45:00	04/24/2026		NO	02/02/2026 11:43:22	02/02/2026	bal.com	YES	02/19/2026 12:50:35	02/13/2026	al.com	YES	03/18/2026 12:42:16	10/14/2025		NO	02/18/2026 14:49:06	02/18/2026
Email Co.	Active	Last Login Time	Creation Time																																										
	NO		02/03/2026																																										
@arisglob...	YES	04/24/2026 15:34:08	04/24/2026																																										
om	YES	-	04/24/2026																																										
.com	YES	04/24/2026 16:04:03	04/24/2026																																										
aregowda...	YES	04/24/2026 16:45:00	04/24/2026																																										
	NO	02/02/2026 11:43:22	02/02/2026																																										
bal.com	YES	02/19/2026 12:50:35	02/13/2026																																										
al.com	YES	03/18/2026 12:42:16	10/14/2025																																										
	NO	02/18/2026 14:49:06	02/18/2026																																										

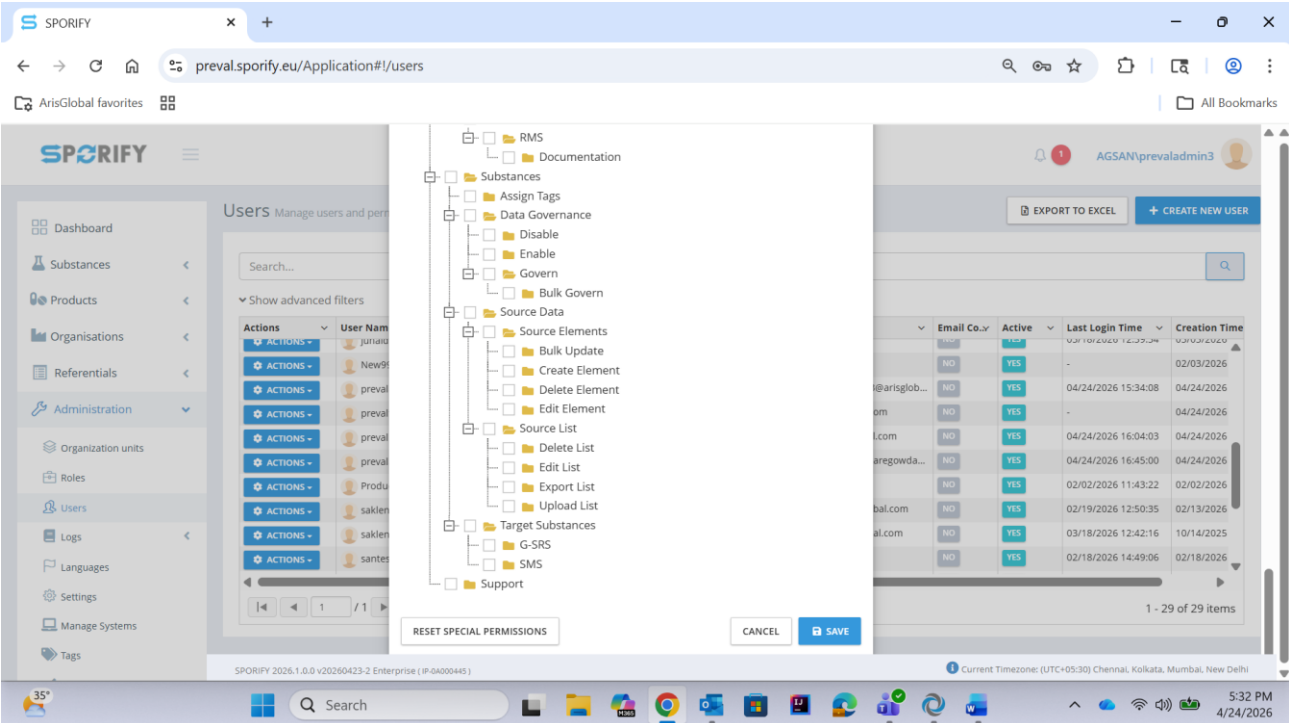
	Project	SPORIFY	Document Type	OQ Script
			Document Version	1.0
Document Name	AG_SPOR_2026.1.0.0_OQ_RoleManagement		Page	Page 44 of 55


Step No	Procedure Steps	Test Data	Expected Results	Actual Results	Test Status																																								
	 <p>The screenshot displays the SPORIFY application's 'Users' management page. On the left is a navigation sidebar with options like Dashboard, Substances, Products, Organisations, Referentials, and Administration. The main area shows a search bar and a table of users. Each user row has a dropdown menu with 'ACTIONS' buttons. Below the table is a detailed view of a user, including fields for Email, Active status, Last Login Time, and Creation Time. A table of user data is visible in the background:</p> <table border="1"> <thead> <tr> <th>Email Co.</th> <th>Active</th> <th>Last Login Time</th> <th>Creation Time</th> </tr> </thead> <tbody> <tr> <td></td> <td>NO</td> <td></td> <td>02/03/2026</td> </tr> <tr> <td>@arisglob...</td> <td>YES</td> <td>04/24/2026 15:34:08</td> <td>04/24/2026</td> </tr> <tr> <td>om</td> <td>YES</td> <td>-</td> <td>04/24/2026</td> </tr> <tr> <td>.com</td> <td>YES</td> <td>04/24/2026 16:04:03</td> <td>04/24/2026</td> </tr> <tr> <td>aregowda...</td> <td>YES</td> <td>04/24/2026 16:45:00</td> <td>04/24/2026</td> </tr> <tr> <td></td> <td>YES</td> <td>02/02/2026 11:43:22</td> <td>02/02/2026</td> </tr> <tr> <td>bal.com</td> <td>YES</td> <td>02/19/2026 12:50:35</td> <td>02/13/2026</td> </tr> <tr> <td>al.com</td> <td>YES</td> <td>03/18/2026 12:42:16</td> <td>10/14/2025</td> </tr> <tr> <td></td> <td>YES</td> <td>02/18/2026 14:49:06</td> <td>02/18/2026</td> </tr> </tbody> </table>					Email Co.	Active	Last Login Time	Creation Time		NO		02/03/2026	@arisglob...	YES	04/24/2026 15:34:08	04/24/2026	om	YES	-	04/24/2026	.com	YES	04/24/2026 16:04:03	04/24/2026	aregowda...	YES	04/24/2026 16:45:00	04/24/2026		YES	02/02/2026 11:43:22	02/02/2026	bal.com	YES	02/19/2026 12:50:35	02/13/2026	al.com	YES	03/18/2026 12:42:16	10/14/2025		YES	02/18/2026 14:49:06	02/18/2026
Email Co.	Active	Last Login Time	Creation Time																																										
	NO		02/03/2026																																										
@arisglob...	YES	04/24/2026 15:34:08	04/24/2026																																										
om	YES	-	04/24/2026																																										
.com	YES	04/24/2026 16:04:03	04/24/2026																																										
aregowda...	YES	04/24/2026 16:45:00	04/24/2026																																										
	YES	02/02/2026 11:43:22	02/02/2026																																										
bal.com	YES	02/19/2026 12:50:35	02/13/2026																																										
al.com	YES	03/18/2026 12:42:16	10/14/2025																																										
	YES	02/18/2026 14:49:06	02/18/2026																																										

	Project	SPORIFY	Document Type	OQ Script
			Document Version	1.0
Document Name	AG_SPOR_2026.1.0.0_OQ_RoleManagement		Page	Page 45 of 55

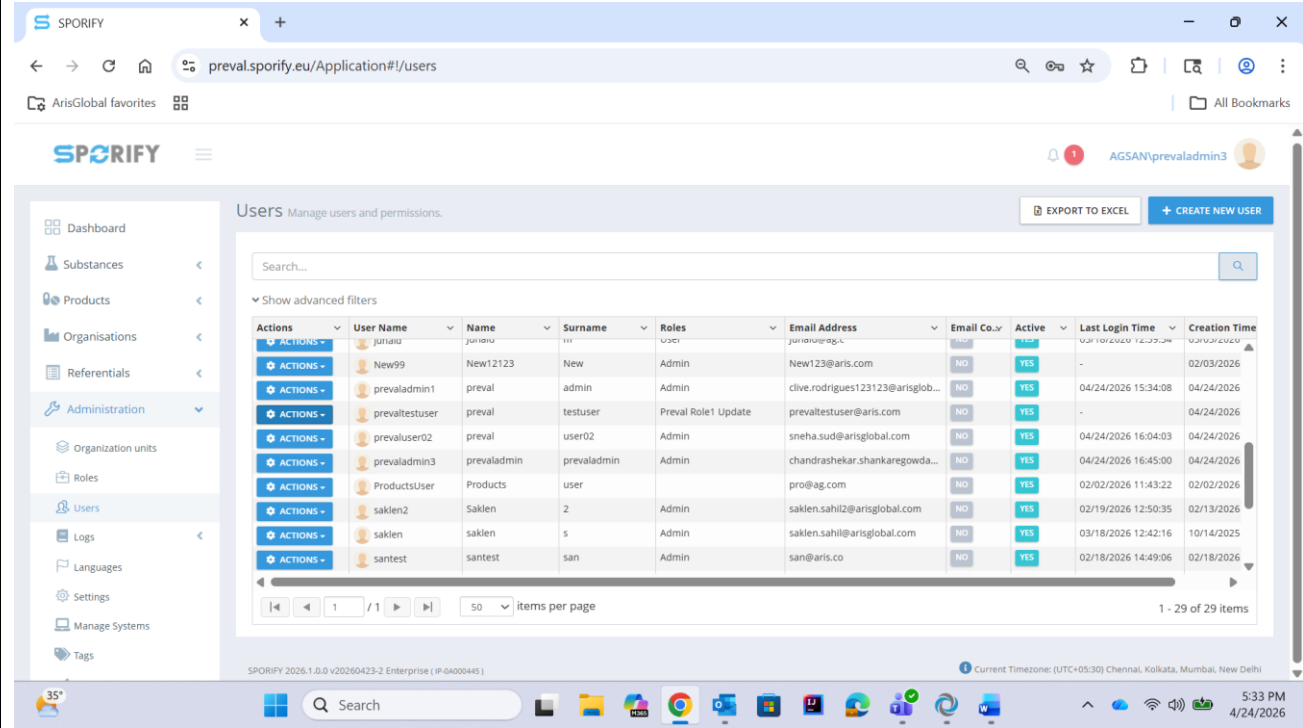
Step No	Procedure Steps	Test Data	Expected Results	Actual Results	Test Status																																								
	 <p>The screenshot displays the SPORIFY web application's 'Users' management page. On the left, a sidebar menu lists various system components. The main area features a search bar, a list of users with 'ACTIONS' buttons, and a tree view of system components. A table on the right shows user details with columns for Email, Active status, Last Login Time, and Creation Time.</p> <table border="1"> <thead> <tr> <th>Email Co.</th> <th>Active</th> <th>Last Login Time</th> <th>Creation Time</th> </tr> </thead> <tbody> <tr> <td></td> <td>YES</td> <td></td> <td>02/03/2026</td> </tr> <tr> <td>@arisglob...</td> <td>YES</td> <td>04/24/2026 15:34:08</td> <td>04/24/2026</td> </tr> <tr> <td>.com</td> <td>YES</td> <td>-</td> <td>04/24/2026</td> </tr> <tr> <td>.com</td> <td>YES</td> <td>04/24/2026 16:04:03</td> <td>04/24/2026</td> </tr> <tr> <td>aregowda...</td> <td>YES</td> <td>04/24/2026 16:45:00</td> <td>04/24/2026</td> </tr> <tr> <td></td> <td>YES</td> <td>02/02/2026 11:43:22</td> <td>02/02/2026</td> </tr> <tr> <td>bal.com</td> <td>YES</td> <td>02/19/2026 12:50:35</td> <td>02/13/2026</td> </tr> <tr> <td>al.com</td> <td>YES</td> <td>03/18/2026 12:42:16</td> <td>10/14/2025</td> </tr> <tr> <td></td> <td>YES</td> <td>02/18/2026 14:49:06</td> <td>02/18/2026</td> </tr> </tbody> </table>					Email Co.	Active	Last Login Time	Creation Time		YES		02/03/2026	@arisglob...	YES	04/24/2026 15:34:08	04/24/2026	.com	YES	-	04/24/2026	.com	YES	04/24/2026 16:04:03	04/24/2026	aregowda...	YES	04/24/2026 16:45:00	04/24/2026		YES	02/02/2026 11:43:22	02/02/2026	bal.com	YES	02/19/2026 12:50:35	02/13/2026	al.com	YES	03/18/2026 12:42:16	10/14/2025		YES	02/18/2026 14:49:06	02/18/2026
Email Co.	Active	Last Login Time	Creation Time																																										
	YES		02/03/2026																																										
@arisglob...	YES	04/24/2026 15:34:08	04/24/2026																																										
.com	YES	-	04/24/2026																																										
.com	YES	04/24/2026 16:04:03	04/24/2026																																										
aregowda...	YES	04/24/2026 16:45:00	04/24/2026																																										
	YES	02/02/2026 11:43:22	02/02/2026																																										
bal.com	YES	02/19/2026 12:50:35	02/13/2026																																										
al.com	YES	03/18/2026 12:42:16	10/14/2025																																										
	YES	02/18/2026 14:49:06	02/18/2026																																										

	Project	SPORIFY	Document Type	OQ Script
			Document Version	1.0
Document Name	AG_SPOR_2026.1.0.0_OQ_RoleManagement		Page	Page 46 of 55

Step No	Procedure Steps	Test Data	Expected Results	Actual Results	Test Status
	 <p>The screenshot displays the SPORIFY web application's 'Users' management page. The left sidebar contains navigation options like Dashboard, Substances, Products, Organisations, Referentials, Administration, Organization units, Roles, Users, Logs, Languages, Settings, Manage Systems, and Tags. The main content area shows a search bar and a table of users. The table columns are Email Co., Active, Last Login Time, and Creation Time. The user list includes entries for 'juniar', 'NewS', 'preval', 'preval', 'preval', 'Predu', 'saklen', 'saklen', and 'sante'. The 'Active' column for all listed users is 'YES'. At the bottom of the page, the system time is 5:32 PM on 4/24/2026, and the current timezone is listed as Chennai, Kolkata, Mumbai, New Delhi.</p>				

	Project	SPORIFY	Document Type	OQ Script
			Document Version	1.0
Document Name	AG_SPOR_2026.1.0.0_OQ_RoleManagement		Page	Page 47 of 55


Step No	Procedure Steps	Test Data	Expected Results	Actual Results	Test Status
Step 10	Close the Permission Modal. *PS*	NA	Permission Modal is closed.	AE  Chandrashekar Naguvanahalli Shankaregowda 24 Apr 2026 at 05:34 PM	Passed




The screenshot shows the 'Users' management interface in the SPORIFY application. The page title is 'Users Manage users and permissions.' and it includes buttons for 'EXPORT TO EXCEL' and '+ CREATE NEW USER'. A search bar is present above the user list. The user list table has the following data:

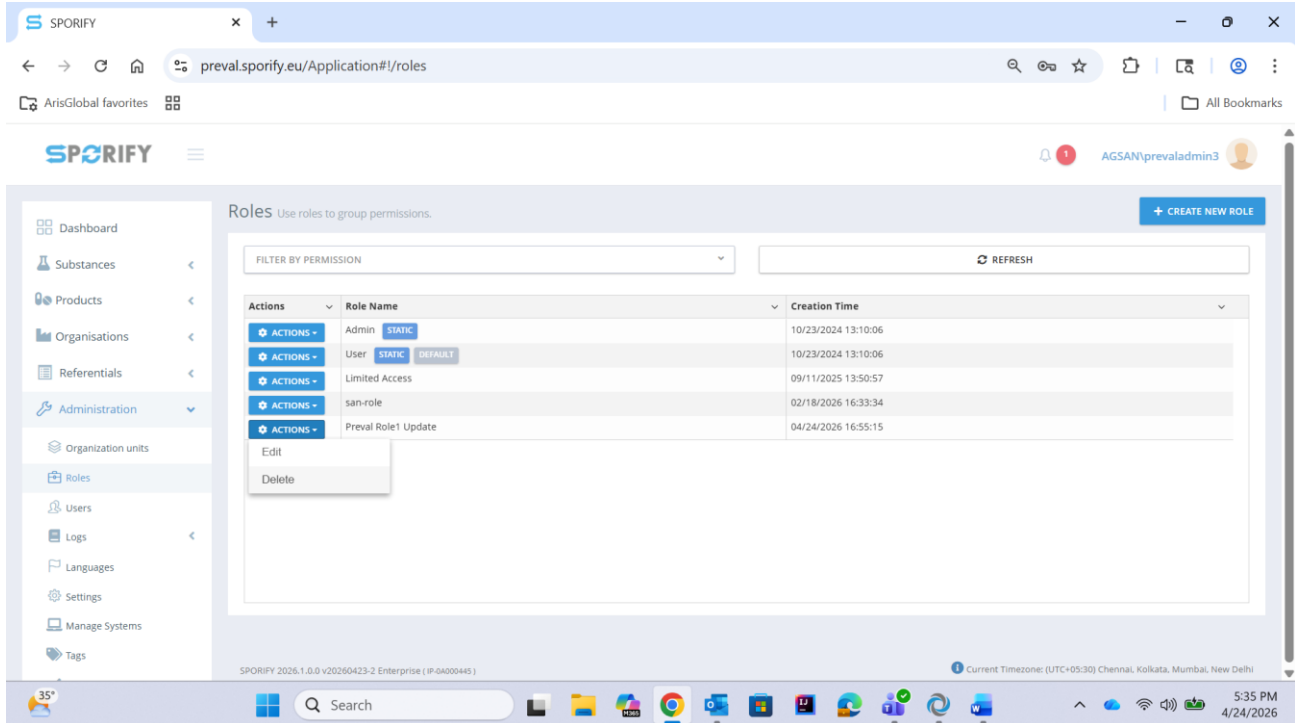
Actions	User Name	Name	Surname	Roles	Email Address	Email Co.	Active	Last Login Time	Creation Time
ACTIONS -	juniora	juniora	juniora	user	juniora@ag.com	ag.com	YES	02/03/2026 12:29:24	02/03/2026
ACTIONS -	New99	New12123	New	Admin	New123@aris.com	aris.com	YES	-	02/03/2026
ACTIONS -	prevaladmin1	preval	admin	Admin	clive.rodrigues123123@arisglob...	aris.com	YES	04/24/2026 15:34:08	04/24/2026
ACTIONS -	prevaltestuser	preval	testuser	Preval Role1 Update	prevaltestuser@aris.com	aris.com	YES	-	04/24/2026
ACTIONS -	prevaluser02	preval	user02	Admin	sneha.sud@arisglobal.com	aris.com	YES	04/24/2026 16:04:03	04/24/2026
ACTIONS -	prevaladmin3	prevaladmin	prevaladmin	Admin	chandrashekar.shankaregowda...	aris.com	YES	04/24/2026 16:45:00	04/24/2026
ACTIONS -	ProductsUser	Products	user	Admin	pro@ag.com	ag.com	YES	02/02/2026 11:43:22	02/02/2026
ACTIONS -	saklen2	Saklen	2	Admin	saklen.sahil2@arisglobal.com	aris.com	YES	02/19/2026 12:50:35	02/13/2026
ACTIONS -	saklen	saklen	s	Admin	saklen.sahil@arisglobal.com	aris.com	YES	03/18/2026 12:42:16	10/14/2025
ACTIONS -	santest	santest	san	Admin	san@aris.co	aris.com	YES	02/18/2026 14:49:06	02/18/2026


The page footer shows 'SPORIFY 2026.1.0.0 v20260423-2 Enterprise (IP-04000445)' and 'Current Timezone: (UTC+05:30) Chennai, Kolkata, Mumbai, New Delhi'. The system tray at the bottom shows the date and time as '5:33 PM 4/24/2026'.

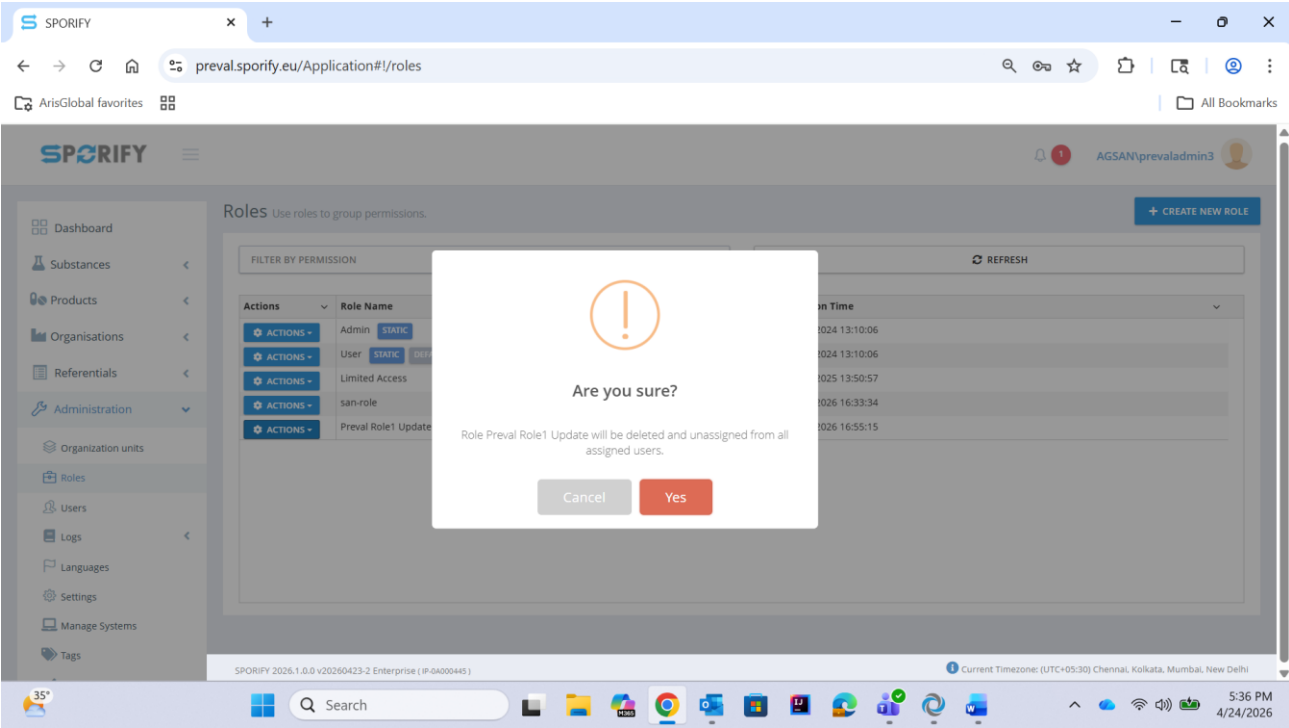
	Project	SPORIFY	Document Type	OQ Script
			Document Version	1.0
Document Name	AG_SPOR_2026.1.0.0_OQ_RoleManagement		Page	Page 48 of 55


Step No	Procedure Steps	Test Data	Expected Results	Actual Results	Test Status
Step 11	Click "Delete" on the "Actions" Button for the roles as mentioned in test data column. *PS*	Role Name: <OQ-Test-530415644_edit>	A message Are you sure? Role <Role name > will be deleted and unassigned from all assigned users is displayed.	Role Name: Preval Role1 Update  AE  Chandrashekar Naguvanahalli Shankaregowda 24 Apr 2026 at 05:37 PM	Passed

	Project	SPORIFY	Document Type	OQ Script
			Document Version	1.0
Document Name	AG_SPOR_2026.1.0.0_OQ_RoleManagement		Page	Page 49 of 55

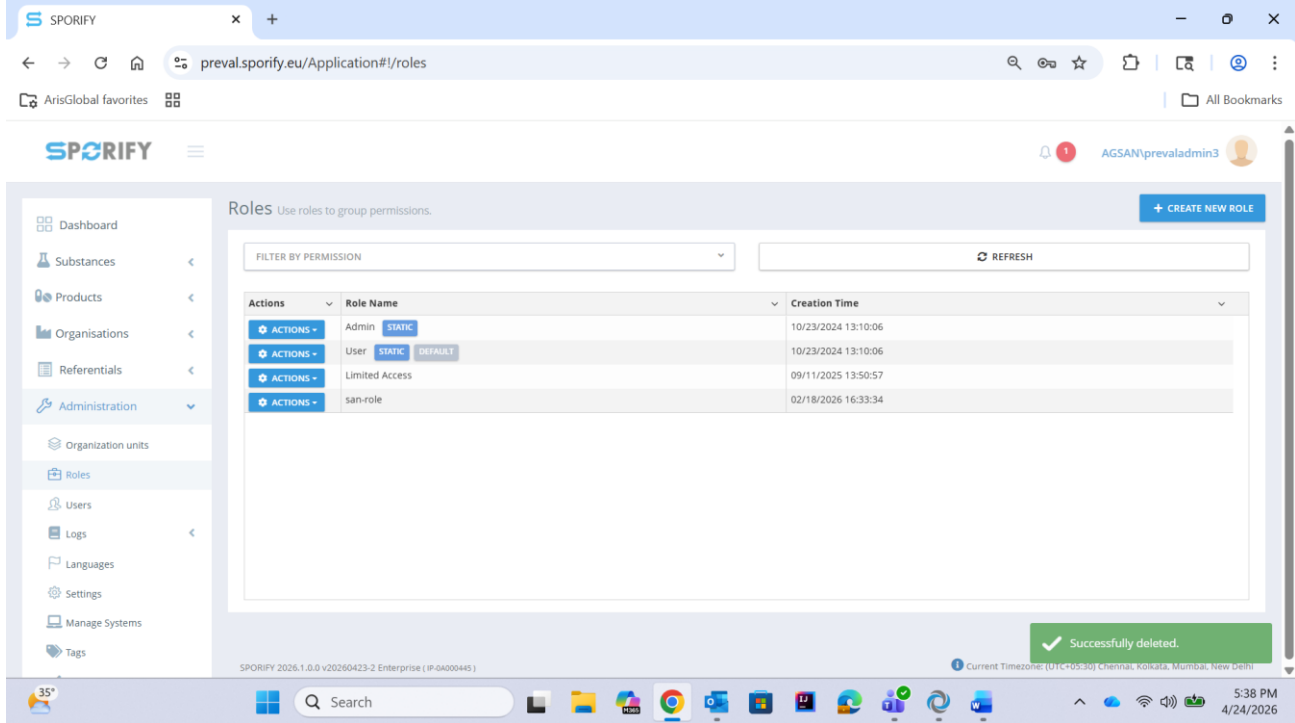
Step No	Procedure Steps	Test Data	Expected Results	Actual Results	Test Status
					

	Project	SPORIFY	Document Type	OQ Script
			Document Version	1.0
Document Name	AG_SPOR_2026.1.0.0_OQ_RoleManagement		Page	Page 50 of 55

Step No	Procedure Steps	Test Data	Expected Results	Actual Results	Test Status
	 <p>The screenshot shows a web browser window with the URL 'preval.sporify.eu/Application#/roles'. The application interface includes a sidebar with navigation options like Dashboard, Substances, Products, Organisations, Referentials, Administration, Organization units, Roles, Users, Logs, Languages, Settings, Manage Systems, and Tags. The main content area is titled 'Roles' and contains a table with columns 'Actions', 'Role Name', and 'In Time'. A modal dialog is open in the center, asking for confirmation to delete the role 'Preval Role1 Update'.</p>				

	Project	SPORIFY	Document Type	OQ Script
			Document Version	1.0
Document Name	AG_SPOR_2026.1.0.0_OQ_RoleManagement		Page	Page 51 of 55


Step No	Procedure Steps	Test Data	Expected Results	Actual Results	Test Status
Step 12	Confirm deletion by clicking "yes". *PS*	NA	The role is successfully deleted	AE  Chandrashekar Naguvanahalli Shankaregowda 24 Apr 2026 at 05:38 PM	Passed




The screenshot shows the SPORIFY web application interface. The browser address bar displays 'preval.sporify.eu/Application#/roles'. The application header includes the SPORIFY logo and a user profile for 'AGSAN\prevaladmin3'. A left-hand navigation menu lists various system components like Dashboard, Substances, Products, Organisations, Referentials, Administration, Organization units, Roles, Users, Logs, Languages, Settings, Manage Systems, and Tags. The main content area is titled 'Roles' and contains a table with the following data:

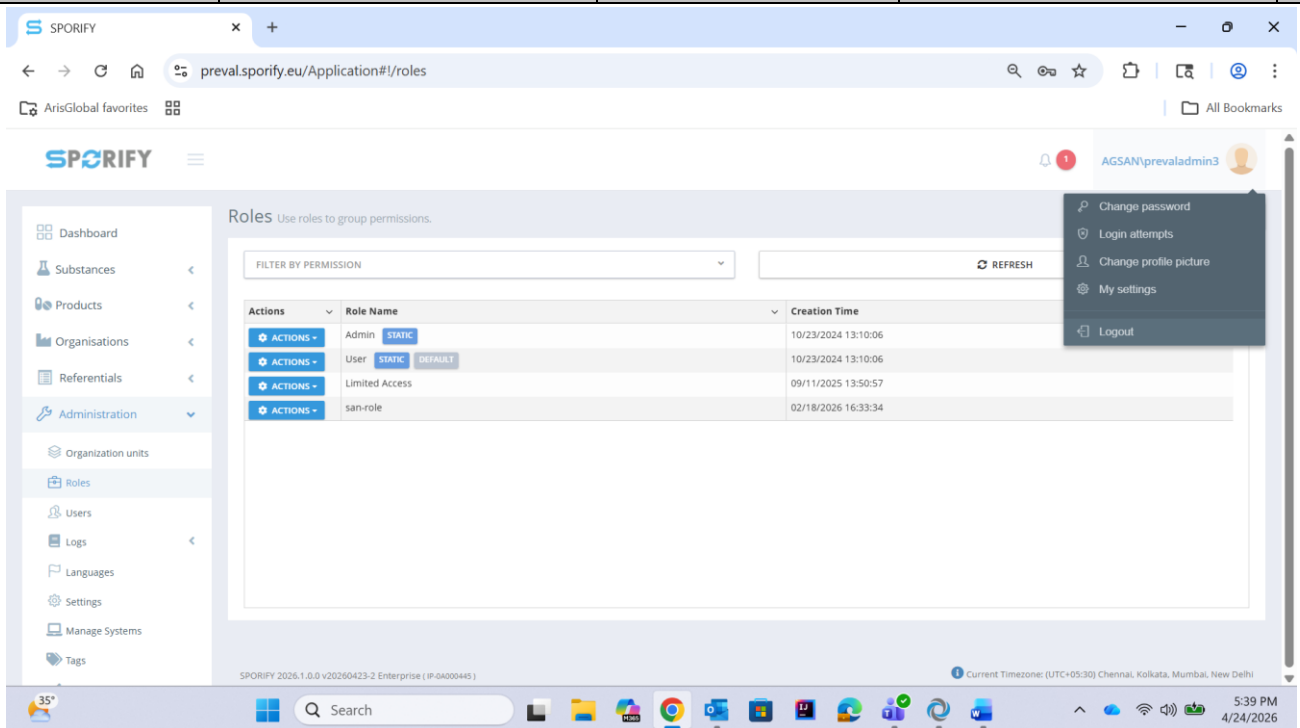
Actions	Role Name	Creation Time
Admin	Admin	10/23/2024 13:10:06
User	User	10/23/2024 13:10:06
Limited Access	Limited Access	09/11/2025 13:50:57
san-role	san-role	02/18/2026 16:33:34


A green notification banner at the bottom of the application window states 'Successfully deleted.' The Windows taskbar at the bottom shows the system time as 5:38 PM on 4/24/2026.

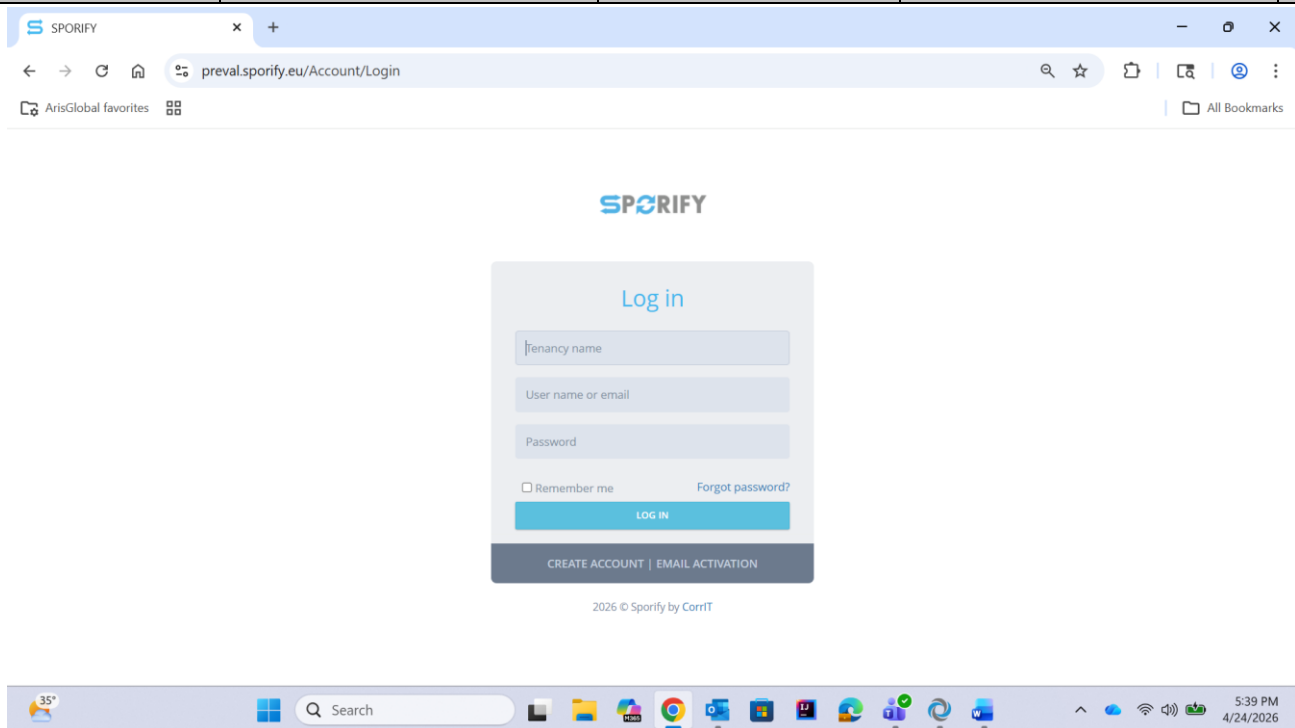
	<b>Project</b>	SPORIFY	<b>Document Type</b>	OQ Script
			<b>Document Version</b>	1.0
<b>Document Name</b>	AG_SPOR_2026.1.0.0_OQ_RoleManagement		<b>Page</b>	Page 52 of 55


Step No	Procedure Steps	Test Data	Expected Results	Actual Results	Test Status
Step 13	Click on User Account details and click on Logout option. *PS*	NA	The SPORIFY application Log in page is displayed.	AE  Chandrashekar Naguvanahalli Shankaregowda 24 Apr 2026 at 05:40 PM	Passed

	Project	SPORIFY	Document Type	OQ Script
			Document Version	1.0
Document Name	AG_SPOR_2026.1.0.0_OQ_RoleManagement		Page	Page 53 of 55

Step No	Procedure Steps	Test Data	Expected Results	Actual Results	Test Status															
	 <p>The screenshot displays the SPORIFY Roles management interface. The browser address bar shows 'preval.sporify.eu/Application#/roles'. The page title is 'Roles Use roles to group permissions.' A table lists roles with columns for Actions, Role Name, and Creation Time. A user profile dropdown menu is open, showing options like 'Change password', 'Login attempts', 'Change profile picture', 'My settings', and 'Logout'.</p> <table border="1"> <thead> <tr> <th>Actions</th> <th>Role Name</th> <th>Creation Time</th> </tr> </thead> <tbody> <tr> <td>Admin</td> <td>Admin</td> <td>10/23/2024 13:10:06</td> </tr> <tr> <td>User</td> <td>User</td> <td>10/23/2024 13:10:06</td> </tr> <tr> <td>Limited Access</td> <td>Limited Access</td> <td>09/11/2025 13:50:57</td> </tr> <tr> <td>san-role</td> <td>san-role</td> <td>02/18/2026 16:33:34</td> </tr> </tbody> </table>					Actions	Role Name	Creation Time	Admin	Admin	10/23/2024 13:10:06	User	User	10/23/2024 13:10:06	Limited Access	Limited Access	09/11/2025 13:50:57	san-role	san-role	02/18/2026 16:33:34
Actions	Role Name	Creation Time																		
Admin	Admin	10/23/2024 13:10:06																		
User	User	10/23/2024 13:10:06																		
Limited Access	Limited Access	09/11/2025 13:50:57																		
san-role	san-role	02/18/2026 16:33:34																		

	Project	SPORIFY	Document Type	OQ Script
			Document Version	1.0
Document Name	AG_SPOR_2026.1.0.0_OQ_RoleManagement		Page	Page 54 of 55

Step No	Procedure Steps	Test Data	Expected Results	Actual Results	Test Status
					

	Project	SPORIFY	Document Type	OQ Script
			Document Version	1.0
Document Name	AG_SPOR_2026.1.0.0_OQ_RoleManagement		Page	Page 55 of 55

## 7. Post Execution Signatures

<b>Executed By :</b>	Chandrashekar Naguvanahalli Shankaregowda 00005325 Executor	<b>Date:</b>	24 Apr 2026 at 05:40 PM
<b>Reviewed By :</b>	Santhosh Subramanyam 00002803 Reviewer	<b>Date:</b>	07 May 2026 at 11:09 AM
<b>Approved By :</b>	Arun Dominick 00002459 Approver	<b>Date:</b>	07 May 2026 at 11:31 AM