
	Project	SPORIFY	Document Type	OQ Script
			Document Version	1.0
Document Name	AG_SPOR_2026.1.0.0_OQ_Referentials_Overview		Page	Page 1 of 51

Pre Execution Signatures

Authored by :	Saklen Sahil 00004944 Author	Date:	23 Apr 2026 at 10:38 AM
Reviewed By :	Santhosh Subramanyam 00002803 Reviewer	Date:	23 Apr 2026 at 12:15 PM
Approved By :	Swathi T 00001272 Approver	Date:	23 Apr 2026 at 12:26 PM

	Project	SPORIFY	Document Type	OQ Script
			Document Version	1.0
Document Name	AG_SPOR_2026.1.0.0_OQ_Referentials_Overview		Page	Page 2 of 51

1. Purpose

To verify the below user requirements:

FR_REF_OV_007: The system shall allow the user to view the Mapping Status Overview widget and see the percentage of source lists in matched status on the Referentials Overview screen.

Record the following


Product Name	<i>SPORIFY</i>
Product Version	<i>2026.1.0.0</i>
Test Script Approval Status	<i>Approved</i>
Execution Date	<i>24 Apr 2026 at 05:15 PM</i>
Execution Status	<i>Passed</i>
Execution Approval Status	<i>Approved</i>
Run Name[Run ID]	<i>Run_4-24_15-48-0[3110]</i>

2. Pre-Requisites

1. Pre-Validation plan is approved
2. Tester to complete the required trainings on the application/product/system/ validation testing requirements.
3. ALM Access with respect to project shall be provided.
4. OQ shall be reviewed and approved for execution.
5. IQ script is executed successfully

3. Test Conditions

Not Applicable


	Project	SPORIFY	Document Type	OQ Script
			Document Version	1.0
Document Name	AG_SPOR_2026.1.0.0_OQ_Referentials_Overview		Page	Page 3 of 51

4. Special Instructions

1. The tester shall capture, where possible, objective evidences of the input, the results such as change in status on the status bar, and System generated values, message box, error messages etc., with the System Date and Time stamps of the execution.
2. Steps marked as *PS* shall capture screenshots relevant to that step along with System Date and Time stamps of the execution.
3. The executor shall enter the 'Actual Results' column as "AE" which is an abbreviated for "As Expected" provided the result matches the expected results
4. 'NA' in the Test Data Column represents that there is no Test Data applicable for that step.


5. Execution Environment

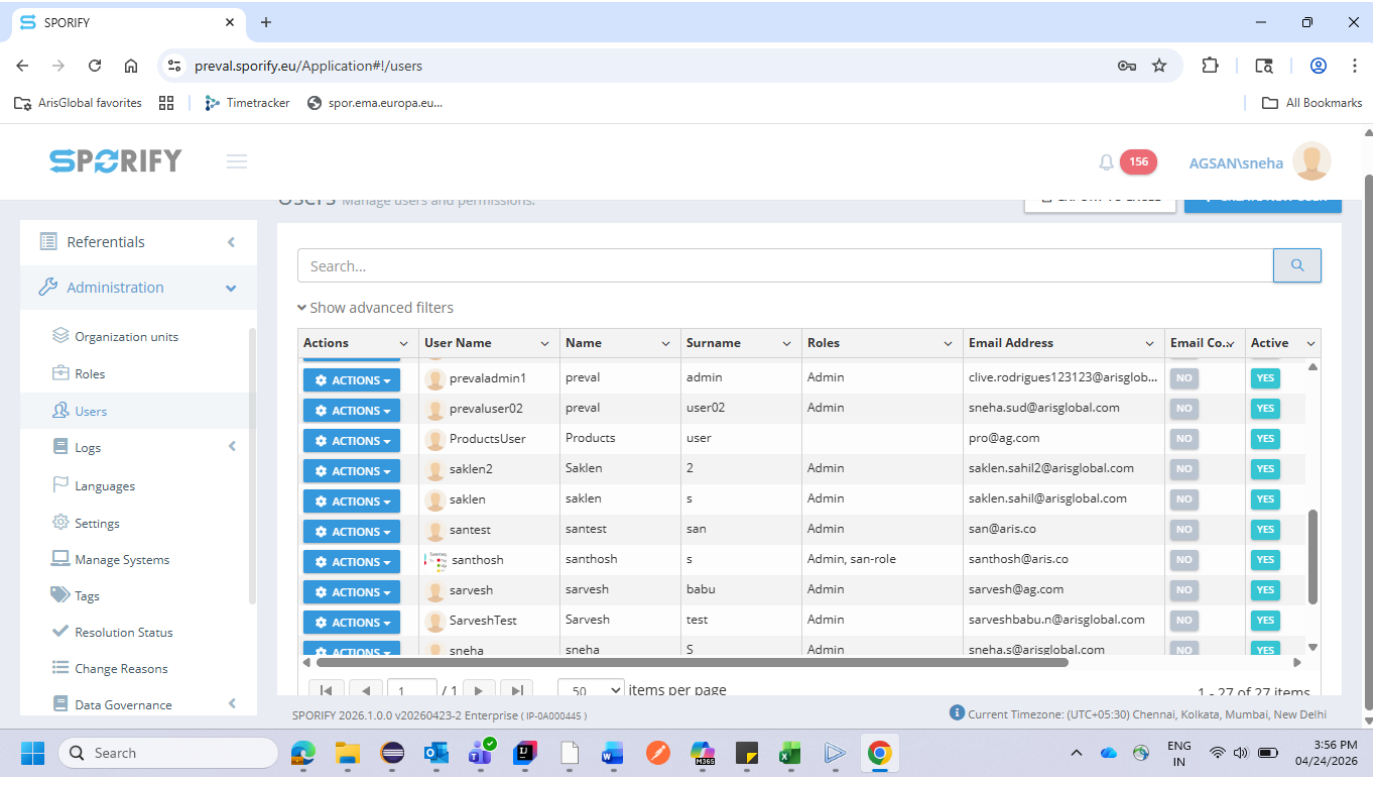
Validation


	Project	SPORIFY	Document Type	OQ Script
			Document Version	1.0
Document Name	AG_SPOR_2026.1.0.0_OQ_Referentials_Overview		Page	Page 4 of 51

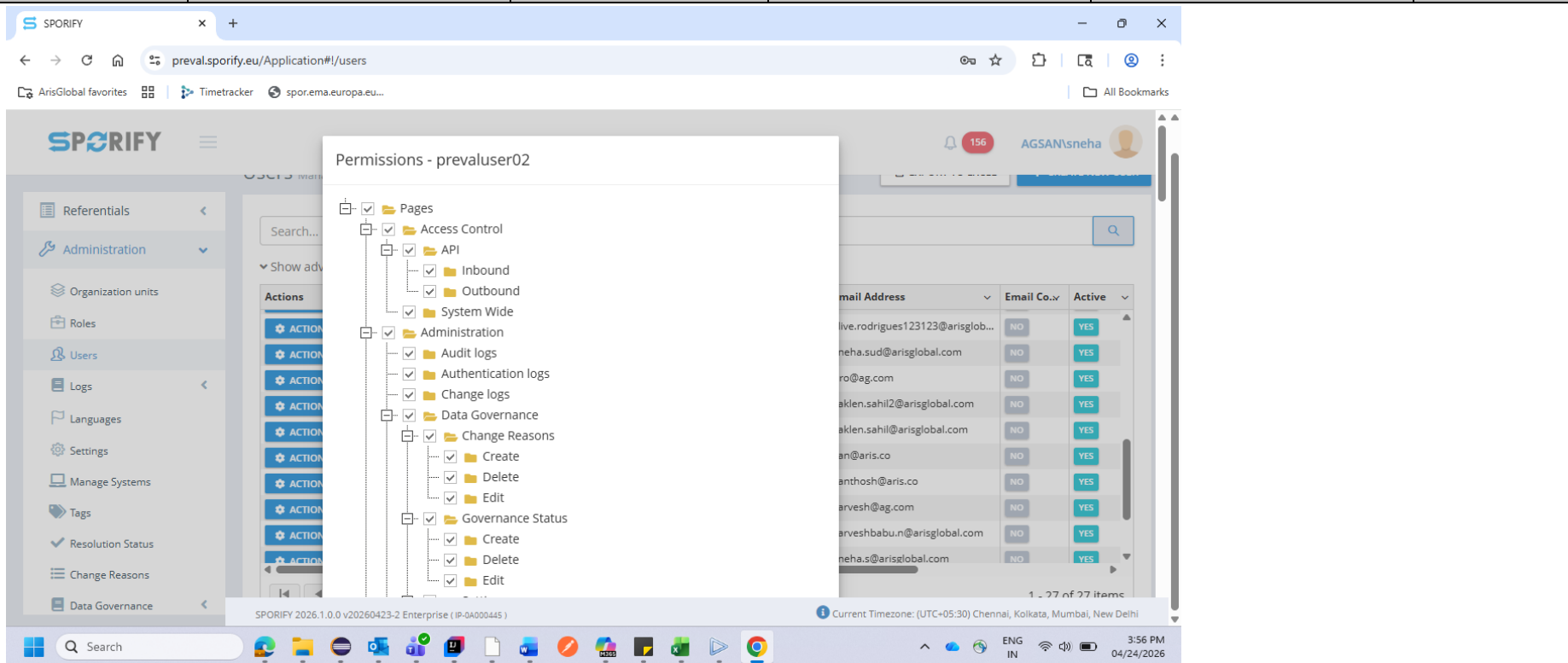
6. Test Steps


Step No	Procedure Steps	Test Data	Expected Results	Actual Results	Test Status
Step 1	Pre-requisite: 1.Admin User is available with access to all modules. 2.Tags are available in Administration-Tags. *PS*	User Name: <pvadminuser> with permissions to all domains. Tags: <Tag1, Tag2>	All Pre-requisites are met.	User Name: prevaluser02with permissions to all domains. Tags: Test New Tag1 , Test New Tag2 AE Sneha S 24 Apr 2026 at 03:59 PM	Passed

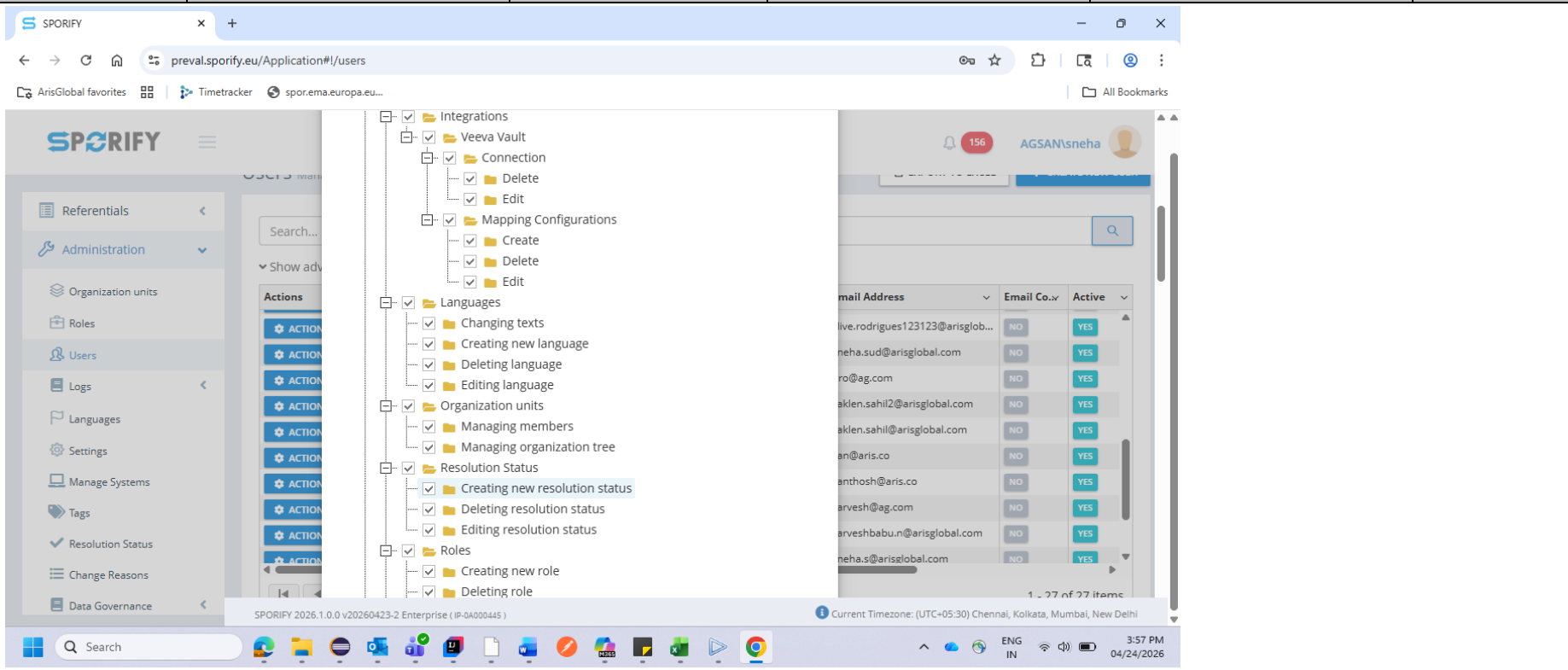
	Project	SPORIFY	Document Type	OQ Script
			Document Version	1.0
Document Name	AG_SPOR_2026.1.0.0_OQ_Referentials_Overview		Page	Page 5 of 51


Step No	Procedure Steps	Test Data	Expected Results	Actual Results	Test Status
					

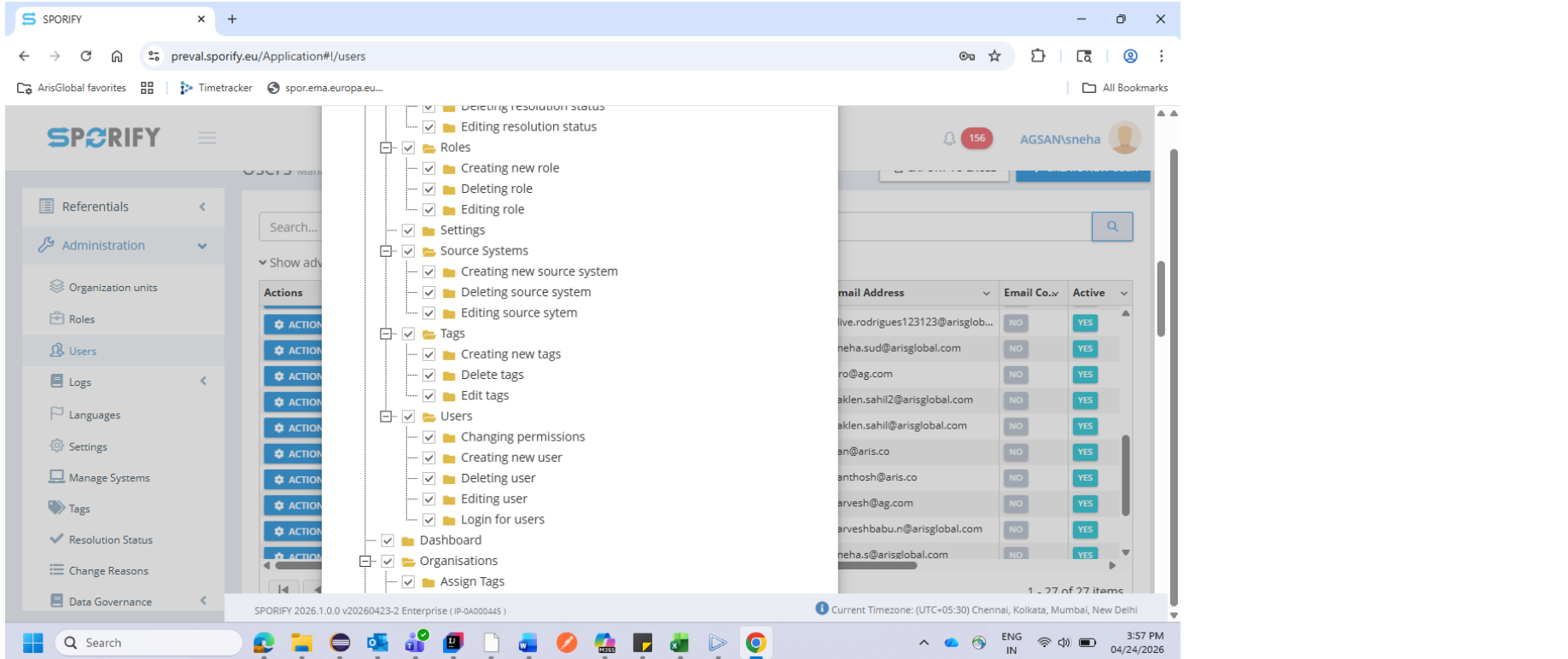
	Project	SPORIFY	Document Type	OQ Script
			Document Version	1.0
Document Name	AG_SPOR_2026.1.0.0_OQ_Referentials_Overview		Page	Page 6 of 51


Step No	Procedure Steps	Test Data	Expected Results	Actual Results	Test Status																																	
	 <p>The screenshot displays the 'Permissions - prevaluser02' configuration window in the SPORIFY application. The permissions are organized into a tree structure:</p> <ul style="list-style-type: none"> Pages <ul style="list-style-type: none"> Access Control API <ul style="list-style-type: none"> Inbound Outbound System Wide Administration <ul style="list-style-type: none"> Audit logs Authentication logs Change logs Data Governance <ul style="list-style-type: none"> Change Reasons Governance Status <ul style="list-style-type: none"> Create Delete Edit <p>In the background, a table lists users with columns for Email Address, Email Co., and Active status:</p> <table border="1"> <thead> <tr> <th>Email Address</th> <th>Email Co.</th> <th>Active</th> </tr> </thead> <tbody> <tr> <td>live.rodrigues123123@arisglob...</td> <td>NO</td> <td>YES</td> </tr> <tr> <td>neha.sud@arisglobal.com</td> <td>NO</td> <td>YES</td> </tr> <tr> <td>ro@ag.com</td> <td>NO</td> <td>YES</td> </tr> <tr> <td>aklen.sahil2@arisglobal.com</td> <td>NO</td> <td>YES</td> </tr> <tr> <td>aklen.sahil@arisglobal.com</td> <td>NO</td> <td>YES</td> </tr> <tr> <td>an@aris.co</td> <td>NO</td> <td>YES</td> </tr> <tr> <td>anthosh@aris.co</td> <td>NO</td> <td>YES</td> </tr> <tr> <td>arvesh@ag.com</td> <td>NO</td> <td>YES</td> </tr> <tr> <td>arveshababu.n@arisglobal.com</td> <td>NO</td> <td>YES</td> </tr> <tr> <td>neha.s@arisglobal.com</td> <td>NO</td> <td>YES</td> </tr> </tbody> </table>					Email Address	Email Co.	Active	live.rodrigues123123@arisglob...	NO	YES	neha.sud@arisglobal.com	NO	YES	ro@ag.com	NO	YES	aklen.sahil2@arisglobal.com	NO	YES	aklen.sahil@arisglobal.com	NO	YES	an@aris.co	NO	YES	anthosh@aris.co	NO	YES	arvesh@ag.com	NO	YES	arveshababu.n@arisglobal.com	NO	YES	neha.s@arisglobal.com	NO	YES
Email Address	Email Co.	Active																																				
live.rodrigues123123@arisglob...	NO	YES																																				
neha.sud@arisglobal.com	NO	YES																																				
ro@ag.com	NO	YES																																				
aklen.sahil2@arisglobal.com	NO	YES																																				
aklen.sahil@arisglobal.com	NO	YES																																				
an@aris.co	NO	YES																																				
anthosh@aris.co	NO	YES																																				
arvesh@ag.com	NO	YES																																				
arveshababu.n@arisglobal.com	NO	YES																																				
neha.s@arisglobal.com	NO	YES																																				

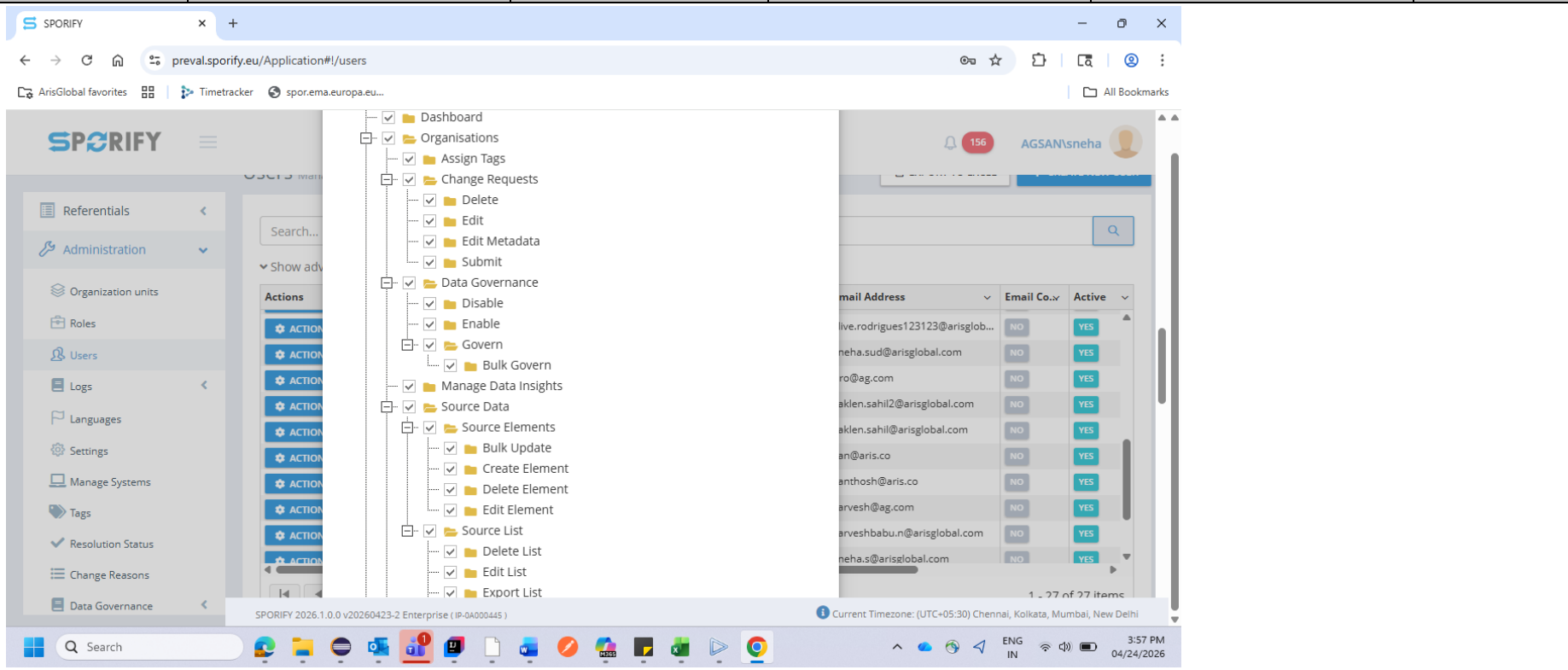
	Project	SPORIFY	Document Type	OQ Script
			Document Version	1.0
Document Name	AG_SPOR_2026.1.0.0_OQ_Referentials_Overview		Page	Page 7 of 51


Step No	Procedure Steps	Test Data	Expected Results	Actual Results	Test Status																																	
	 <p>The screenshot displays the SPORIFY application interface. On the left is a navigation menu with items like Referentials, Administration, Organization units, Roles, Users, Logs, Languages, Settings, Manage Systems, Tags, Resolution Status, Change Reasons, and Data Governance. The main area is divided into two panes. The left pane shows a tree view of system components with folders such as Integrations, Languages, Organization units, Resolution Status, and Roles, each containing sub-items with checkboxes and action icons. The right pane shows a table of users with the following data:</p> <table border="1"> <thead> <tr> <th>Email Address</th> <th>Email Co.</th> <th>Active</th> </tr> </thead> <tbody> <tr> <td>live.rodrigues123123@arisglob...</td> <td>NO</td> <td>YES</td> </tr> <tr> <td>neha.sud@arisglobal.com</td> <td>NO</td> <td>YES</td> </tr> <tr> <td>ro@ag.com</td> <td>NO</td> <td>YES</td> </tr> <tr> <td>aklen.sahil2@arisglobal.com</td> <td>NO</td> <td>YES</td> </tr> <tr> <td>aklen.sahil@arisglobal.com</td> <td>NO</td> <td>YES</td> </tr> <tr> <td>an@aris.co</td> <td>NO</td> <td>YES</td> </tr> <tr> <td>anthosh@aris.co</td> <td>NO</td> <td>YES</td> </tr> <tr> <td>arvesh@ag.com</td> <td>NO</td> <td>YES</td> </tr> <tr> <td>arveshabu.n@arisglobal.com</td> <td>NO</td> <td>YES</td> </tr> <tr> <td>neha.s@arisglobal.com</td> <td>NO</td> <td>YES</td> </tr> </tbody> </table> <p>The bottom of the screenshot shows the Windows taskbar with the system tray indicating the time as 3:57 PM on 04/24/2026.</p>					Email Address	Email Co.	Active	live.rodrigues123123@arisglob...	NO	YES	neha.sud@arisglobal.com	NO	YES	ro@ag.com	NO	YES	aklen.sahil2@arisglobal.com	NO	YES	aklen.sahil@arisglobal.com	NO	YES	an@aris.co	NO	YES	anthosh@aris.co	NO	YES	arvesh@ag.com	NO	YES	arveshabu.n@arisglobal.com	NO	YES	neha.s@arisglobal.com	NO	YES
Email Address	Email Co.	Active																																				
live.rodrigues123123@arisglob...	NO	YES																																				
neha.sud@arisglobal.com	NO	YES																																				
ro@ag.com	NO	YES																																				
aklen.sahil2@arisglobal.com	NO	YES																																				
aklen.sahil@arisglobal.com	NO	YES																																				
an@aris.co	NO	YES																																				
anthosh@aris.co	NO	YES																																				
arvesh@ag.com	NO	YES																																				
arveshabu.n@arisglobal.com	NO	YES																																				
neha.s@arisglobal.com	NO	YES																																				

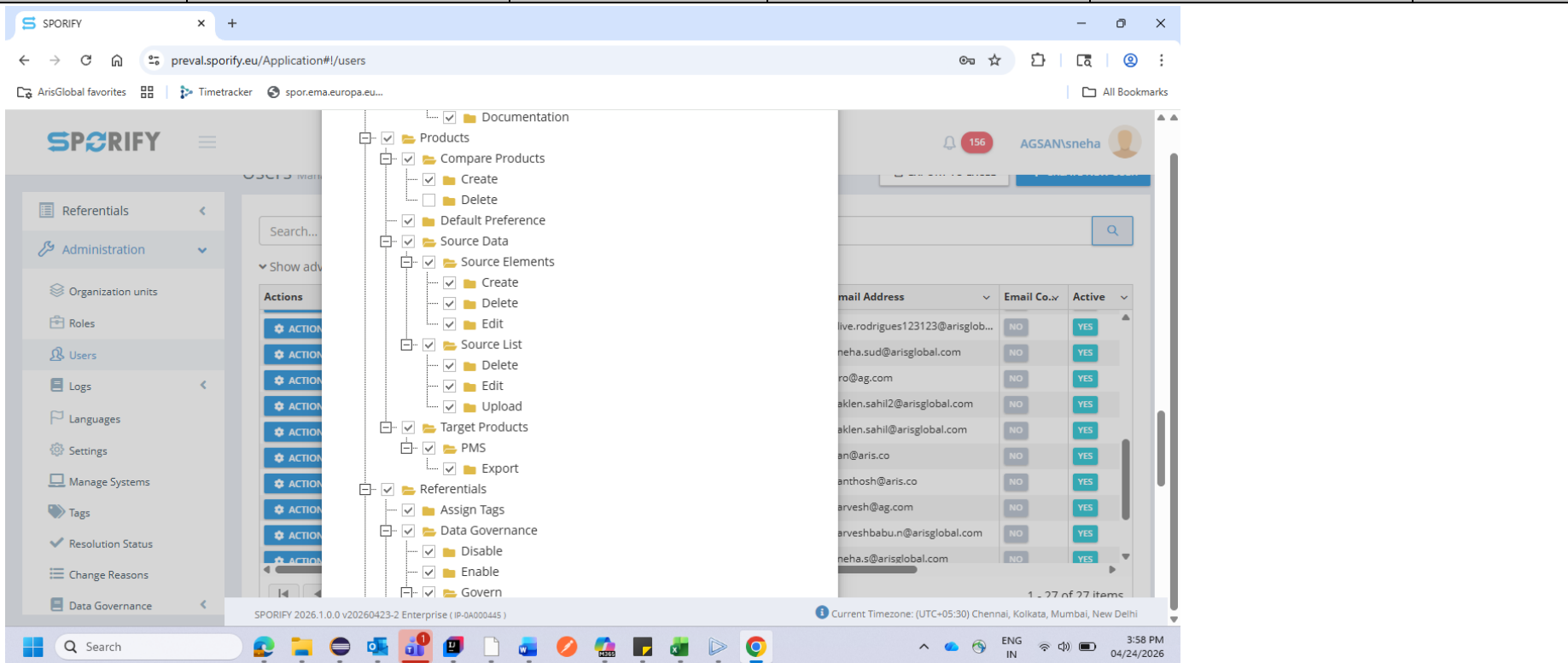
	Project	SPORIFY	Document Type	OQ Script
			Document Version	1.0
Document Name	AG_SPOR_2026.1.0.0_OQ_Referentials_Overview		Page	Page 8 of 51


Step No	Procedure Steps	Test Data	Expected Results	Actual Results	Test Status																																	
	 <p>The screenshot displays the SPORIFY application interface. On the left is a navigation menu with categories like Administration, Users, Logs, Languages, Settings, Manage Systems, Tags, Resolution Status, Change Reasons, and Data Governance. The main area shows a tree view of system components with checkboxes and action icons. On the right, a table lists users with columns for Email Address, Email Co., and Active status.</p> <table border="1"> <thead> <tr> <th>Email Address</th> <th>Email Co.</th> <th>Active</th> </tr> </thead> <tbody> <tr> <td>live.rodrigues123123@arisglob...</td> <td>NO</td> <td>YES</td> </tr> <tr> <td>neha.sud@arisglobal.com</td> <td>NO</td> <td>YES</td> </tr> <tr> <td>ro@ag.com</td> <td>NO</td> <td>YES</td> </tr> <tr> <td>aklen.sahil2@arisglobal.com</td> <td>NO</td> <td>YES</td> </tr> <tr> <td>aklen.sahil@arisglobal.com</td> <td>NO</td> <td>YES</td> </tr> <tr> <td>an@aris.co</td> <td>NO</td> <td>YES</td> </tr> <tr> <td>anthosh@aris.co</td> <td>NO</td> <td>YES</td> </tr> <tr> <td>arvesh@ag.com</td> <td>NO</td> <td>YES</td> </tr> <tr> <td>arveshbabu.n@arisglobal.com</td> <td>NO</td> <td>YES</td> </tr> <tr> <td>neha.s@arisglobal.com</td> <td>NO</td> <td>YES</td> </tr> </tbody> </table>					Email Address	Email Co.	Active	live.rodrigues123123@arisglob...	NO	YES	neha.sud@arisglobal.com	NO	YES	ro@ag.com	NO	YES	aklen.sahil2@arisglobal.com	NO	YES	aklen.sahil@arisglobal.com	NO	YES	an@aris.co	NO	YES	anthosh@aris.co	NO	YES	arvesh@ag.com	NO	YES	arveshbabu.n@arisglobal.com	NO	YES	neha.s@arisglobal.com	NO	YES
Email Address	Email Co.	Active																																				
live.rodrigues123123@arisglob...	NO	YES																																				
neha.sud@arisglobal.com	NO	YES																																				
ro@ag.com	NO	YES																																				
aklen.sahil2@arisglobal.com	NO	YES																																				
aklen.sahil@arisglobal.com	NO	YES																																				
an@aris.co	NO	YES																																				
anthosh@aris.co	NO	YES																																				
arvesh@ag.com	NO	YES																																				
arveshbabu.n@arisglobal.com	NO	YES																																				
neha.s@arisglobal.com	NO	YES																																				

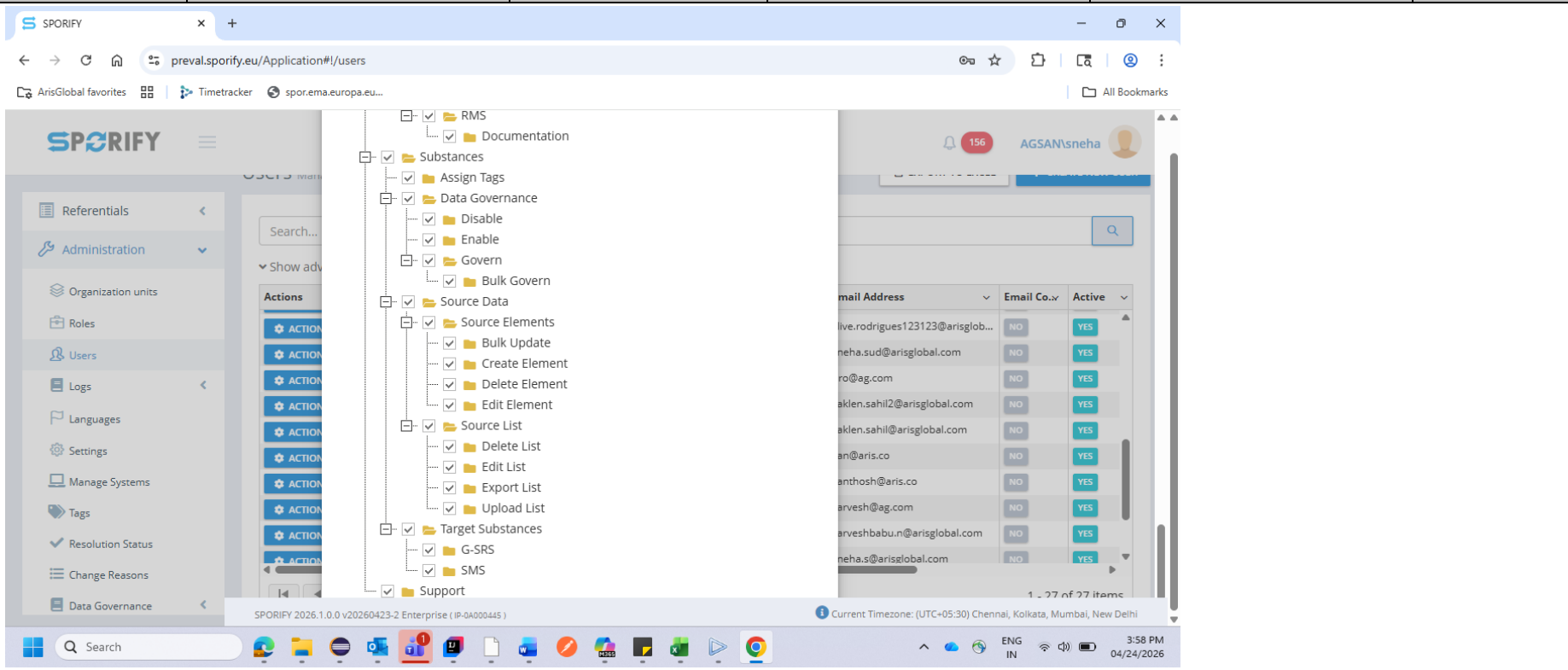
	Project	SPORIFY	Document Type	OQ Script
			Document Version	1.0
Document Name	AG_SPOR_2026.1.0.0_OQ_Referentials_Overview		Page	Page 9 of 51


Step No	Procedure Steps	Test Data	Expected Results	Actual Results	Test Status																																	
	 <p>The screenshot displays the SPORIFY application interface. On the left is a navigation menu with items like Referentials, Administration, Organization units, Roles, Users, Logs, Languages, Settings, Manage Systems, Tags, Resolution Status, Change Reasons, and Data Governance. The main area shows a tree view of actions with categories such as Dashboard, Organisations, Change Requests, Data Governance, Manage Data Insights, Source Data, Source Elements, and Source List. On the right, a table lists users with columns for Email Address, Email Co., and Active status.</p> <table border="1" data-bbox="1155 649 1533 1006"> <thead> <tr> <th>Email Address</th> <th>Email Co.</th> <th>Active</th> </tr> </thead> <tbody> <tr> <td>live.rodrigues123123@arisglob...</td> <td>NO</td> <td>YES</td> </tr> <tr> <td>neha.sud@arisglobal.com</td> <td>NO</td> <td>YES</td> </tr> <tr> <td>ro@ag.com</td> <td>NO</td> <td>YES</td> </tr> <tr> <td>aklen.sahil2@arisglobal.com</td> <td>NO</td> <td>YES</td> </tr> <tr> <td>aklen.sahil@arisglobal.com</td> <td>NO</td> <td>YES</td> </tr> <tr> <td>an@aris.co</td> <td>NO</td> <td>YES</td> </tr> <tr> <td>anthosh@aris.co</td> <td>NO</td> <td>YES</td> </tr> <tr> <td>arvesh@ag.com</td> <td>NO</td> <td>YES</td> </tr> <tr> <td>arveshabu.n@arisglobal.com</td> <td>NO</td> <td>YES</td> </tr> <tr> <td>neha.s@arisglobal.com</td> <td>NO</td> <td>YES</td> </tr> </tbody> </table>					Email Address	Email Co.	Active	live.rodrigues123123@arisglob...	NO	YES	neha.sud@arisglobal.com	NO	YES	ro@ag.com	NO	YES	aklen.sahil2@arisglobal.com	NO	YES	aklen.sahil@arisglobal.com	NO	YES	an@aris.co	NO	YES	anthosh@aris.co	NO	YES	arvesh@ag.com	NO	YES	arveshabu.n@arisglobal.com	NO	YES	neha.s@arisglobal.com	NO	YES
Email Address	Email Co.	Active																																				
live.rodrigues123123@arisglob...	NO	YES																																				
neha.sud@arisglobal.com	NO	YES																																				
ro@ag.com	NO	YES																																				
aklen.sahil2@arisglobal.com	NO	YES																																				
aklen.sahil@arisglobal.com	NO	YES																																				
an@aris.co	NO	YES																																				
anthosh@aris.co	NO	YES																																				
arvesh@ag.com	NO	YES																																				
arveshabu.n@arisglobal.com	NO	YES																																				
neha.s@arisglobal.com	NO	YES																																				

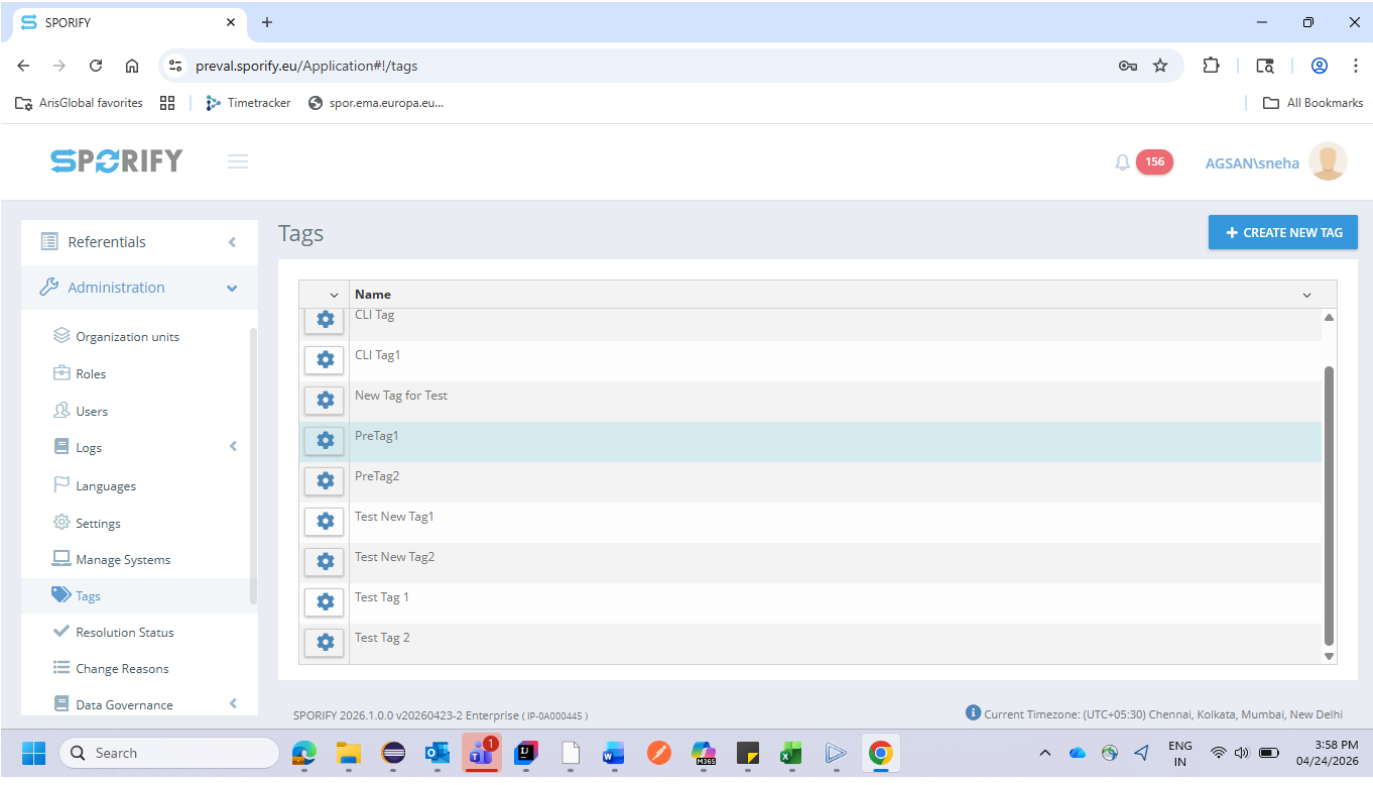
	Project	SPORIFY	Document Type	OQ Script
			Document Version	1.0
Document Name	AG_SPOR_2026.1.0.0_OQ_Referentials_Overview		Page	Page 10 of 51


Step No	Procedure Steps	Test Data	Expected Results	Actual Results	Test Status																																	
	 <p>The screenshot displays the SPORIFY web application interface. On the left is a navigation menu with categories like Administration, Users, Logs, Settings, and Data Governance. The main area shows a tree view of system components such as Products, Source Data, and Referentials. On the right, a table lists email addresses with columns for 'Email Co.' and 'Active'.</p> <table border="1"> <thead> <tr> <th>Email Address</th> <th>Email Co.</th> <th>Active</th> </tr> </thead> <tbody> <tr> <td>live.rodrigues123123@arisglob...</td> <td>NO</td> <td>YES</td> </tr> <tr> <td>neha.sud@arisglobal.com</td> <td>NO</td> <td>YES</td> </tr> <tr> <td>ro@ag.com</td> <td>NO</td> <td>YES</td> </tr> <tr> <td>aklen.sahil2@arisglobal.com</td> <td>NO</td> <td>YES</td> </tr> <tr> <td>aklen.sahil@arisglobal.com</td> <td>NO</td> <td>YES</td> </tr> <tr> <td>an@aris.co</td> <td>NO</td> <td>YES</td> </tr> <tr> <td>anthosh@aris.co</td> <td>NO</td> <td>YES</td> </tr> <tr> <td>arvesh@ag.com</td> <td>NO</td> <td>YES</td> </tr> <tr> <td>arveshbabu.n@arisglobal.com</td> <td>NO</td> <td>YES</td> </tr> <tr> <td>neha.s@arisglobal.com</td> <td>NO</td> <td>YES</td> </tr> </tbody> </table>					Email Address	Email Co.	Active	live.rodrigues123123@arisglob...	NO	YES	neha.sud@arisglobal.com	NO	YES	ro@ag.com	NO	YES	aklen.sahil2@arisglobal.com	NO	YES	aklen.sahil@arisglobal.com	NO	YES	an@aris.co	NO	YES	anthosh@aris.co	NO	YES	arvesh@ag.com	NO	YES	arveshbabu.n@arisglobal.com	NO	YES	neha.s@arisglobal.com	NO	YES
Email Address	Email Co.	Active																																				
live.rodrigues123123@arisglob...	NO	YES																																				
neha.sud@arisglobal.com	NO	YES																																				
ro@ag.com	NO	YES																																				
aklen.sahil2@arisglobal.com	NO	YES																																				
aklen.sahil@arisglobal.com	NO	YES																																				
an@aris.co	NO	YES																																				
anthosh@aris.co	NO	YES																																				
arvesh@ag.com	NO	YES																																				
arveshbabu.n@arisglobal.com	NO	YES																																				
neha.s@arisglobal.com	NO	YES																																				

	Project	SPORIFY	Document Type	OQ Script
			Document Version	1.0
Document Name	AG_SPOR_2026.1.0.0_OQ_Referentials_Overview		Page	Page 11 of 51


Step No	Procedure Steps	Test Data	Expected Results	Actual Results	Test Status																																	
	 <p>The screenshot displays the SPORIFY web application. On the left is a navigation sidebar with options like 'Referentials', 'Administration', 'Users', and 'Settings'. The main area shows a hierarchical tree view of folders including 'RMS', 'Documentation', 'Substances', 'Data Governance', 'Source Data', and 'Source Elements'. On the right, a table lists users with columns for 'Email Address', 'Email Co.', and 'Active'.</p> <table border="1" data-bbox="1155 649 1554 1006"> <thead> <tr> <th>Email Address</th> <th>Email Co.</th> <th>Active</th> </tr> </thead> <tbody> <tr><td>live.rodrigues123123@arisglob...</td><td>NO</td><td>YES</td></tr> <tr><td>neha.sud@arisglobal.com</td><td>NO</td><td>YES</td></tr> <tr><td>ro@ag.com</td><td>NO</td><td>YES</td></tr> <tr><td>aklen.sahil2@arisglobal.com</td><td>NO</td><td>YES</td></tr> <tr><td>aklen.sahil@arisglobal.com</td><td>NO</td><td>YES</td></tr> <tr><td>an@aris.co</td><td>NO</td><td>YES</td></tr> <tr><td>anthosh@aris.co</td><td>NO</td><td>YES</td></tr> <tr><td>arvesh@ag.com</td><td>NO</td><td>YES</td></tr> <tr><td>arveshbabu.n@arisglobal.com</td><td>NO</td><td>YES</td></tr> <tr><td>neha.s@arisglobal.com</td><td>NO</td><td>YES</td></tr> </tbody> </table>					Email Address	Email Co.	Active	live.rodrigues123123@arisglob...	NO	YES	neha.sud@arisglobal.com	NO	YES	ro@ag.com	NO	YES	aklen.sahil2@arisglobal.com	NO	YES	aklen.sahil@arisglobal.com	NO	YES	an@aris.co	NO	YES	anthosh@aris.co	NO	YES	arvesh@ag.com	NO	YES	arveshbabu.n@arisglobal.com	NO	YES	neha.s@arisglobal.com	NO	YES
Email Address	Email Co.	Active																																				
live.rodrigues123123@arisglob...	NO	YES																																				
neha.sud@arisglobal.com	NO	YES																																				
ro@ag.com	NO	YES																																				
aklen.sahil2@arisglobal.com	NO	YES																																				
aklen.sahil@arisglobal.com	NO	YES																																				
an@aris.co	NO	YES																																				
anthosh@aris.co	NO	YES																																				
arvesh@ag.com	NO	YES																																				
arveshbabu.n@arisglobal.com	NO	YES																																				
neha.s@arisglobal.com	NO	YES																																				

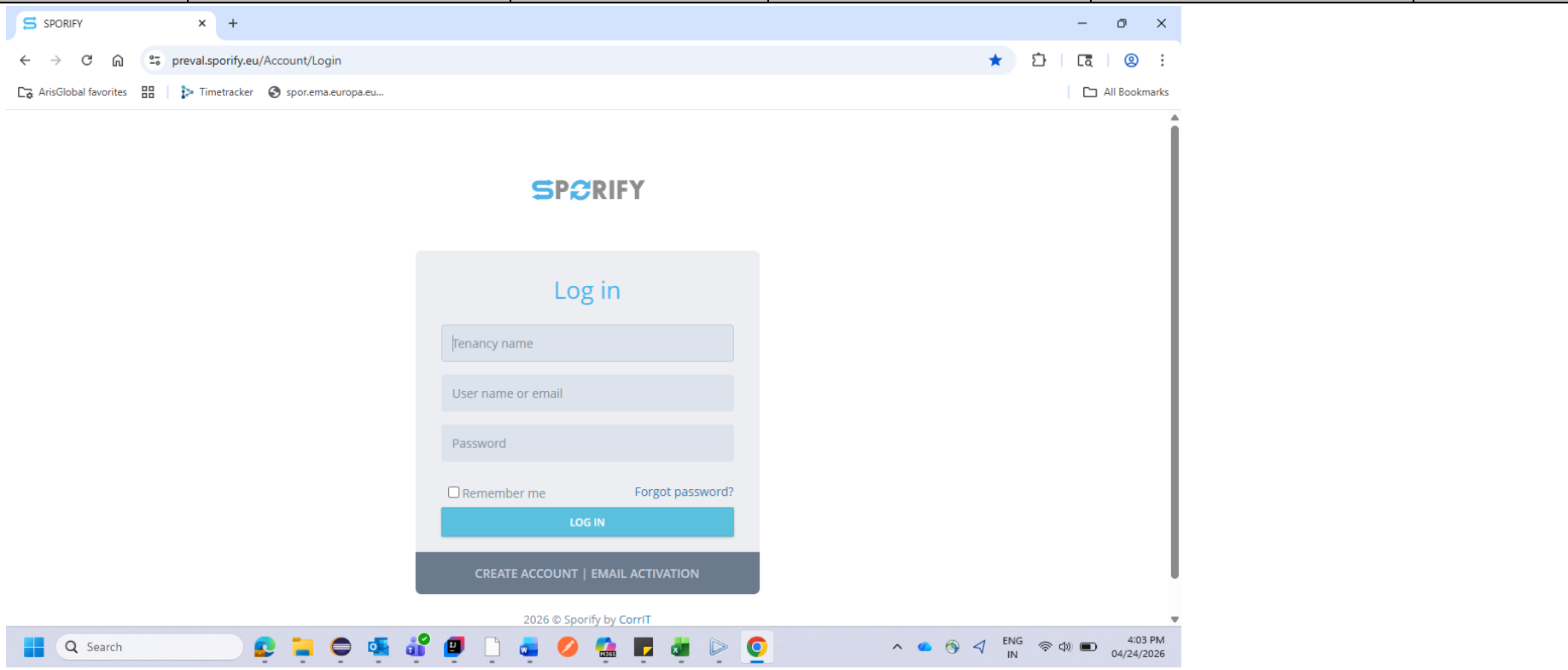
	Project	SPORIFY	Document Type	OQ Script
			Document Version	1.0
Document Name	AG_SPOR_2026.1.0.0_OQ_Referentials_Overview		Page	Page 12 of 51


Step No	Procedure Steps	Test Data	Expected Results	Actual Results	Test Status
					

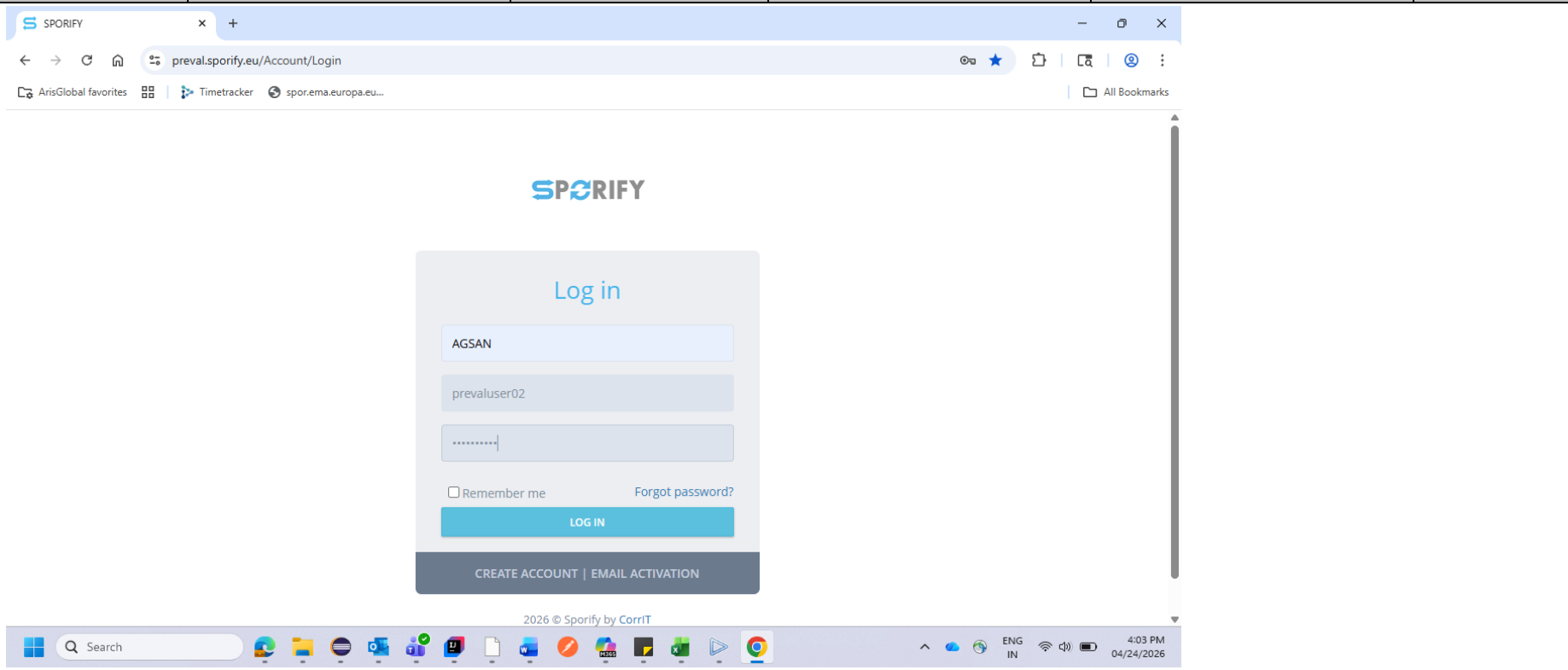
	Project	SPORIFY	Document Type	OQ Script
			Document Version	1.0
Document Name	AG_SPOR_2026.1.0.0_OQ_Referentials_Overview		Page	Page 13 of 51


Step No	Procedure Steps	Test Data	Expected Results	Actual Results	Test Status
Step 2	Launch the SPORIFY application and enter the details as mentioned in test data column. Click on LOGIN button. *PS*	URL: <https://preval.sporify.eu/Account/Login> Tenancy name : <preval> User name or email: <pvadminuser> Password: <Enter valid password of the user>	The SPORIFY application homepage is displayed.	URL: https://preval.sporify.eu/Account/Login Tenancy name : AGSAN User name or email: prevaluser02 AE Sneha S 24 Apr 2026 at 04:06 PM	Passed

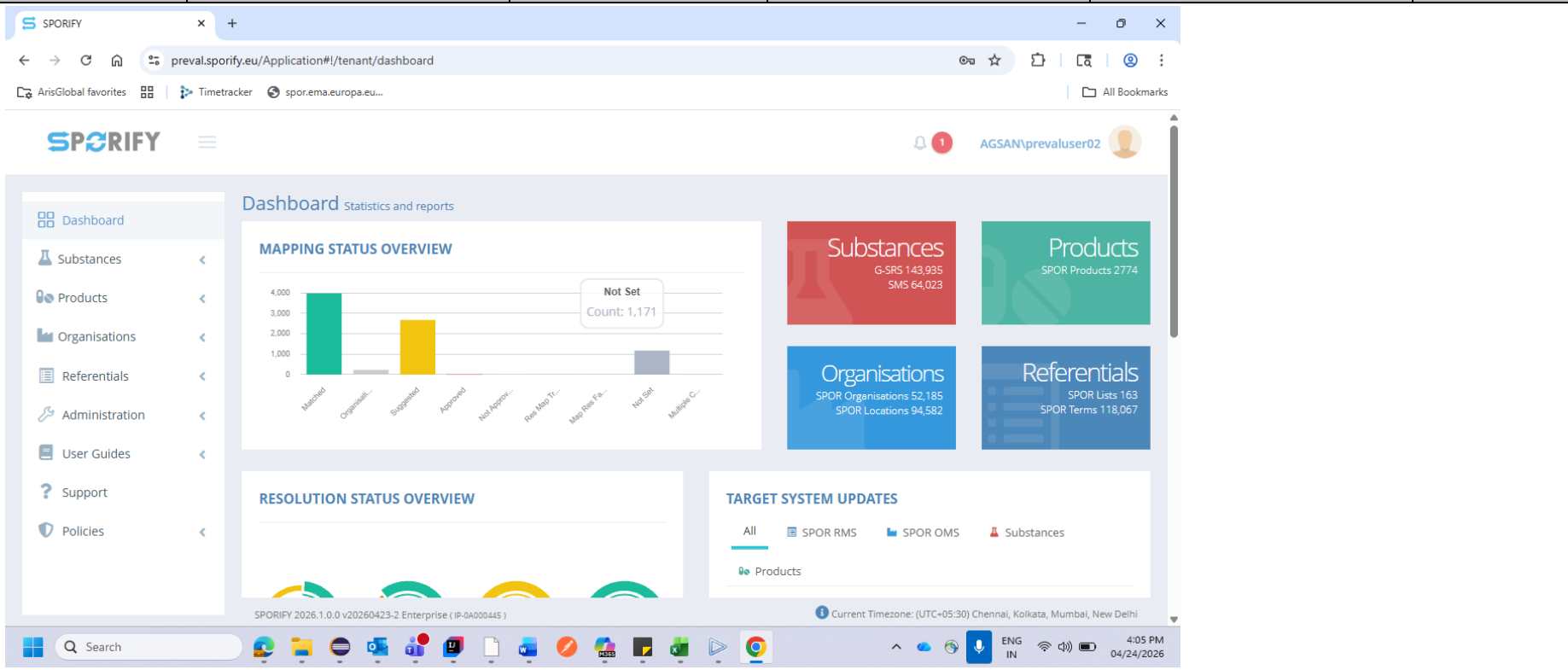
	Project	SPORIFY	Document Type	OQ Script
			Document Version	1.0
Document Name	AG_SPOR_2026.1.0.0_OQ_Referentials_Overview		Page	Page 14 of 51


Step No	Procedure Steps	Test Data	Expected Results	Actual Results	Test Status
					

	Project	SPORIFY	Document Type	OQ Script
			Document Version	1.0
Document Name	AG_SPOR_2026.1.0.0_OQ_Referentials_Overview		Page	Page 15 of 51

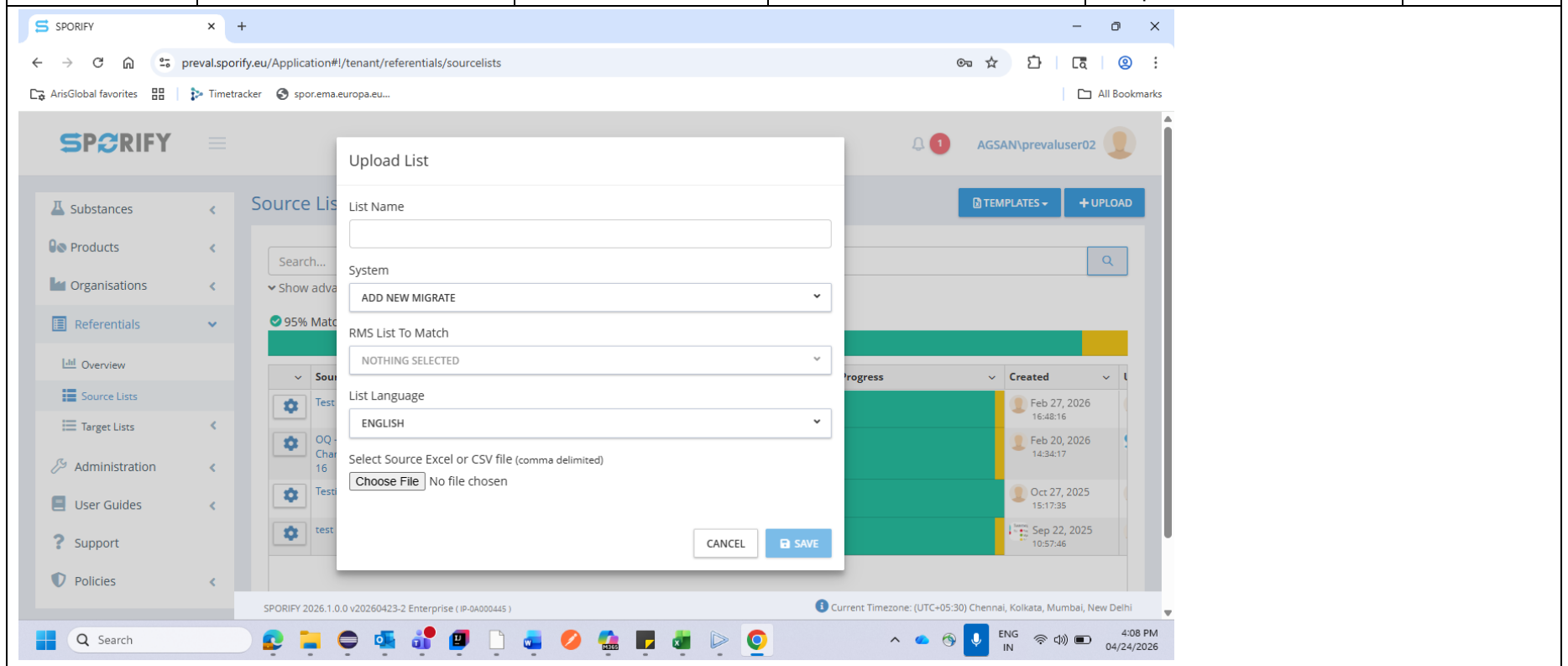
Step No	Procedure Steps	Test Data	Expected Results	Actual Results	Test Status
					


	Project	SPORIFY	Document Type	OQ Script
			Document Version	1.0
Document Name	AG_SPOR_2026.1.0.0_OQ_Referentials_Overview		Page	Page 16 of 51

Step No	Procedure Steps	Test Data	Expected Results	Actual Results	Test Status
	 <p>The screenshot displays the SPORIFY dashboard interface. At the top, there's a navigation bar with the SPORIFY logo and user information for 'AGSAN\prevaluser02'. The main content area is divided into several sections:</p> <ul style="list-style-type: none"> MAPPING STATUS OVERVIEW: A bar chart showing the distribution of mapping statuses. The y-axis ranges from 0 to 4,000. The x-axis categories include Matched, Organisations, Suggested, Approved, Not Approved, Role Map Tr..., Map Res Pa..., Not Set, and Multiple C... A tooltip for 'Not Set' indicates a count of 1,171. Substances: A red card showing G-SRS 143,935 and SMS 64,023. Products: A green card showing SPOR Products 2774. Organisations: A blue card showing SPOR Organisations 52,185 and SPOR Locations 94,582. Referentials: A dark blue card showing SPOR Lists 163 and SPOR Terms 118,067. RESOLUTION STATUS OVERVIEW: A section with four circular progress indicators. TARGET SYSTEM UPDATES: A section with filters for All, SPOR RMS, SPOR OMS, and Substances, and a list of products. <p>The bottom of the dashboard shows system information: 'SPORIFY 2026.1.0.0 v20260423-2 Enterprise (IP-0A000445)' and 'Current Timezone: (UTC+05:30) Chennai, Kolkata, Mumbai, New Delhi'. The Windows taskbar at the very bottom shows the date and time as 4:05 PM on 04/24/2026.</p>				

	Project	SPORIFY	Document Type	OQ Script
			Document Version	1.0
Document Name	AG_SPOR_2026.1.0.0_OQ_Referentials_Overview		Page	Page 17 of 51


Step No	Procedure Steps	Test Data	Expected Results	Actual Results	Test Status
Step 3	Navigate to Referentials >> Source List >> Click on 'Upload' button. *PS*	NA	The 'Upload List' modal is displayed.	AE Sneha S 24 Apr 2026 at 04:09 PM	Passed

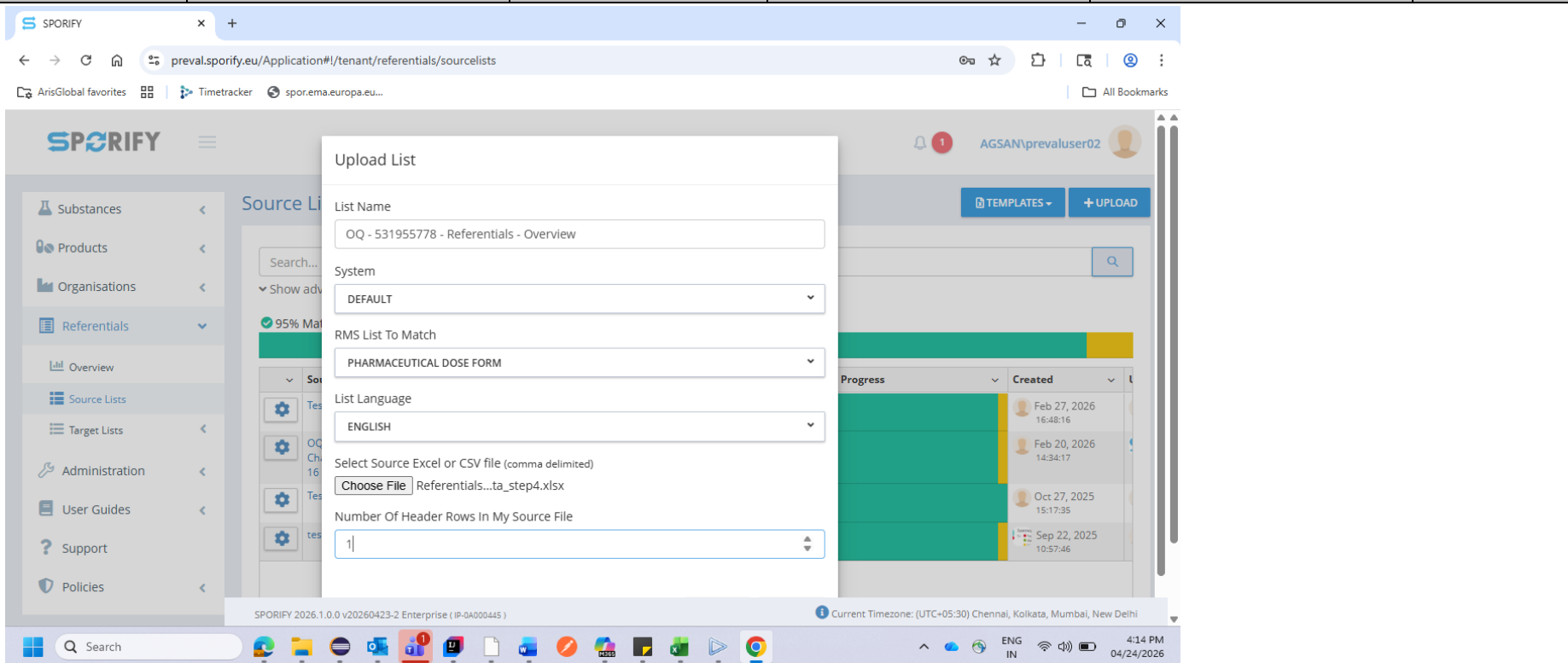



	Project	SPORIFY	Document Type	OQ Script
			Document Version	1.0
Document Name	AG_SPOR_2026.1.0.0_OQ_Referentials_Overview		Page	Page 18 of 51

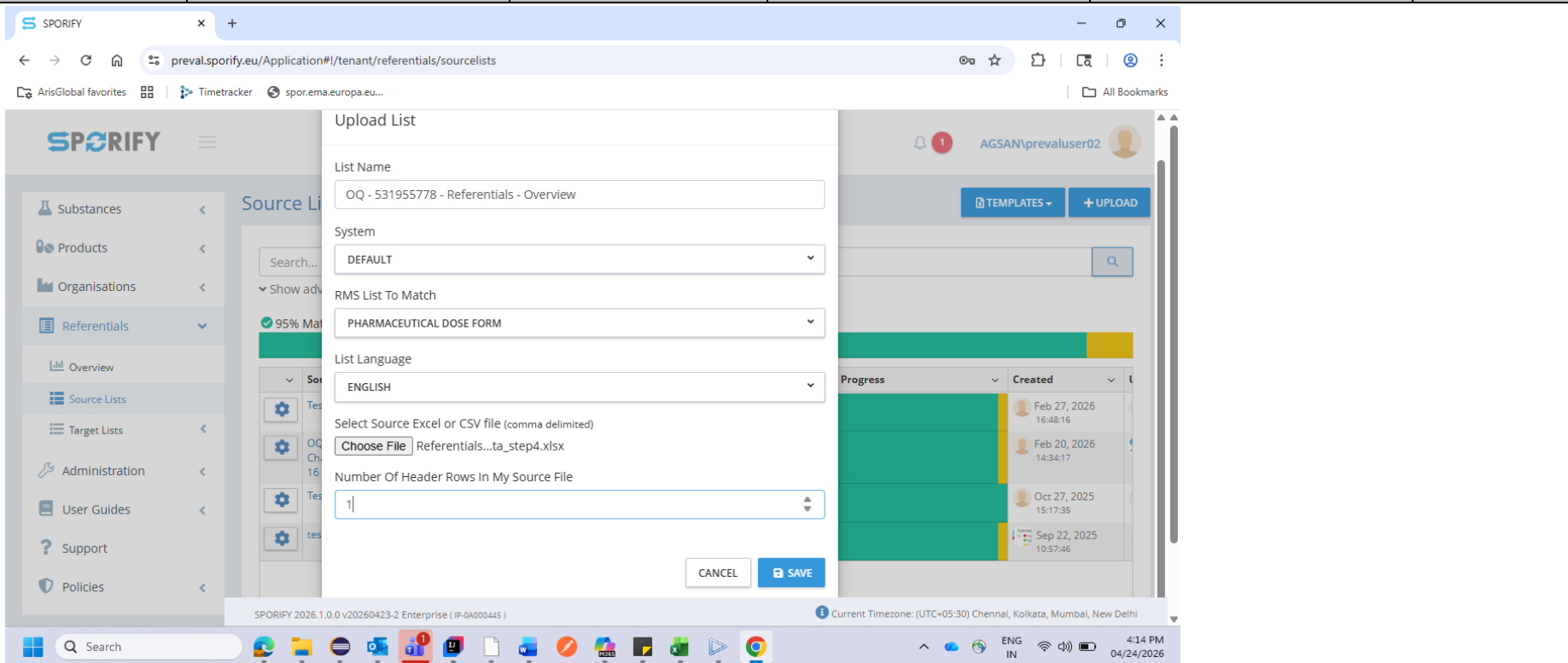
Step No	Procedure Steps	Test Data	Expected Results	Actual Results	Test Status
Step 4	Enter the details as mentioned in the test data column. *PS*	List Name: <OQ - 531955778 - Referentials - Overview> System: <Default> RMS List To Match: <Pharmaceutical Dose Form> List Language: <English> Choose File: <Select Source Excel Or CSV File> Number Of Header Rows In My Source File: <1>	The 'Upload List' modal is filled in.	List Name: OQ - 531955778 - Referentials - Overview System: Default RMS List To Match: Pharmaceutical Dose Form List Language: English Choose File: ReferentialsOverviewTestData_step4.xlsx Number Of Header Rows In My Source File: 1 AE Sneha S 24 Apr 2026 at 04:14 PM	Passed


[Click Here](#)

	Project	SPORIFY	Document Type	OQ Script
			Document Version	1.0
Document Name	AG_SPOR_2026.1.0.0_OQ_Referentials_Overview		Page	Page 19 of 51

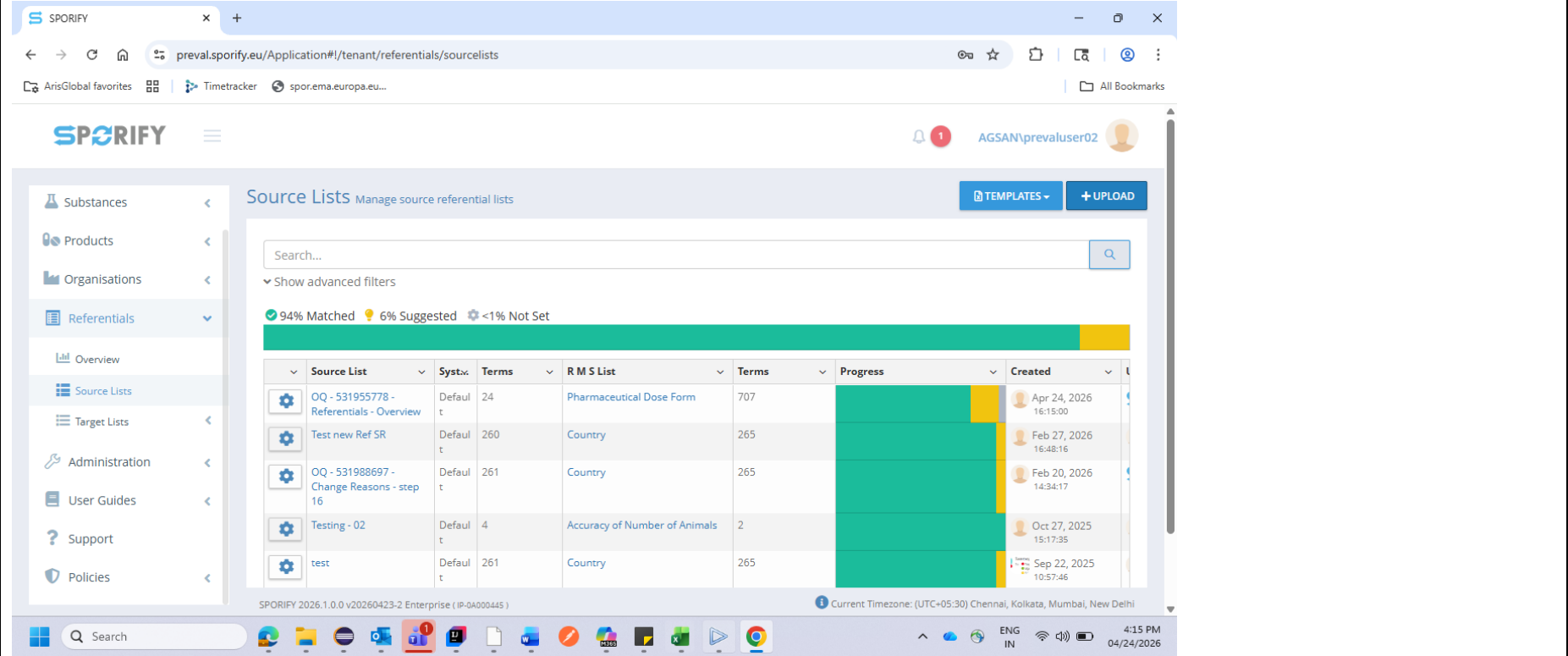
Step No	Procedure Steps	Test Data	Expected Results	Actual Results	Test Status
 <p>The screenshot displays the SPORIFY web interface. A modal window titled 'Upload List' is open, allowing for the configuration of a new source list. The fields are as follows:</p> <ul style="list-style-type: none"> List Name: OQ - 531955778 - Referentials - Overview System: DEFAULT RMS List To Match: PHARMACEUTICAL DOSE FORM List Language: ENGLISH Select Source Excel or CSV file (comma delimited): A 'Choose File' button is present, with the filename 'Referentials...ta_step4.xlsx' displayed. Number Of Header Rows In My Source File: 1 <p>The background interface shows a sidebar with categories: Substances, Products, Organisations, Referentials, Overview, Source Lists, Target Lists, Administration, User Guides, Support, and Policies. The main content area shows a 'Source Lists' section with a search bar and a table of existing lists. The Windows taskbar at the bottom shows the system time as 4:14 PM on 04/24/2026.</p>					

	Project	SPORIFY	Document Type	OQ Script
			Document Version	1.0
Document Name	AG_SPOR_2026.1.0.0_OQ_Referentials_Overview		Page	Page 20 of 51

Step No	Procedure Steps	Test Data	Expected Results	Actual Results	Test Status
					

	Project	SPORIFY	Document Type	OQ Script
			Document Version	1.0
Document Name	AG_SPOR_2026.1.0.0_OQ_Referentials_Overview		Page	Page 21 of 51


Step No	Procedure Steps	Test Data	Expected Results	Actual Results	Test Status
Step 5	Click the 'Save' button. *PS*	NA	List is uploaded and displayed in the Source list grid.	AE Sneha S 24 Apr 2026 at 04:16 PM	Passed

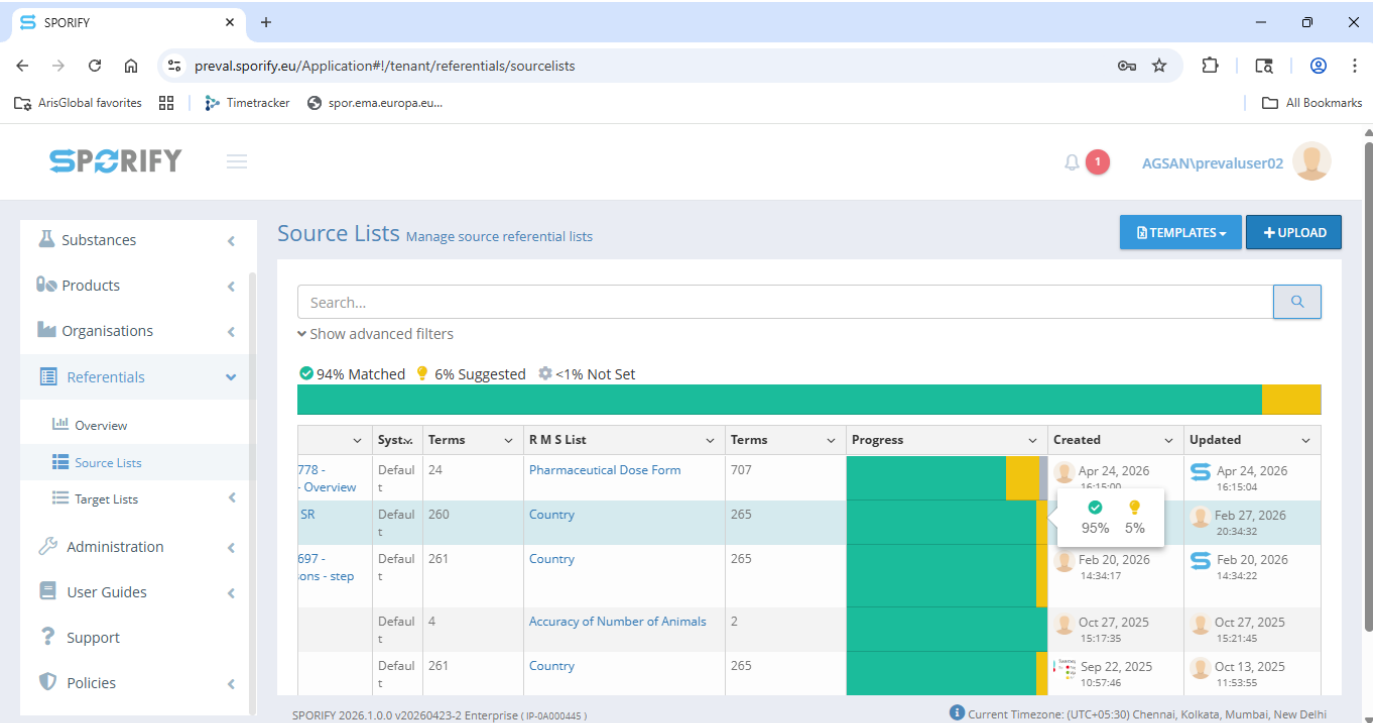



The screenshot displays the SPORIFY web application interface for managing source referential lists. The page title is "Source Lists" with a subtitle "Manage source referential lists". A search bar is present at the top right of the main content area. Below the search bar, there is a summary bar showing "94% Matched", "6% Suggested", and "<1% Not Set". A table below this summary lists the source lists with the following columns: Source List, System, Terms, R M S List, Terms, Progress, and Created. The table contains five rows of data:

Source List	System	Terms	R M S List	Terms	Progress	Created
OQ - 531955778 - Referentials - Overview	Default	24	Pharmaceutical Dose Form	707	94% Matched	Apr 24, 2026 16:15:00
Test new Ref SR	Default	260	Country	265	6% Suggested	Feb 27, 2026 16:48:16
OQ - 531988697 - Change Reasons - step 16	Default	261	Country	265	94% Matched	Feb 20, 2026 14:34:17
Testing - 02	Default	4	Accuracy of Number of Animals	2	94% Matched	Oct 27, 2025 15:17:35
test	Default	261	Country	265	94% Matched	Sep 22, 2025 10:57:46


The interface also shows a left-hand navigation menu with options like Substances, Products, Organisations, Referentials, Overview, Source Lists, Target Lists, Administration, User Guides, Support, and Policies. The user is logged in as "AGSAN\prevaluser02". The footer of the application shows "SPORIFY 2026.1.0.0 v20260423-2 Enterprise (IP-0A000445)" and the current time zone as "(UTC+05:30) Chennai, Kolkata, Mumbai, New Delhi". The Windows taskbar at the bottom shows the time as 4:15 PM on 04/24/2026.

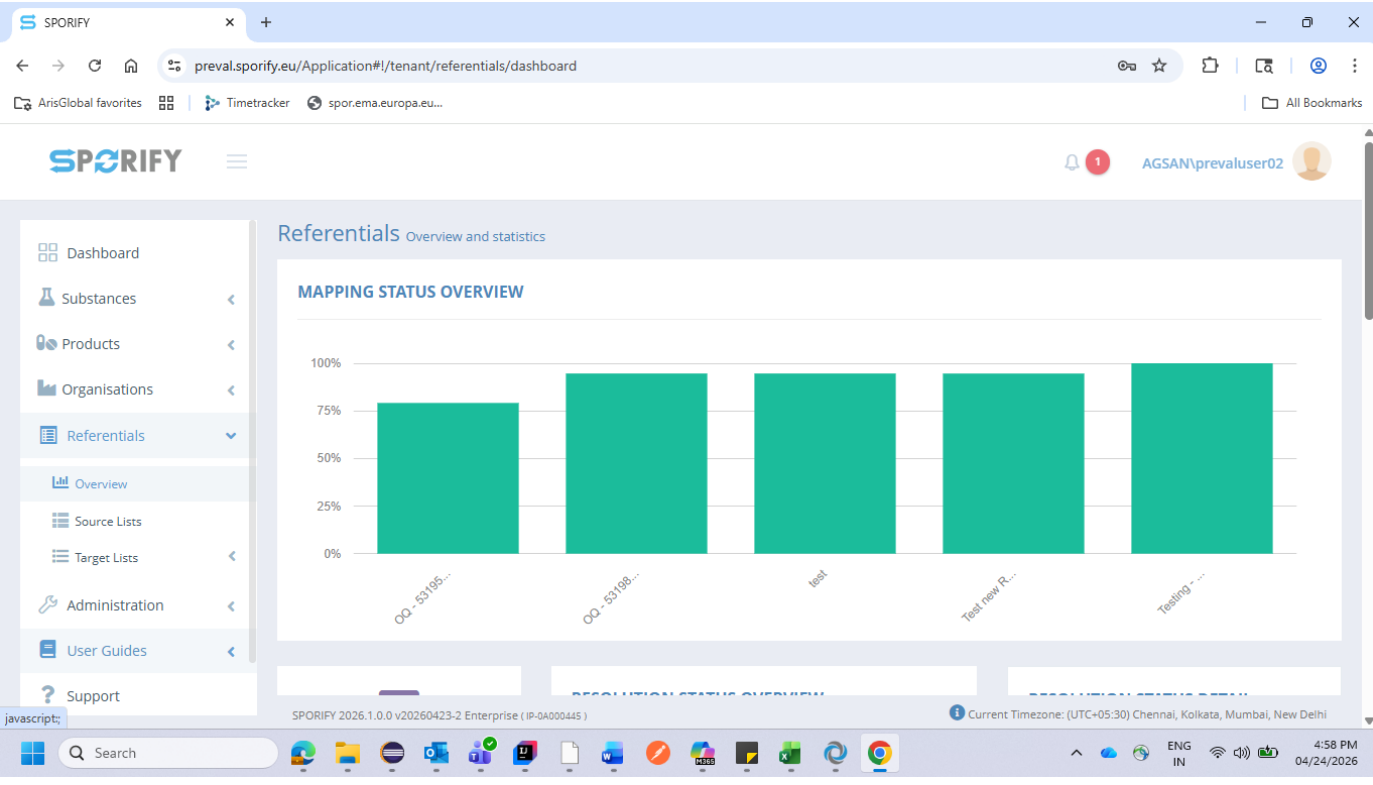
	Project	SPORIFY	Document Type	OQ Script
			Document Version	1.0
Document Name	AG_SPOR_2026.1.0.0_OQ_Referentials_Overview		Page	Page 22 of 51


Step No	Procedure Steps	Test Data	Expected Results	Actual Results	Test Status																																										
 <p>The screenshot displays the SPORIFY web application interface for managing source referential lists. The page title is 'Source Lists' with a subtitle 'Manage source referential lists'. A search bar is present at the top. Below it, a progress bar shows '94% Matched', '6% Suggested', and '<1% Not Set'. A table lists several source referential lists with columns for System, Terms, R M S List, Terms, Progress, Created, and Updated. A tooltip is visible over the 'Progress' column for the 'SR' entry, showing '95%' and '5%'.</p> <table border="1"> <thead> <tr> <th>System</th> <th>Terms</th> <th>R M S List</th> <th>Terms</th> <th>Progress</th> <th>Created</th> <th>Updated</th> </tr> </thead> <tbody> <tr> <td>778 - Overview</td> <td>Default</td> <td>24</td> <td>Pharmaceutical Dose Form</td> <td>707</td> <td>Apr 24, 2026 16:15:00</td> <td>Apr 24, 2026 16:15:04</td> </tr> <tr> <td>SR</td> <td>Default</td> <td>260</td> <td>Country</td> <td>265</td> <td>Feb 20, 2026 14:34:17</td> <td>Feb 27, 2026 20:34:32</td> </tr> <tr> <td>697 - ions - step</td> <td>Default</td> <td>261</td> <td>Country</td> <td>265</td> <td>Feb 20, 2026 14:34:17</td> <td>Feb 20, 2026 14:34:22</td> </tr> <tr> <td></td> <td>Default</td> <td>4</td> <td>Accuracy of Number of Animals</td> <td>2</td> <td>Oct 27, 2025 15:17:35</td> <td>Oct 27, 2025 15:21:45</td> </tr> <tr> <td></td> <td>Default</td> <td>261</td> <td>Country</td> <td>265</td> <td>Sep 22, 2025 10:57:46</td> <td>Oct 13, 2025 11:53:55</td> </tr> </tbody> </table>						System	Terms	R M S List	Terms	Progress	Created	Updated	778 - Overview	Default	24	Pharmaceutical Dose Form	707	Apr 24, 2026 16:15:00	Apr 24, 2026 16:15:04	SR	Default	260	Country	265	Feb 20, 2026 14:34:17	Feb 27, 2026 20:34:32	697 - ions - step	Default	261	Country	265	Feb 20, 2026 14:34:17	Feb 20, 2026 14:34:22		Default	4	Accuracy of Number of Animals	2	Oct 27, 2025 15:17:35	Oct 27, 2025 15:21:45		Default	261	Country	265	Sep 22, 2025 10:57:46	Oct 13, 2025 11:53:55
System	Terms	R M S List	Terms	Progress	Created	Updated																																									
778 - Overview	Default	24	Pharmaceutical Dose Form	707	Apr 24, 2026 16:15:00	Apr 24, 2026 16:15:04																																									
SR	Default	260	Country	265	Feb 20, 2026 14:34:17	Feb 27, 2026 20:34:32																																									
697 - ions - step	Default	261	Country	265	Feb 20, 2026 14:34:17	Feb 20, 2026 14:34:22																																									
	Default	4	Accuracy of Number of Animals	2	Oct 27, 2025 15:17:35	Oct 27, 2025 15:21:45																																									
	Default	261	Country	265	Sep 22, 2025 10:57:46	Oct 13, 2025 11:53:55																																									

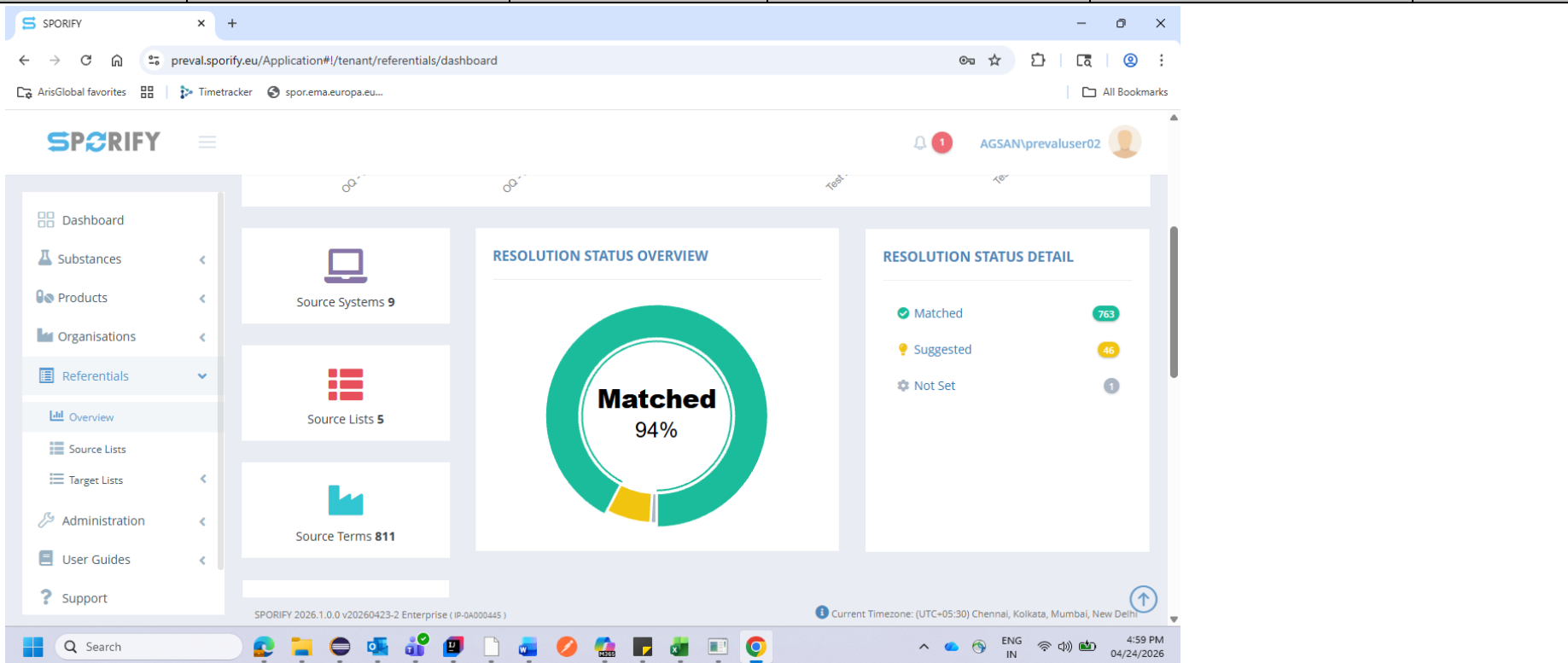
	Project	SPORIFY	Document Type	OQ Script
			Document Version	1.0
Document Name	AG_SPOR_2026.1.0.0_OQ_Referentials_Overview		Page	Page 23 of 51


Step No	Procedure Steps	Test Data	Expected Results	Actual Results	Test Status
Step 6	Navigate to Referentials>> Overview. *PS*	NA	The 'Referentials overview and statistics' screen is displayed with below sections: 1.Mapping Status Overview 2.Source Systems, Source Lists and Source Terms Counts 3.Resolution Status Overview 4.Resolution Status Detail 5.Tag Count Summary 6.RMS Lists, RMS Terms and RMS Languages Counts 7.RMS Update Timeline	AE Sneha S 24 Apr 2026 at 04:59 PM	Passed

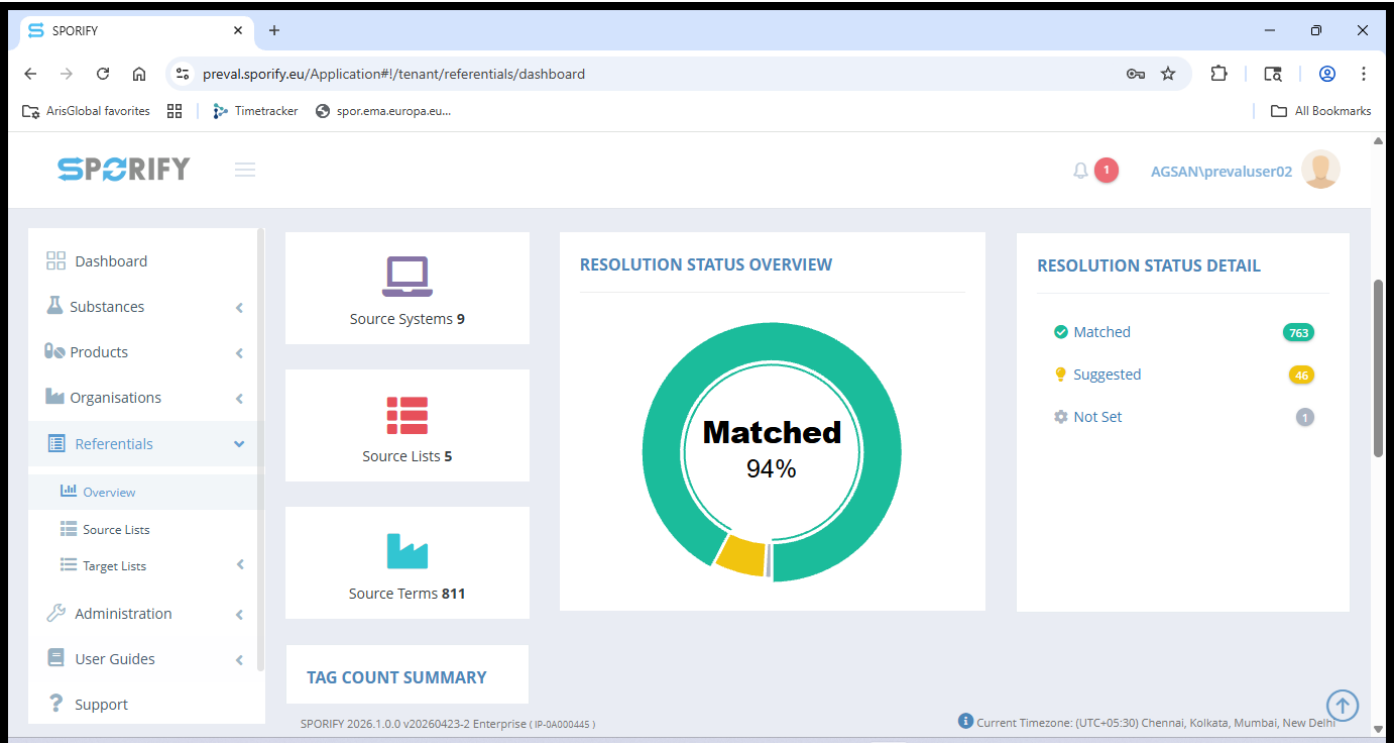
	Project	SPORIFY	Document Type	OQ Script
			Document Version	1.0
Document Name	AG_SPOR_2026.1.0.0_OQ_Referentials_Overview		Page	Page 24 of 51


Step No	Procedure Steps	Test Data	Expected Results	Actual Results	Test Status												
 <p>The screenshot displays the SPORIFY web interface. The main content area is titled 'Referentials Overview and statistics'. A prominent bar chart, 'MAPPING STATUS OVERVIEW', shows the following data points:</p> <table border="1"> <thead> <tr> <th>Test Scenario</th> <th>Mapping Status (%)</th> </tr> </thead> <tbody> <tr> <td>OO-53198-...</td> <td>~80%</td> </tr> <tr> <td>OO-53198-...</td> <td>100%</td> </tr> <tr> <td>test</td> <td>100%</td> </tr> <tr> <td>Test new R...</td> <td>100%</td> </tr> <tr> <td>Testing - ...</td> <td>100%</td> </tr> </tbody> </table> <p>The interface also includes a left-hand navigation menu with options like Dashboard, Substances, Products, Organisations, Referentials, Administration, and Support. The top right shows the user 'AGSAN\prevaluser02'. The bottom of the browser window shows the Windows taskbar with the date '04/24/2026' and time '4:58 PM'.</p>						Test Scenario	Mapping Status (%)	OO-53198-...	~80%	OO-53198-...	100%	test	100%	Test new R...	100%	Testing - ...	100%
Test Scenario	Mapping Status (%)																
OO-53198-...	~80%																
OO-53198-...	100%																
test	100%																
Test new R...	100%																
Testing - ...	100%																

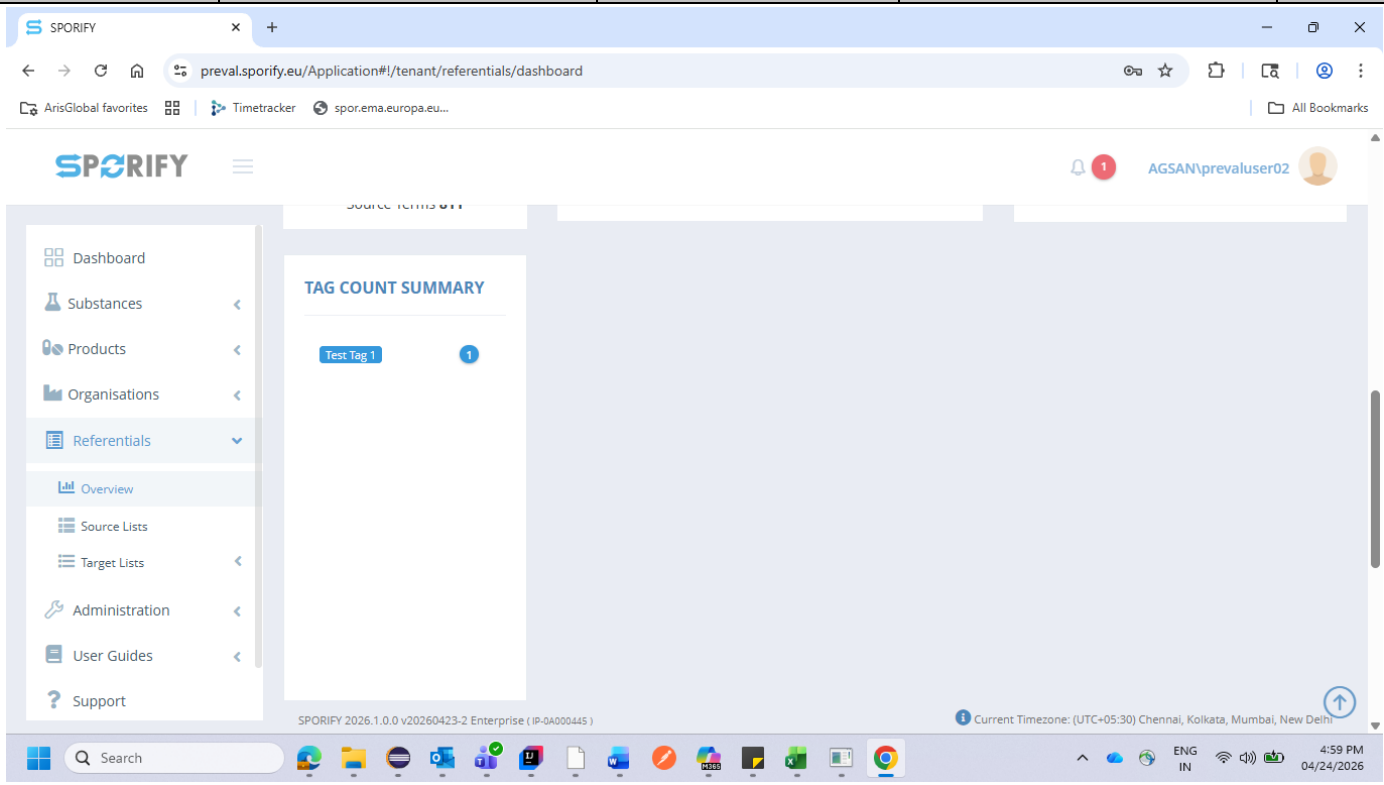
	Project	SPORIFY	Document Type	OQ Script
			Document Version	1.0
Document Name	AG_SPOR_2026.1.0.0_OQ_Referentials_Overview		Page	Page 25 of 51


Step No	Procedure Steps	Test Data	Expected Results	Actual Results	Test Status								
	 <p>The screenshot displays the SPORIFY web application interface. The main content area features a 'RESOLUTION STATUS OVERVIEW' section with a large green donut chart indicating that 94% of items are 'Matched'. To the right, a 'RESOLUTION STATUS DETAIL' table provides a breakdown of the data:</p> <table border="1"> <thead> <tr> <th>Category</th> <th>Count</th> </tr> </thead> <tbody> <tr> <td>Matched</td> <td>763</td> </tr> <tr> <td>Suggested</td> <td>46</td> </tr> <tr> <td>Not Set</td> <td>1</td> </tr> </tbody> </table> <p>Other dashboard elements include a left-hand navigation menu with options like 'Substances', 'Products', 'Organisations', and 'Referentials'. A top navigation bar shows the user is logged in as 'AGSAN\prevaluser02'. The Windows taskbar at the bottom indicates the system time is 4:59 PM on 04/24/2026.</p>					Category	Count	Matched	763	Suggested	46	Not Set	1
Category	Count												
Matched	763												
Suggested	46												
Not Set	1												

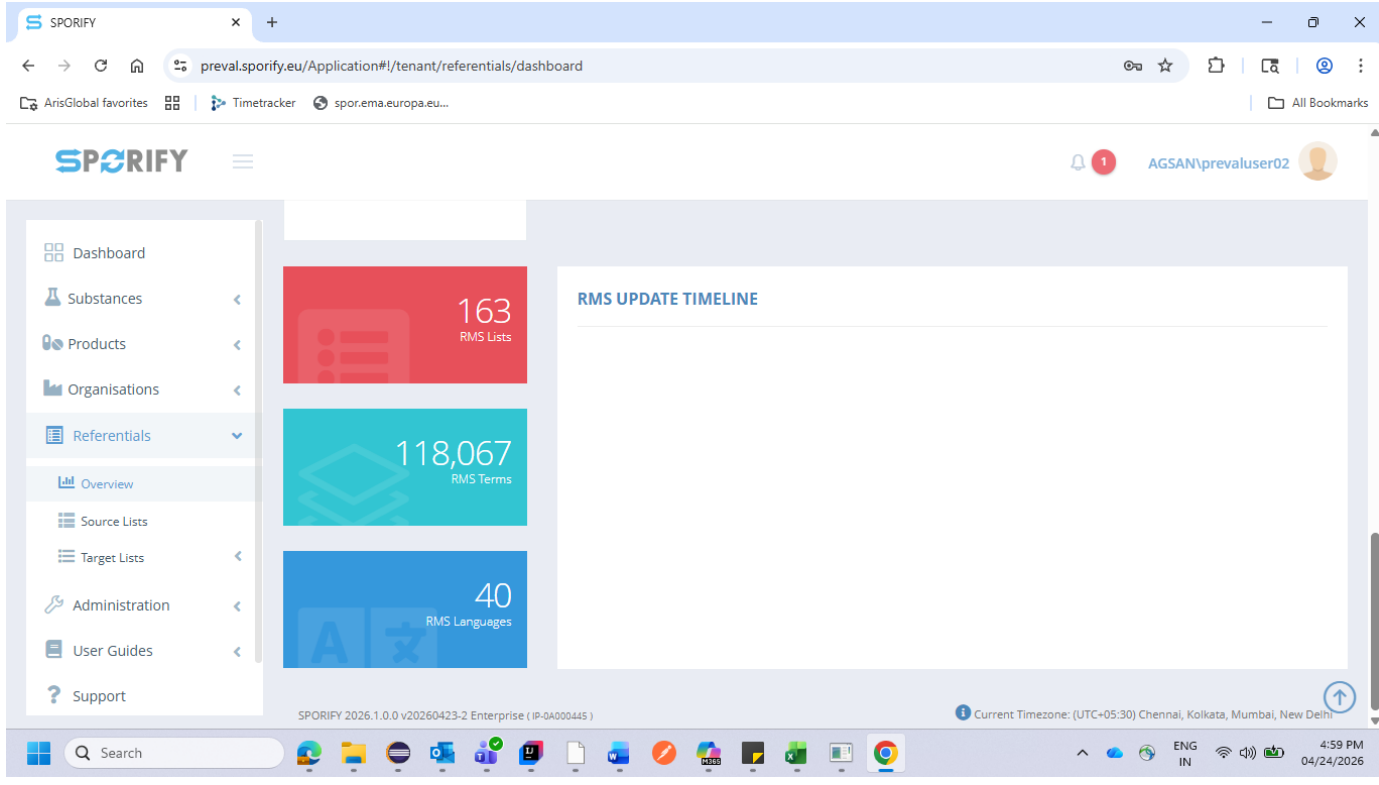
	Project	SPORIFY	Document Type	OQ Script
			Document Version	1.0
Document Name	AG_SPOR_2026.1.0.0_OQ_Referentials_Overview		Page	Page 26 of 51


Step No	Procedure Steps	Test Data	Expected Results	Actual Results	Test Status
	 <p>The screenshot displays the SPORIFY web application interface. The main content area features a 'RESOLUTION STATUS OVERVIEW' section with a large green donut chart indicating a 'Matched' status of 94%. To the right, a 'RESOLUTION STATUS DETAIL' section provides a breakdown: 763 Matched items (green), 46 Suggested items (yellow), and 1 Not Set item (grey). The left sidebar contains navigation options such as Dashboard, Substances, Products, Organisations, Referentials, Overview, Source Lists, Target Lists, Administration, User Guides, and Support. The top navigation bar includes the SPORIFY logo, a user profile for 'AGSAN\prevaluser02', and a notification bell. The footer of the application shows the version 'SPORIFY 2026.1.0.0 v20260423-2 Enterprise (IP-0A000445)' and the current time zone '(UTC+05:30) Chennai, Kolkata, Mumbai, New Delhi'.</p>				

	Project	SPORIFY	Document Type	OQ Script
			Document Version	1.0
Document Name	AG_SPOR_2026.1.0.0_OQ_Referentials_Overview		Page	Page 27 of 51

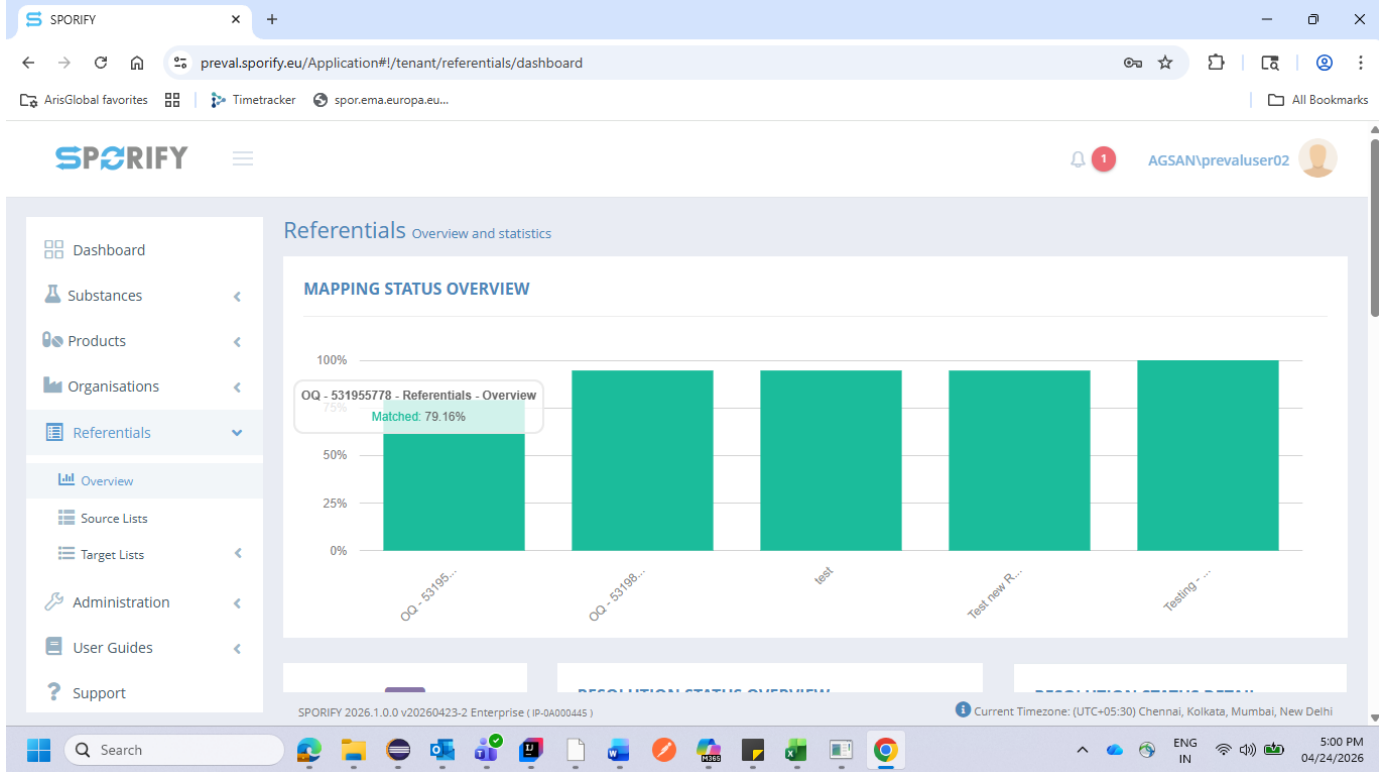
Step No	Procedure Steps	Test Data	Expected Results	Actual Results	Test Status
	 <p>The screenshot displays the SPORIFY web application interface. The browser address bar shows 'preval.sporify.eu/Application#/tenant/referentials/dashboard'. The application header includes the SPORIFY logo and a user profile for 'AGSAN\prevaluser02'. A left-hand navigation menu lists various sections: Dashboard, Substances, Products, Organisations, Referentials (expanded), Overview, Source Lists, Target Lists, Administration, User Guides, and Support. The main content area features a 'TAG COUNT SUMMARY' section with a single entry 'Test.Tag.1' and a count of 1. The Windows taskbar at the bottom shows the system time as 4:59 PM on 04/24/2026.</p>				


	Project	SPORIFY	Document Type	OQ Script
			Document Version	1.0
Document Name	AG_SPOR_2026.1.0.0_OQ_Referentials_Overview		Page	Page 28 of 51

Step No	Procedure Steps	Test Data	Expected Results	Actual Results	Test Status
					


	Project	SPORIFY	Document Type	OQ Script
			Document Version	1.0
Document Name	AG_SPOR_2026.1.0.0_OQ_Referentials_Overview		Page	Page 29 of 51

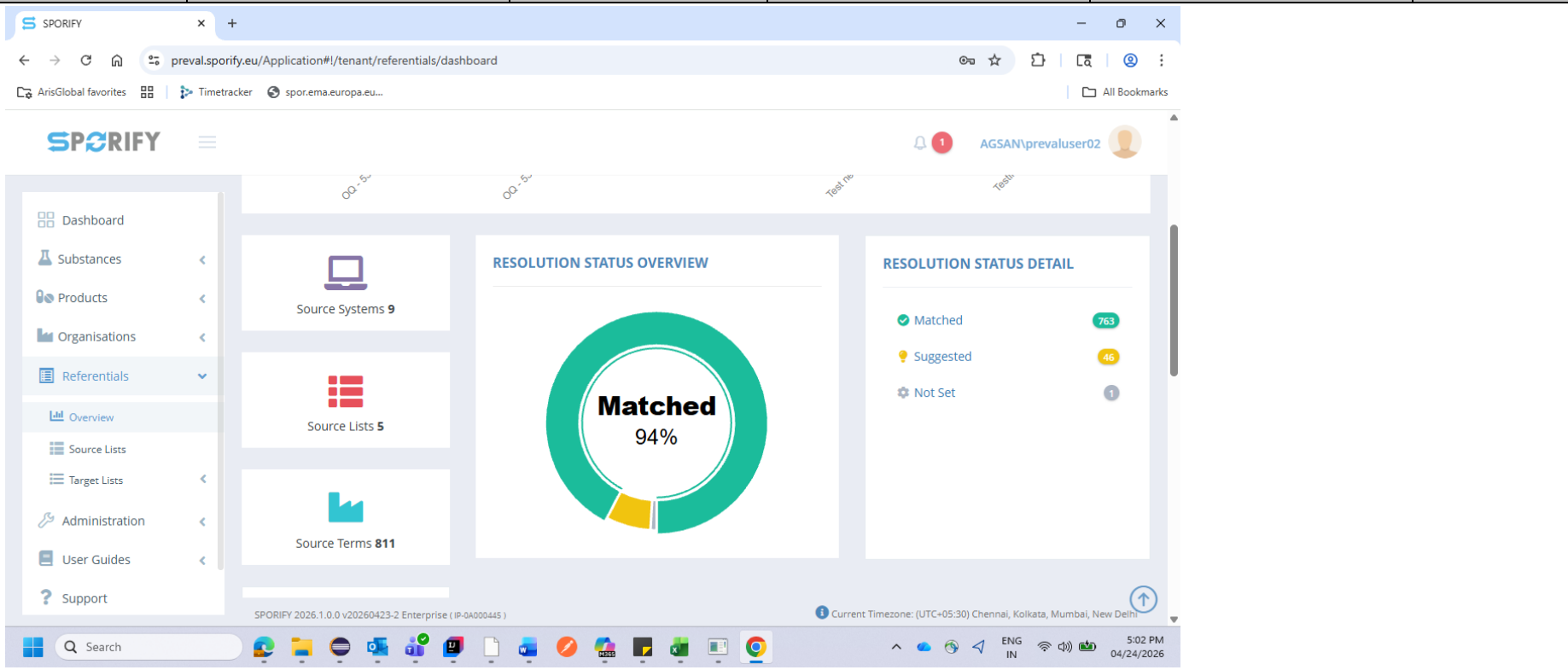
Step No	Procedure Steps	Test Data	Expected Results	Actual Results	Test Status
Step 7	Hover the mouse over the uploaded list name bar on the bar chart in the 'Mapping Status Overview' area. *PS*	List Name: <OQ - 531955778 - Referentials - Overview>	The exact percentage count for matched status associated with list name is shown.	List Name: OQ - 531955778 - Referentials - Overview AE Sneha S 24 Apr 2026 at 05:01 PM	Passed




	Project	SPORIFY	Document Type	OQ Script
			Document Version	1.0
Document Name	AG_SPOR_2026.1.0.0_OQ_Referentials_Overview		Page	Page 30 of 51

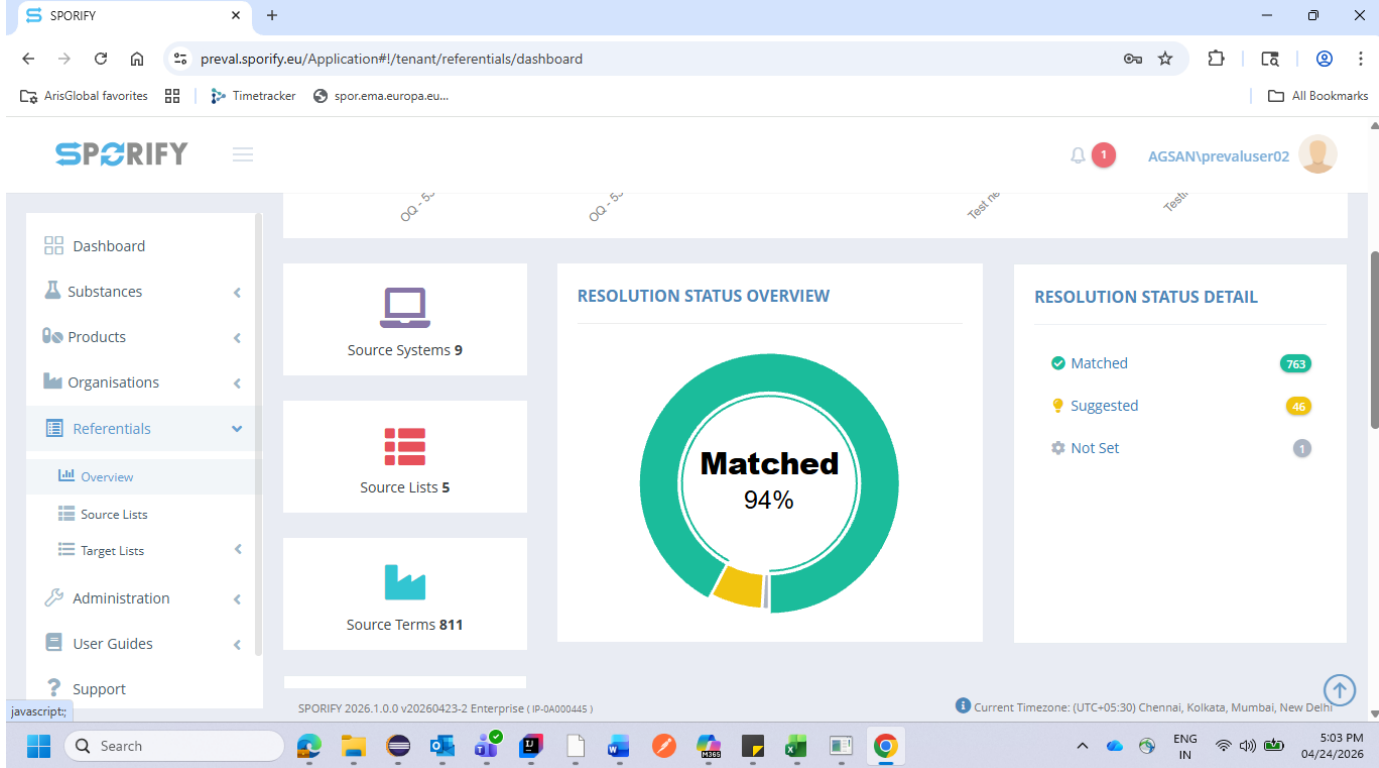
Step No	Procedure Steps	Test Data	Expected Results	Actual Results	Test Status
Step 8	Verify the 'Source Systems', 'Source Lists' and 'Source Terms' count boxes area of the screen. *PS*	Counts: <5> Source Systems <10> Source List <36> Source Terms	In the 'Source Systems' count box, an overall count of source systems is shown. In the 'Source Lists' count box, an overall count of source lists is shown. In the 'Source Terms' count box, an overall count of source terms is shown.	Counts: 9 Source Systems 5 Source List 811 Source Terms AE Sneha S 24 Apr 2026 at 05:02 PM	Passed

	Project	SPORIFY	Document Type	OQ Script
			Document Version	1.0
Document Name	AG_SPOR_2026.1.0.0_OQ_Referentials_Overview		Page	Page 31 of 51


Step No	Procedure Steps	Test Data	Expected Results	Actual Results	Test Status
	 <p>The screenshot displays the SPORIFY web application interface. The main content area features a 'RESOLUTION STATUS OVERVIEW' section with a large green donut chart indicating that 94% of items are 'Matched'. To the right, a 'RESOLUTION STATUS DETAIL' panel shows a breakdown: 763 Matched items (green checkmark), 46 Suggested items (yellow lightbulb), and 1 Not Set item (grey gear). The left sidebar contains navigation options such as Dashboard, Substances, Products, Organisations, Referentials, Overview, Source Lists, Target Lists, Administration, User Guides, and Support. The top navigation bar includes the SPORIFY logo, a user profile for 'AGSAN\prevaluser02', and a notification bell. The browser address bar shows the URL 'preval.sporify.eu/Application#/tenant/referentials/dashboard'. The Windows taskbar at the bottom indicates the system time as 5:02 PM on 04/24/2026.</p>				

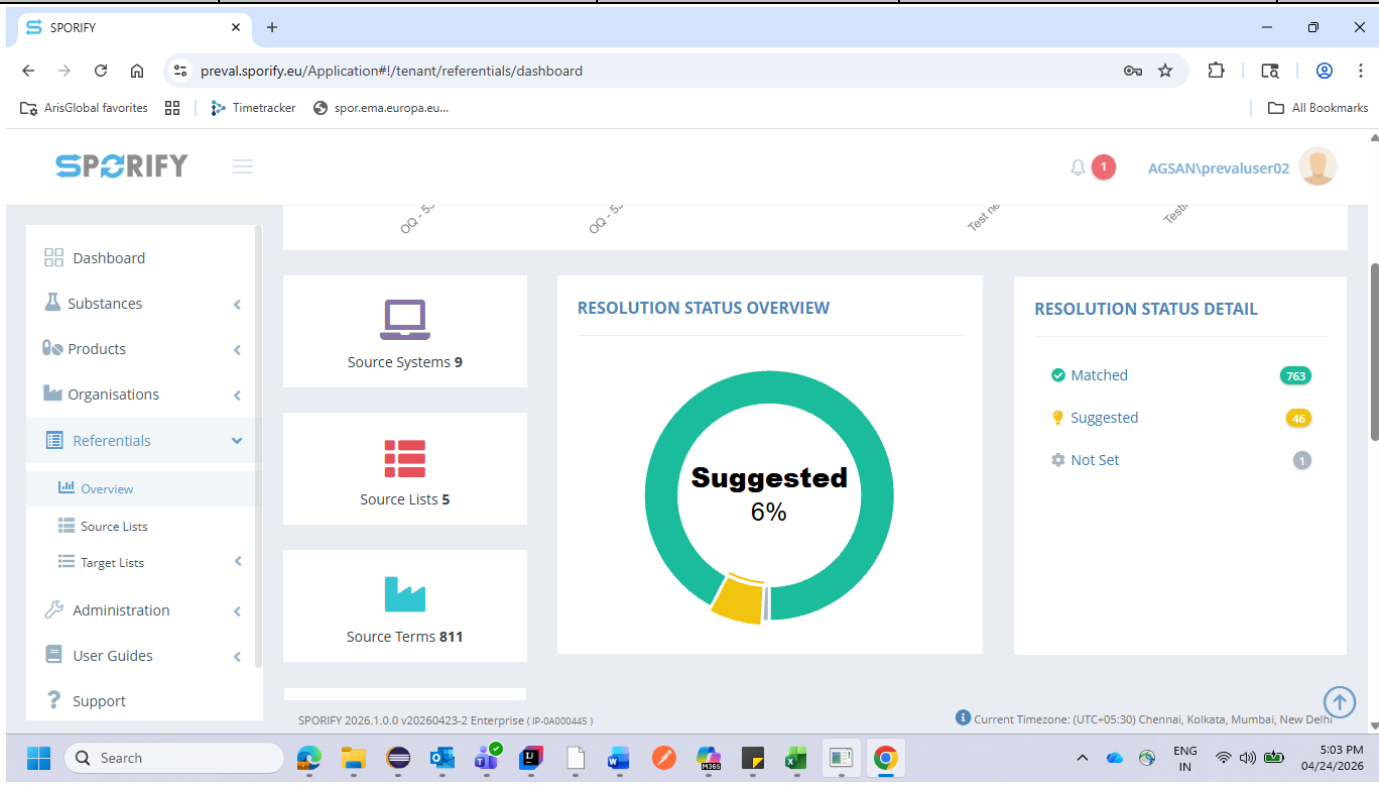
	Project	SPORIFY	Document Type	OQ Script
			Document Version	1.0
Document Name	AG_SPOR_2026.1.0.0_OQ_Referentials_Overview		Page	Page 32 of 51


Step No	Procedure Steps	Test Data	Expected Results	Actual Results	Test Status
Step 9	Hover the mouse over each section of the 'Resolution Status Overview' chart. *PS*	NA	This chart gives a breakdown of the overall resolution status percentages for the Referentials domain, with each section representing a different resolution status.	AE Sneha S 24 Apr 2026 at 05:04 PM	Passed

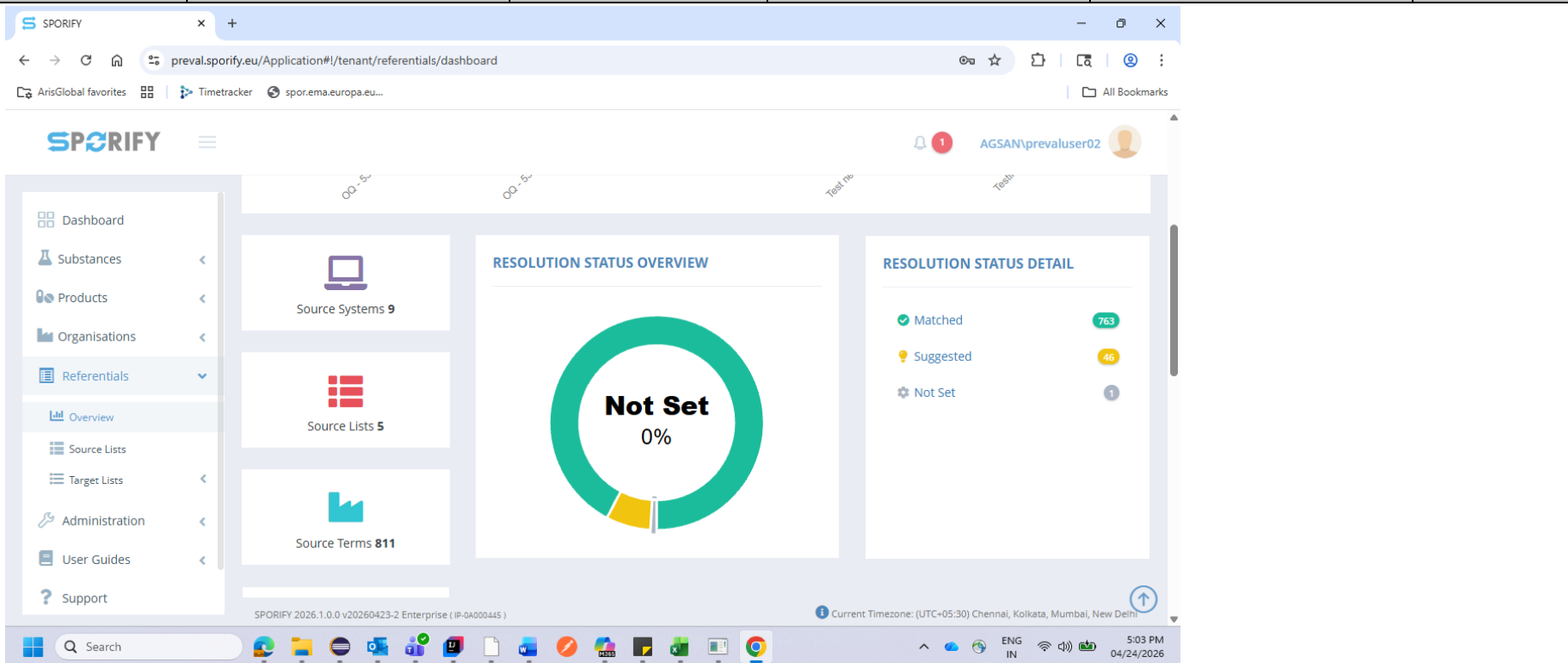



The screenshot displays the SPORIFY web application interface. The main dashboard area features a 'RESOLUTION STATUS OVERVIEW' section with a donut chart showing 'Matched' at 94%. To the right, a 'RESOLUTION STATUS DETAIL' panel lists: Matched (763), Suggested (46), and Not Set (1). The left sidebar contains navigation options like Dashboard, Substances, Products, Organisations, Referentials, and Administration. The browser's address bar shows 'preval.sporify.eu/Application#/tenant/referentials/dashboard'. The system tray at the bottom indicates the current time as 5:03 PM on 04/24/2026.

	Project	SPORIFY	Document Type	OQ Script
			Document Version	1.0
Document Name	AG_SPOR_2026.1.0.0_OQ_Referentials_Overview		Page	Page 33 of 51

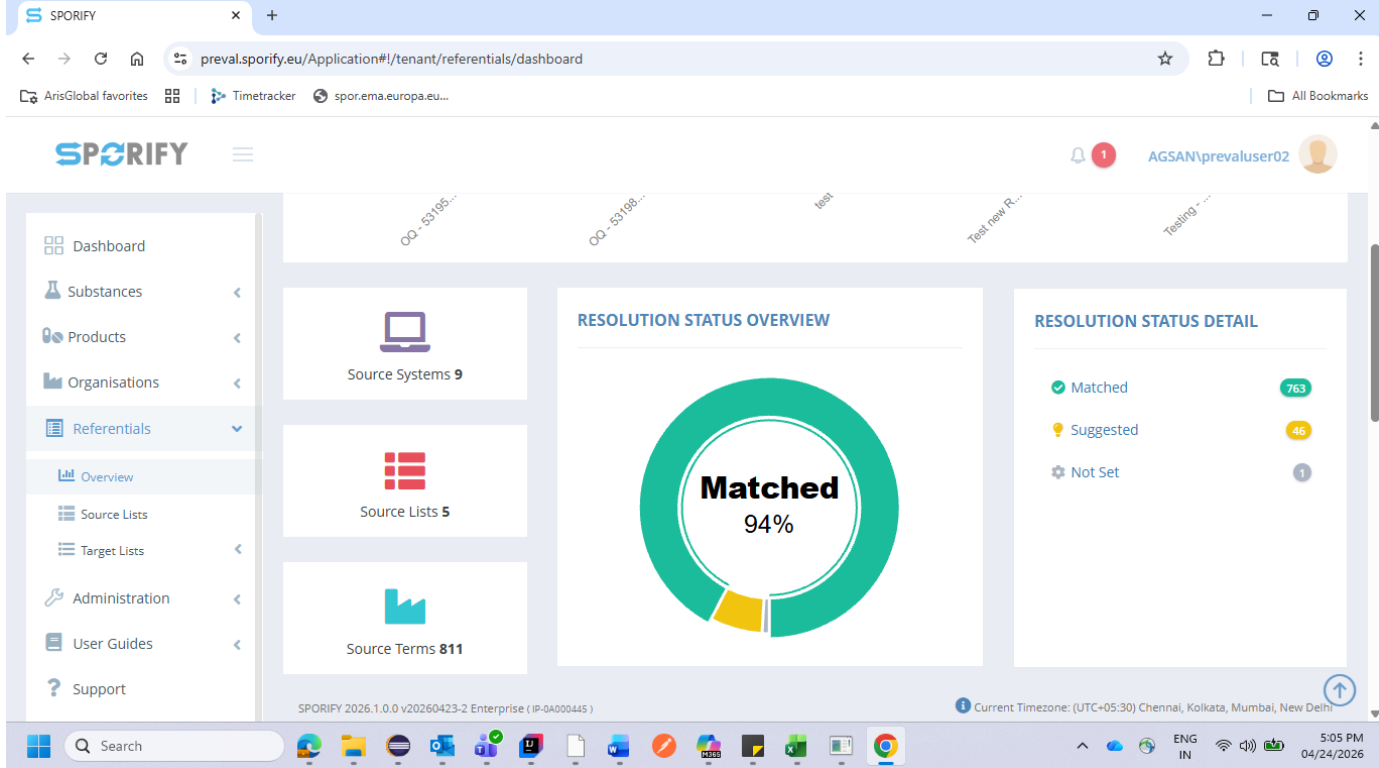
Step No	Procedure Steps	Test Data	Expected Results	Actual Results	Test Status
					

	Project	SPORIFY	Document Type	OQ Script
			Document Version	1.0
Document Name	AG_SPOR_2026.1.0.0_OQ_Referentials_Overview		Page	Page 34 of 51


Step No	Procedure Steps	Test Data	Expected Results	Actual Results	Test Status								
	 <p>The screenshot displays the SPORIFY web application interface. The main content area features a 'RESOLUTION STATUS OVERVIEW' section with a large green donut chart indicating 'Not Set 0%'. To the right, the 'RESOLUTION STATUS DETAIL' table shows the following data:</p> <table border="1"> <thead> <tr> <th>Category</th> <th>Count</th> </tr> </thead> <tbody> <tr> <td>Matched</td> <td>763</td> </tr> <tr> <td>Suggested</td> <td>46</td> </tr> <tr> <td>Not Set</td> <td>1</td> </tr> </tbody> </table> <p>The dashboard also includes a left-hand navigation menu with options like Dashboard, Substances, Products, Organisations, Referentials, Overview, Source Lists, Target Lists, Administration, User Guides, and Support. The top navigation bar shows the user 'AGSAN\prevaluser02' and a notification icon. The footer of the application indicates the version 'SPORIFY 2026.1.0.0 v20260423-2 Enterprise (IP-0A000445)' and the current timezone as '(UTC+05:30) Chennai, Kolkata, Mumbai, New Delhi'. The Windows taskbar at the bottom shows the system time as 5:03 PM on 04/24/2026.</p>					Category	Count	Matched	763	Suggested	46	Not Set	1
Category	Count												
Matched	763												
Suggested	46												
Not Set	1												

	Project	SPORIFY	Document Type	OQ Script
			Document Version	1.0
Document Name	AG_SPOR_2026.1.0.0_OQ_Referentials_Overview		Page	Page 35 of 51

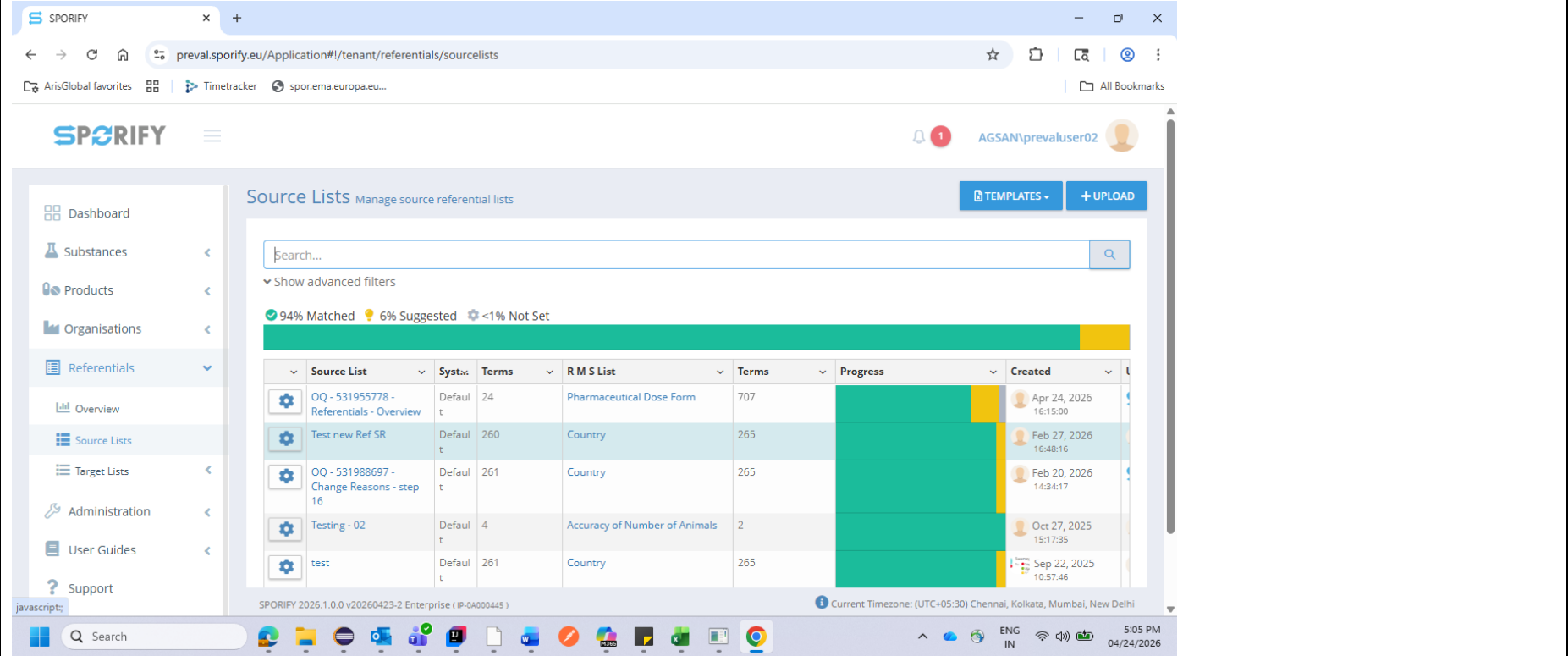
Step No	Procedure Steps	Test Data	Expected Results	Actual Results	Test Status
Step 10	Verify the 'Resolution Status Detail' area of the screen. *PS*	NA	A list of the resolution statuses that are applied to Referentials records is displayed along with corresponding overall count for each resolution status.	AE Sneha S 24 Apr 2026 at 05:05 PM	Passed



The screenshot displays the SPORIFY web application interface. The browser address bar shows the URL: `preval.sporify.eu/Application#/tenant/referentials/dashboard`. The user is logged in as `AGSAN\prevaluser02`. The dashboard features a sidebar with navigation options: Dashboard, Substances, Products, Organisations, Referentials (selected), Overview, Source Lists, Target Lists, Administration, User Guides, and Support. The main content area is titled "RESOLUTION STATUS OVERVIEW" and includes a donut chart showing "Matched 94%". To the right, the "RESOLUTION STATUS DETAIL" section lists: Matched (763), Suggested (46), and Not Set (1). The footer of the application indicates the version: "SPORIFY 2026.1.0.0 v20260423-2 Enterprise (IP-0A000445)". The Windows taskbar at the bottom shows the system time as 5:05 PM on 04/24/2026.

	Project	SPORIFY	Document Type	OQ Script
			Document Version	1.0
Document Name	AG_SPOR_2026.1.0.0_OQ_Referentials_Overview		Page	Page 36 of 51


Step No	Procedure Steps	Test Data	Expected Results	Actual Results	Test Status
Step 11	Navigate to Referentials>> Source Lists. *PS*	NA	The Referentials 'Source Lists' screen is displayed with all referential source lists.	AE Sneha S 24 Apr 2026 at 05:06 PM	Passed




The screenshot displays the 'Source Lists' management interface in the SPORIFY application. The page title is 'Source Lists Manage source referential lists'. A search bar is present at the top of the main content area. Below the search bar, there is a summary bar indicating '94% Matched', '6% Suggested', and '<1% Not Set'. A table lists the source lists with the following columns: Source List, System, Terms, R M S List, Terms, Progress, and Created.

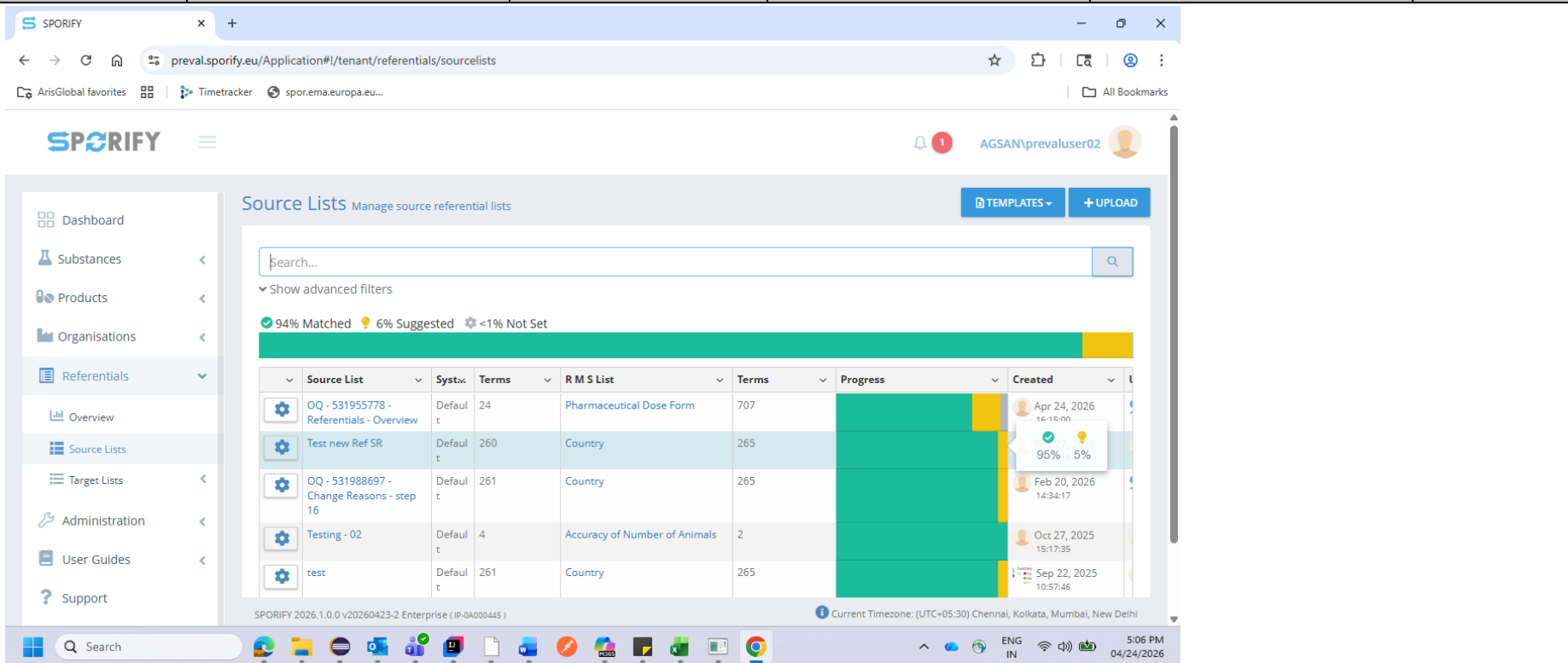
Source List	Syst.	Terms	R M S List	Terms	Progress	Created
OQ - 531955778 - Referentials - Overview	Default	24	Pharmaceutical Dose Form	707	[Progress Bar]	Apr 24, 2026 16:15:00
Test new Ref SR	Default	260	Country	265	[Progress Bar]	Feb 27, 2026 16:48:16
OQ - 531988697 - Change Reasons - step 16	Default	261	Country	265	[Progress Bar]	Feb 20, 2026 14:34:17
Testing - 02	Default	4	Accuracy of Number of Animals	2	[Progress Bar]	Oct 27, 2025 15:17:35
test	Default	261	Country	265	[Progress Bar]	Sep 22, 2025 10:57:46


The interface also shows a sidebar with navigation options: Dashboard, Substances, Products, Organisations, Referentials (selected), Overview, Source Lists, Target Lists, Administration, User Guides, and Support. The user is logged in as 'AGSAN\prevaluser02'. The footer of the application shows 'SPORIFY 2026.1.0.0 v20260423-2 Enterprise (IP-0A000445)' and the current time zone as '(UTC+05:30) Chennai, Kolkata, Mumbai, New Delhi'.

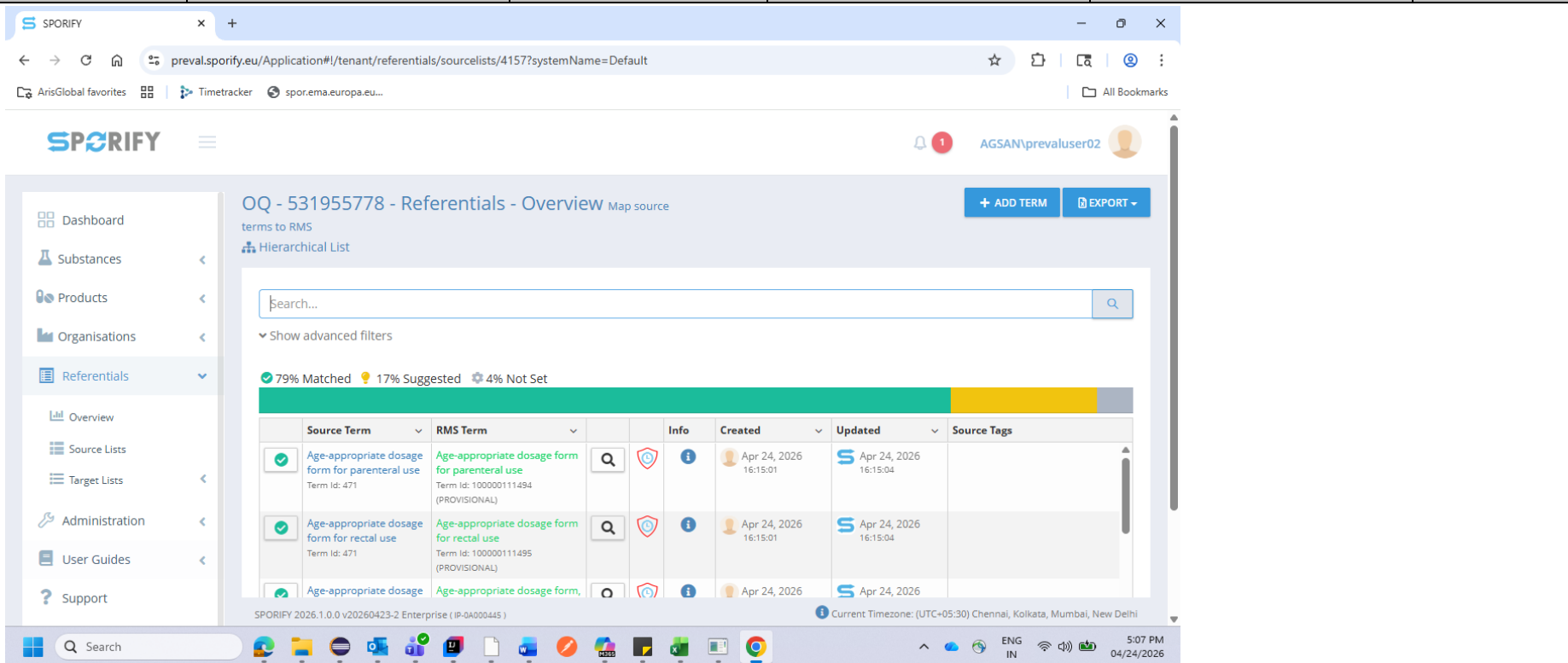
	Project	SPORIFY	Document Type	OQ Script
			Document Version	1.0
Document Name	AG_SPOR_2026.1.0.0_OQ_Referentials_Overview		Page	Page 37 of 51


Step No	Procedure Steps	Test Data	Expected Results	Actual Results	Test Status
Step 12	Click on list name in the 'Source List' column. *PS*	Source List: <OQ - 531955778 - Referentials - Overview>	The source record screen is displayed.	Source List: OQ - 531955778 - Referentials - Overview AE Sneha S 24 Apr 2026 at 05:07 PM	Passed

	Project	SPORIFY	Document Type	OQ Script
			Document Version	1.0
Document Name	AG_SPOR_2026.1.0.0_OQ_Referentials_Overview		Page	Page 38 of 51

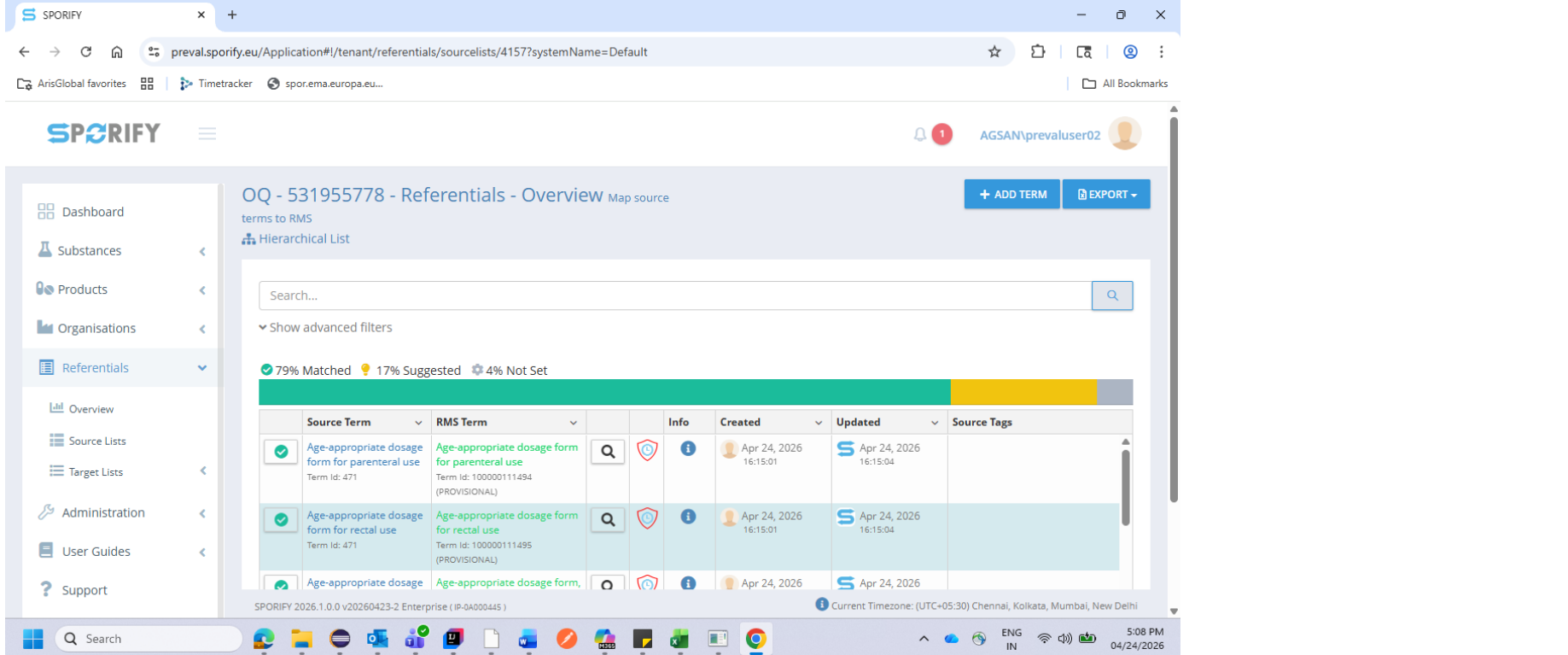
Step No	Procedure Steps	Test Data	Expected Results	Actual Results	Test Status																																										
 <p>The screenshot shows the SPORIFY web application interface for 'Source Lists'. The page title is 'Source Lists Manage source referential lists'. A search bar is at the top with a search icon. Below it, a progress bar indicates '94% Matched', '6% Suggested', and '<1% Not Set'. A table lists source referential lists with columns for Source List, System, Terms, R M S List, Terms, Progress, and Created. The table contains five rows of data. A tooltip is visible over the second row, showing '95%' and '5%'.</p> <table border="1"> <thead> <tr> <th>Source List</th> <th>Systx</th> <th>Terms</th> <th>R M S List</th> <th>Terms</th> <th>Progress</th> <th>Created</th> </tr> </thead> <tbody> <tr> <td>OQ - 531955778 - Referentials - Overview</td> <td>Default</td> <td>24</td> <td>Pharmaceutical Dose Form</td> <td>707</td> <td>[Green]</td> <td>Apr 24, 2026 16:15:00</td> </tr> <tr> <td>Test new Ref SR</td> <td>Default</td> <td>260</td> <td>Country</td> <td>265</td> <td>[Green]</td> <td>Feb 20, 2026 14:34:17</td> </tr> <tr> <td>OQ - 531988697 - Change Reasons - step 16</td> <td>Default</td> <td>261</td> <td>Country</td> <td>265</td> <td>[Green]</td> <td>Oct 27, 2025 15:17:35</td> </tr> <tr> <td>Testing - 02</td> <td>Default</td> <td>4</td> <td>Accuracy of Number of Animals</td> <td>2</td> <td>[Green]</td> <td>Sep 22, 2025 10:57:46</td> </tr> <tr> <td>test</td> <td>Default</td> <td>261</td> <td>Country</td> <td>265</td> <td>[Green]</td> <td></td> </tr> </tbody> </table>						Source List	Systx	Terms	R M S List	Terms	Progress	Created	OQ - 531955778 - Referentials - Overview	Default	24	Pharmaceutical Dose Form	707	[Green]	Apr 24, 2026 16:15:00	Test new Ref SR	Default	260	Country	265	[Green]	Feb 20, 2026 14:34:17	OQ - 531988697 - Change Reasons - step 16	Default	261	Country	265	[Green]	Oct 27, 2025 15:17:35	Testing - 02	Default	4	Accuracy of Number of Animals	2	[Green]	Sep 22, 2025 10:57:46	test	Default	261	Country	265	[Green]	
Source List	Systx	Terms	R M S List	Terms	Progress	Created																																									
OQ - 531955778 - Referentials - Overview	Default	24	Pharmaceutical Dose Form	707	[Green]	Apr 24, 2026 16:15:00																																									
Test new Ref SR	Default	260	Country	265	[Green]	Feb 20, 2026 14:34:17																																									
OQ - 531988697 - Change Reasons - step 16	Default	261	Country	265	[Green]	Oct 27, 2025 15:17:35																																									
Testing - 02	Default	4	Accuracy of Number of Animals	2	[Green]	Sep 22, 2025 10:57:46																																									
test	Default	261	Country	265	[Green]																																										

	Project	SPORIFY	Document Type	OQ Script
			Document Version	1.0
Document Name	AG_SPOR_2026.1.0.0_OQ_Referentials_Overview		Page	Page 39 of 51

Step No	Procedure Steps	Test Data	Expected Results	Actual Results	Test Status																								
	 <p>The screenshot displays the SPORIFY web interface for 'OQ - 531955778 - Referentials - Overview'. It features a search bar, a progress bar showing 79% Matched, 17% Suggested, and 4% Not Set, and a table of referential terms.</p> <table border="1"> <thead> <tr> <th>Source Term</th> <th>RMS Term</th> <th>Info</th> <th>Created</th> <th>Updated</th> <th>Source Tags</th> </tr> </thead> <tbody> <tr> <td>Age-appropriate dosage form for parenteral use Term Id: 471</td> <td>Age-appropriate dosage form for parenteral use Term Id: 100000111494 (PROVISIONAL)</td> <td>Q</td> <td>Apr 24, 2026 16:15:01</td> <td>Apr 24, 2026 16:15:04</td> <td></td> </tr> <tr> <td>Age-appropriate dosage form for rectal use Term Id: 471</td> <td>Age-appropriate dosage form for rectal use Term Id: 100000111495 (PROVISIONAL)</td> <td>Q</td> <td>Apr 24, 2026 16:15:01</td> <td>Apr 24, 2026 16:15:04</td> <td></td> </tr> <tr> <td>Age-appropriate dosage</td> <td>Age-appropriate dosage form,</td> <td>Q</td> <td>Apr 24, 2026</td> <td>Apr 24, 2026</td> <td></td> </tr> </tbody> </table>					Source Term	RMS Term	Info	Created	Updated	Source Tags	Age-appropriate dosage form for parenteral use Term Id: 471	Age-appropriate dosage form for parenteral use Term Id: 100000111494 (PROVISIONAL)	Q	Apr 24, 2026 16:15:01	Apr 24, 2026 16:15:04		Age-appropriate dosage form for rectal use Term Id: 471	Age-appropriate dosage form for rectal use Term Id: 100000111495 (PROVISIONAL)	Q	Apr 24, 2026 16:15:01	Apr 24, 2026 16:15:04		Age-appropriate dosage	Age-appropriate dosage form,	Q	Apr 24, 2026	Apr 24, 2026	
Source Term	RMS Term	Info	Created	Updated	Source Tags																								
Age-appropriate dosage form for parenteral use Term Id: 471	Age-appropriate dosage form for parenteral use Term Id: 100000111494 (PROVISIONAL)	Q	Apr 24, 2026 16:15:01	Apr 24, 2026 16:15:04																									
Age-appropriate dosage form for rectal use Term Id: 471	Age-appropriate dosage form for rectal use Term Id: 100000111495 (PROVISIONAL)	Q	Apr 24, 2026 16:15:01	Apr 24, 2026 16:15:04																									
Age-appropriate dosage	Age-appropriate dosage form,	Q	Apr 24, 2026	Apr 24, 2026																									


	Project	SPORIFY	Document Type	OQ Script
			Document Version	1.0
Document Name	AG_SPOR_2026.1.0.0_OQ_Referentials_Overview		Page	Page 40 of 51

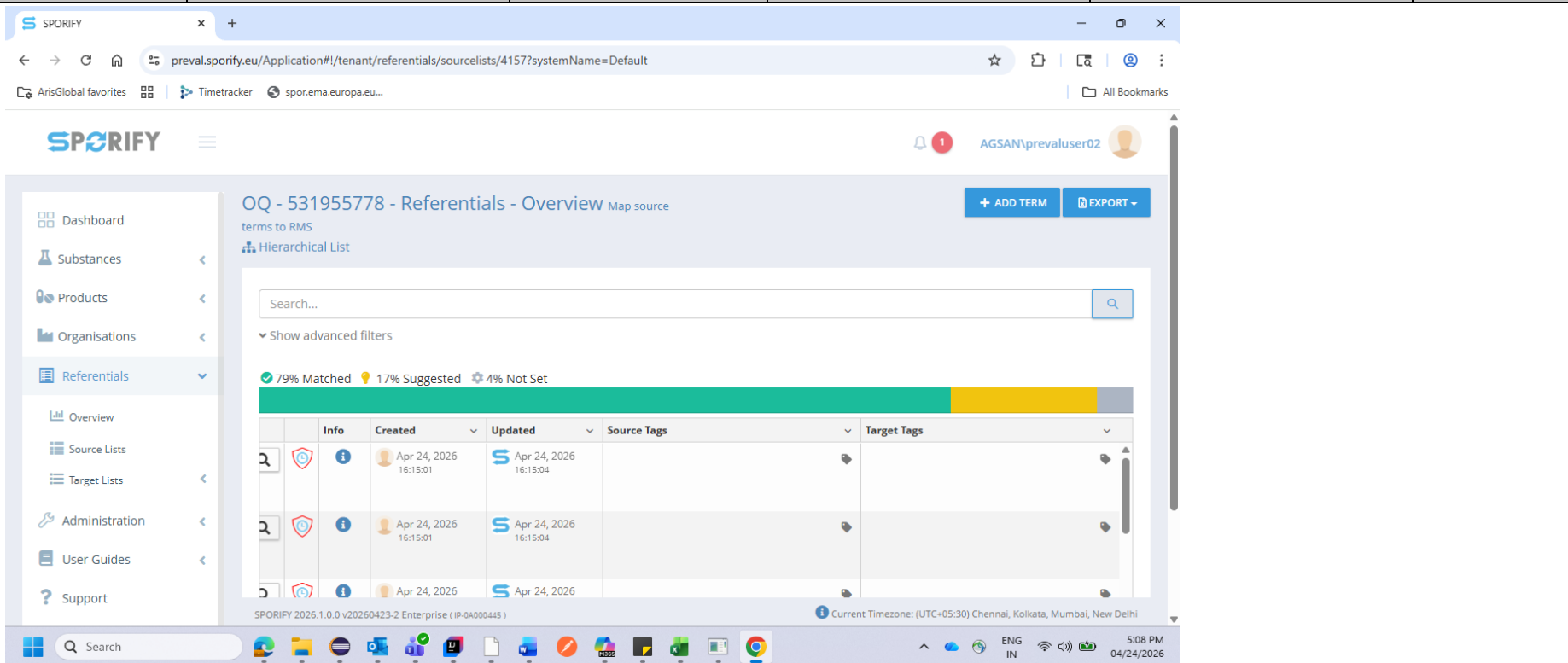
Step No	Procedure Steps	Test Data	Expected Results	Actual Results	Test Status
Step 13	Click on associated tag icon in the 'Target Tags' column for the RMS term mentioned test data column. *PS*	RMS term: <Bath additive>	The 'Assign Tags' modal appears.	RMS term: Age-appropriate dosage form for parenteral use AE Sneha S 24 Apr 2026 at 05:09 PM	Passed




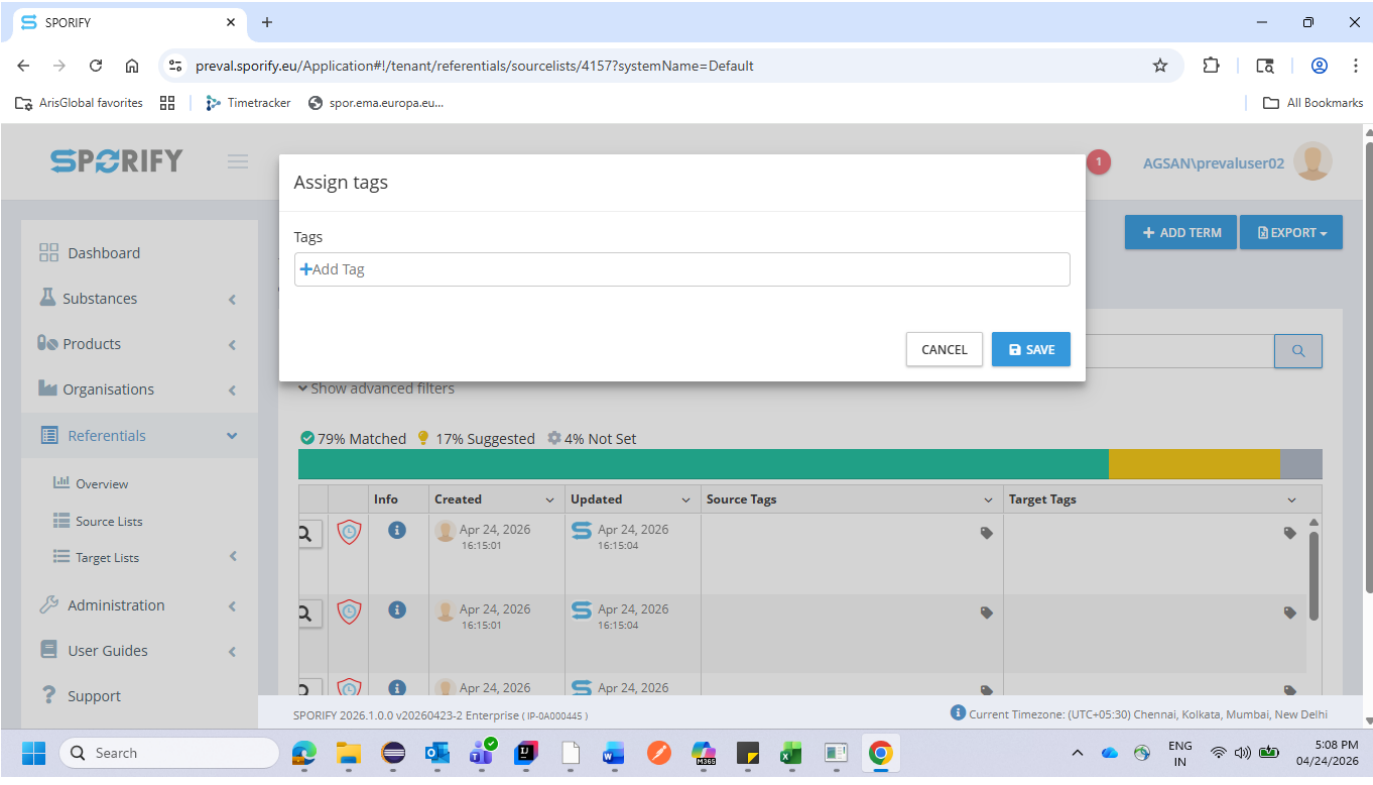
The screenshot shows the SPORIFY web application interface. The main content area is titled "OQ - 531955778 - Referentials - Overview" and includes a search bar and a table of referentials. The table has columns for Source Term, RMS Term, Info, Created, Updated, and Source Tags. The table shows three entries for "Age-appropriate dosage form" with different RMS terms and their respective IDs and creation dates.


Source Term	RMS Term	Info	Created	Updated	Source Tags
Age-appropriate dosage form for parenteral use Term Id: 471	Age-appropriate dosage form for parenteral use Term Id: 100000111494 (PROVISIONAL)	Q	Apr 24, 2026 16:15:01	Apr 24, 2026 16:15:04	
Age-appropriate dosage form for rectal use Term Id: 471	Age-appropriate dosage form for rectal use Term Id: 100000111495 (PROVISIONAL)	Q	Apr 24, 2026 16:15:01	Apr 24, 2026 16:15:04	
Age-appropriate dosage form for rectal use Term Id: 471	Age-appropriate dosage form for rectal use Term Id: 100000111495 (PROVISIONAL)	Q	Apr 24, 2026 16:15:01	Apr 24, 2026 16:15:04	

	Project	SPORIFY	Document Type	OQ Script
			Document Version	1.0
Document Name	AG_SPOR_2026.1.0.0_OQ_Referentials_Overview		Page	Page 41 of 51

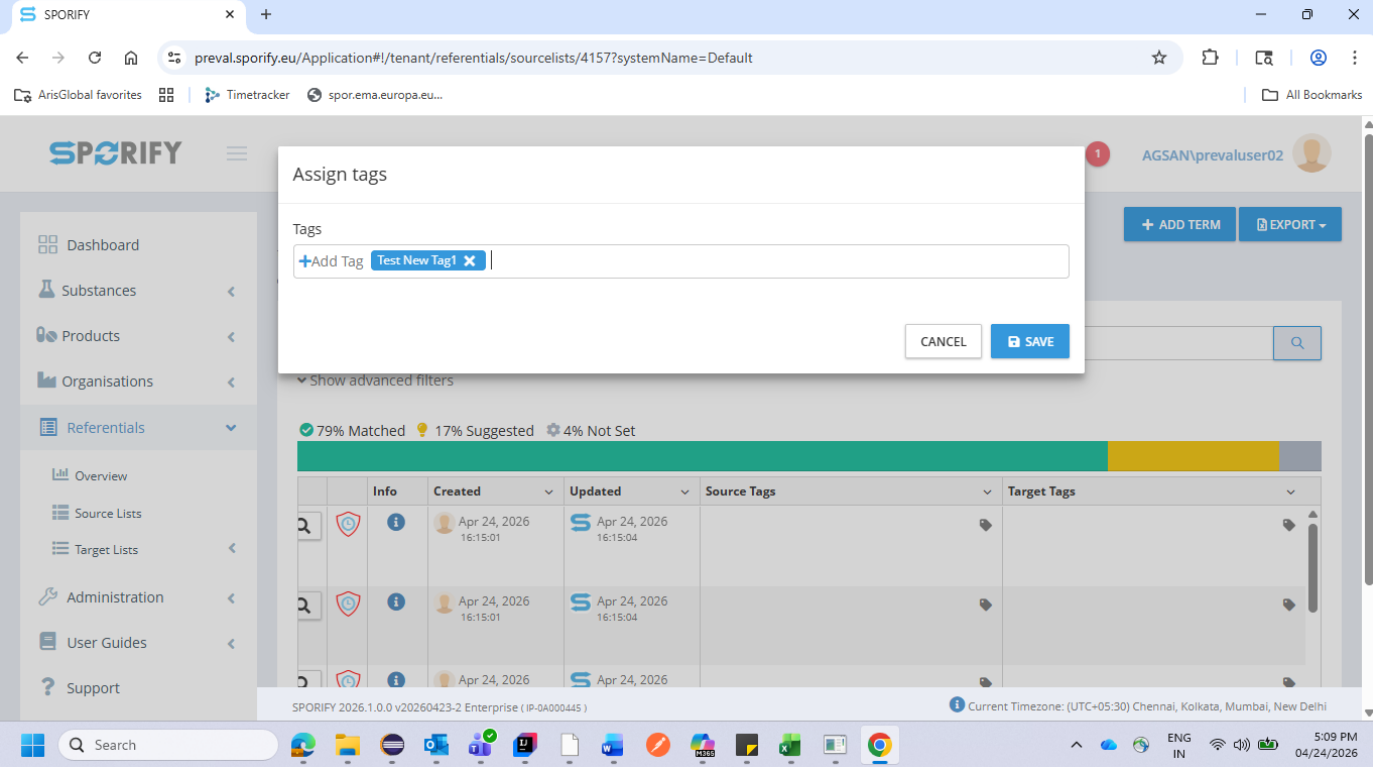
Step No	Procedure Steps	Test Data	Expected Results	Actual Results	Test Status																				
	 <p>The screenshot displays the SPORIFY web interface for 'OQ - 531955778 - Referentials - Overview'. It features a search bar, a progress bar showing '79% Matched', '17% Suggested', and '4% Not Set', and a table with columns for Info, Created, Updated, Source Tags, and Target Tags. The table contains three rows of data, all with creation and update timestamps of 'Apr 24, 2026 16:15:01' and 'Apr 24, 2026 16:15:04' respectively.</p> <table border="1"> <thead> <tr> <th>Info</th> <th>Created</th> <th>Updated</th> <th>Source Tags</th> <th>Target Tags</th> </tr> </thead> <tbody> <tr> <td></td> <td>Apr 24, 2026 16:15:01</td> <td>Apr 24, 2026 16:15:04</td> <td></td> <td></td> </tr> <tr> <td></td> <td>Apr 24, 2026 16:15:01</td> <td>Apr 24, 2026 16:15:04</td> <td></td> <td></td> </tr> <tr> <td></td> <td>Apr 24, 2026</td> <td>Apr 24, 2026</td> <td></td> <td></td> </tr> </tbody> </table>					Info	Created	Updated	Source Tags	Target Tags		Apr 24, 2026 16:15:01	Apr 24, 2026 16:15:04				Apr 24, 2026 16:15:01	Apr 24, 2026 16:15:04				Apr 24, 2026	Apr 24, 2026		
Info	Created	Updated	Source Tags	Target Tags																					
	Apr 24, 2026 16:15:01	Apr 24, 2026 16:15:04																							
	Apr 24, 2026 16:15:01	Apr 24, 2026 16:15:04																							
	Apr 24, 2026	Apr 24, 2026																							

	Project	SPORIFY	Document Type	OQ Script
			Document Version	1.0
Document Name	AG_SPOR_2026.1.0.0_OQ_Referentials_Overview		Page	Page 42 of 51

Step No	Procedure Steps	Test Data	Expected Results	Actual Results	Test Status
	 <p>The screenshot displays the SPORIFY web application interface. A modal window titled "Assign tags" is open, showing a text input field with "+Add Tag" and "CANCEL" and "SAVE" buttons. The background interface shows a navigation menu on the left with options like Dashboard, Substances, Products, Organisations, Referentials, Overview, Source Lists, Target Lists, Administration, User Guides, and Support. The main content area displays a table with columns for Info, Created, Updated, Source Tags, and Target Tags. A progress bar at the top indicates 79% Matched, 17% Suggested, and 4% Not Set. The browser address bar shows the URL: preval.sporify.eu/Application#/tenant/referentials/sourcelists/4157?systemName=Default. The Windows taskbar at the bottom shows the system time as 5:08 PM on 04/24/2026.</p>				


	Project	SPORIFY	Document Type	OQ Script
			Document Version	1.0
Document Name	AG_SPOR_2026.1.0.0_OQ_Referentials_Overview		Page	Page 43 of 51

Step No	Procedure Steps	Test Data	Expected Results	Actual Results	Test Status
Step 14	Click 'Add Tag' and select the tag as mentioned in test data column. *PS*	Tag: <Tag1>	The tag is selected.	Tag: Test New Tag1 AE Sneha S 24 Apr 2026 at 05:10 PM	Passed

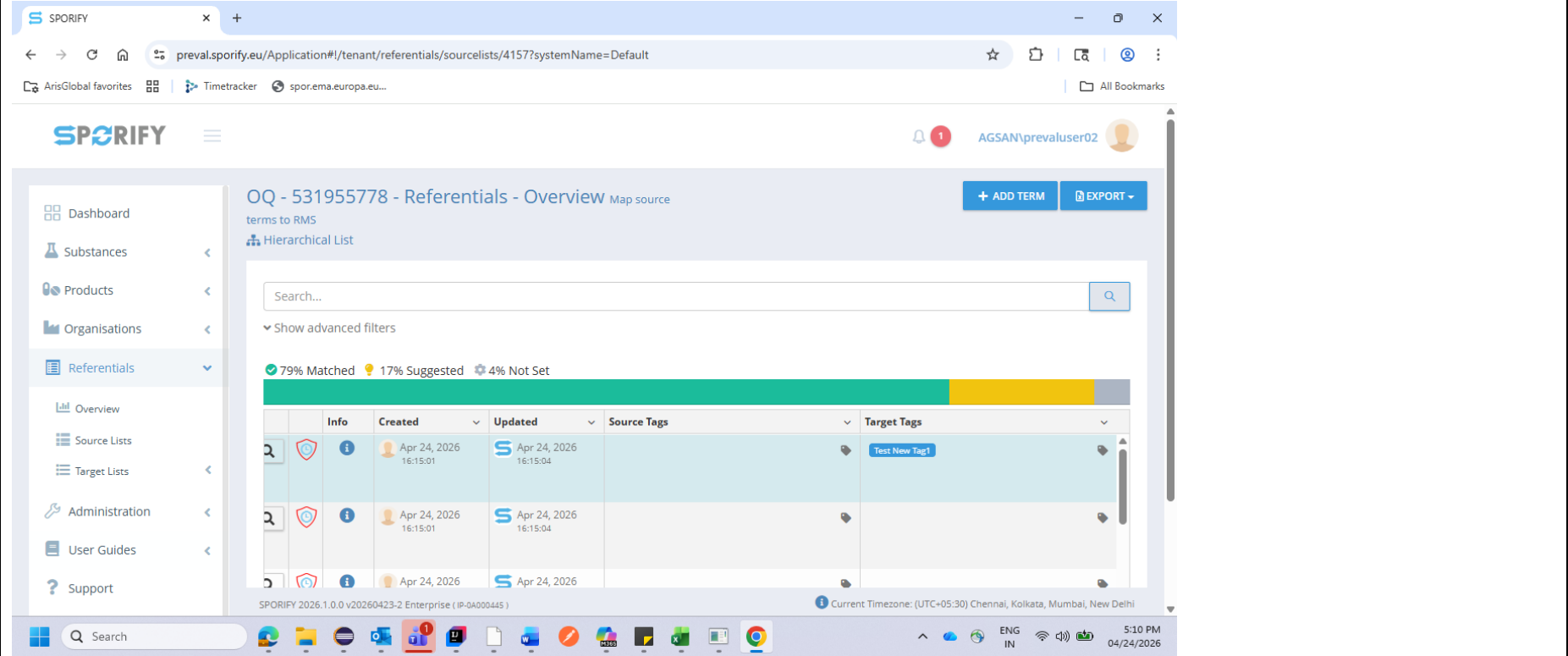


The screenshot shows the SPORIFY web application interface. A modal dialog titled "Assign tags" is open, displaying a list of tags with "Test New Tag1" selected. Below the dialog, a table shows the status of tag assignments. The table has columns for Info, Created, Updated, Source Tags, and Target Tags. The status bar above the table indicates 79% Matched, 17% Suggested, and 4% Not Set.




Info	Created	Updated	Source Tags	Target Tags
	Apr 24, 2026 16:15:01	Apr 24, 2026 16:15:04		
	Apr 24, 2026 16:15:01	Apr 24, 2026 16:15:04		
	Apr 24, 2026	Apr 24, 2026		

	Project	SPORIFY	Document Type	OQ Script
			Document Version	1.0
Document Name	AG_SPOR_2026.1.0.0_OQ_Referentials_Overview		Page	Page 44 of 51


Step No	Procedure Steps	Test Data	Expected Results	Actual Results	Test Status
Step 15	Click the 'Save' button. *PS*	NA	The tag is added to the target term.	AE Sneha S 24 Apr 2026 at 05:11 PM	Passed



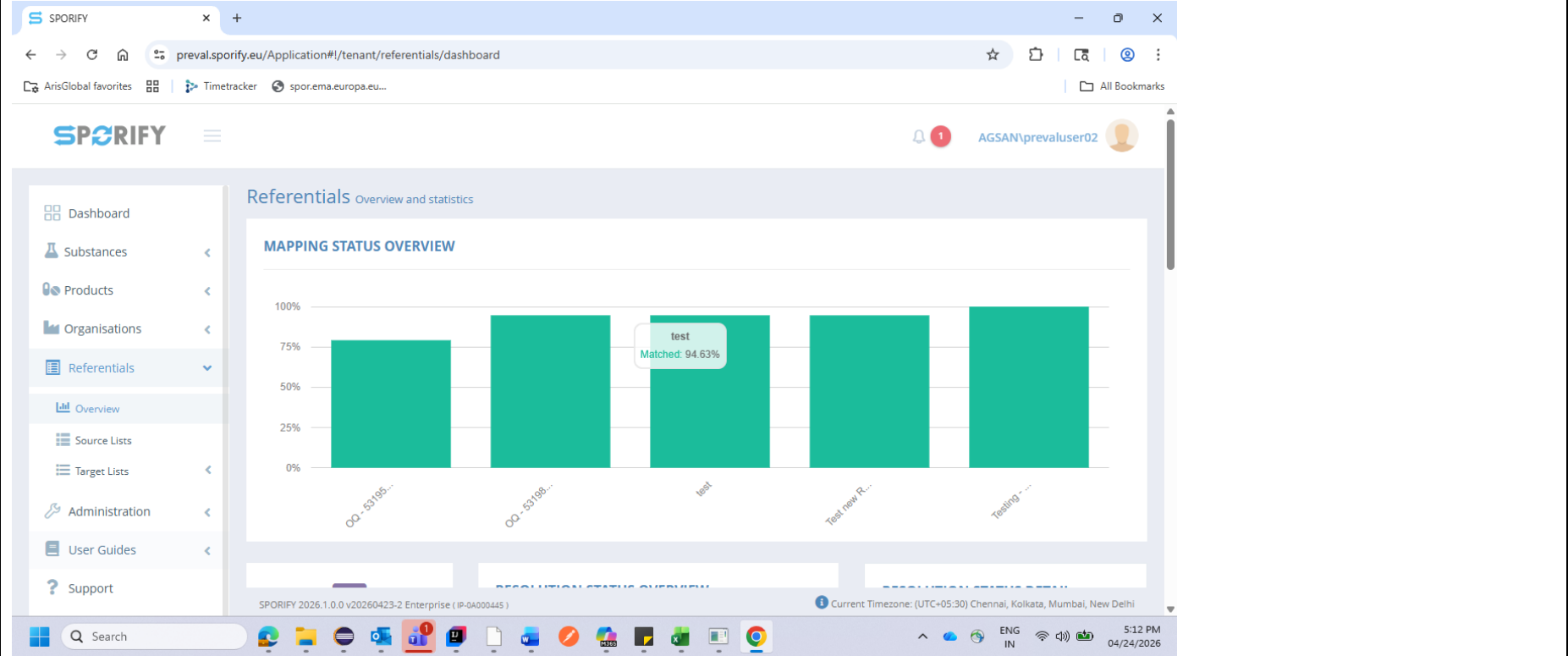
The screenshot displays the SPORIFY web application interface. The browser address bar shows the URL: `preval.sporify.eu/Application#/tenant/referentials/sourcelists/4157?systemName=Default`. The page title is "OQ - 531955778 - Referentials - Overview". A navigation sidebar on the left includes options like Dashboard, Substances, Products, Organisations, Referentials, Overview, Source Lists, Target Lists, Administration, User Guides, and Support. The main content area shows a "Hierarchical List" with a search bar and a table of referentials. The table has columns for Info, Created, Updated, Source Tags, and Target Tags. A progress bar at the top of the table indicates "79% Matched", "17% Suggested", and "4% Not Set".

Info	Created	Updated	Source Tags	Target Tags
	Apr 24, 2026 16:15:01	Apr 24, 2026 16:15:04		Test New Tag!
	Apr 24, 2026 16:15:01	Apr 24, 2026 16:15:04		
	Apr 24, 2026	Apr 24, 2026		

SPORIFY 2026.1.0.0 v20260423-2 Enterprise (IP-0A000445) | Current Timezone: (UTC+05:30) Chennai, Kolkata, Mumbai, New Delhi

	Project	SPORIFY	Document Type	OQ Script
			Document Version	1.0
Document Name	AG_SPOR_2026.1.0.0_OQ_Referentials_Overview		Page	Page 45 of 51


Step No	Procedure Steps	Test Data	Expected Results	Actual Results	Test Status
Step 16	Navigate to Referentials>> Overview. *PS*	NA	The 'Referentials overview and statistics' screen is displayed.	AE Sneha S 24 Apr 2026 at 05:12 PM	Passed



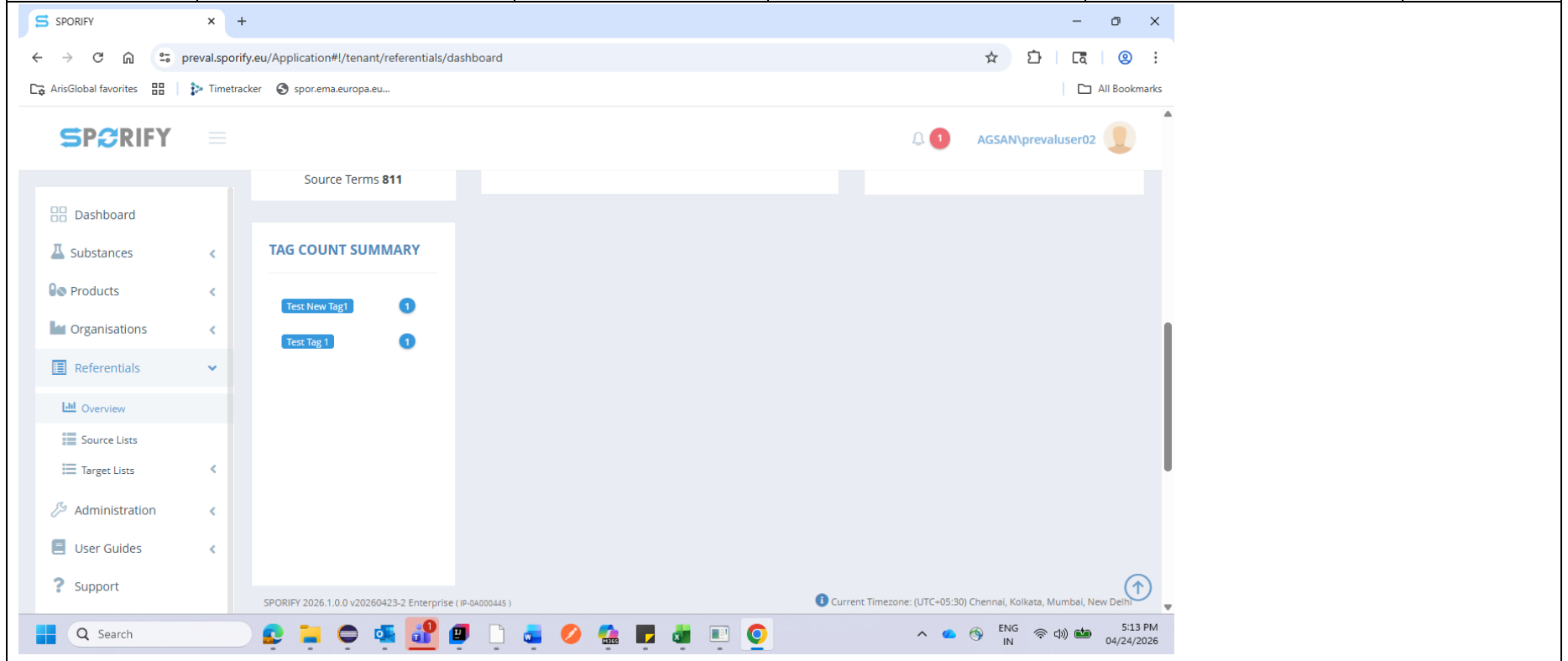
The screenshot displays the SPORIFY web application interface. The main content area is titled 'Referentials Overview and statistics'. A bar chart titled 'MAPPING STATUS OVERVIEW' shows the following data points:


Test Scenario	Matched Percentage
OQ - 53195...	~75%
OQ - 53198...	~90%
test	94.63%
Test new R...	~90%
Testing - ...	~90%

The application footer indicates the version 'SPORIFY 2026.1.0.0 v20260423-2 Enterprise (IP-0A000445)' and the current timezone '(UTC+05:30) Chennai, Kolkata, Mumbai, New Delhi'. The Windows taskbar at the bottom shows the date and time as '5:12 PM 04/24/2026'.


	Project	SPORIFY	Document Type	OQ Script
			Document Version	1.0
Document Name	AG_SPOR_2026.1.0.0_OQ_Referentials_Overview		Page	Page 46 of 51

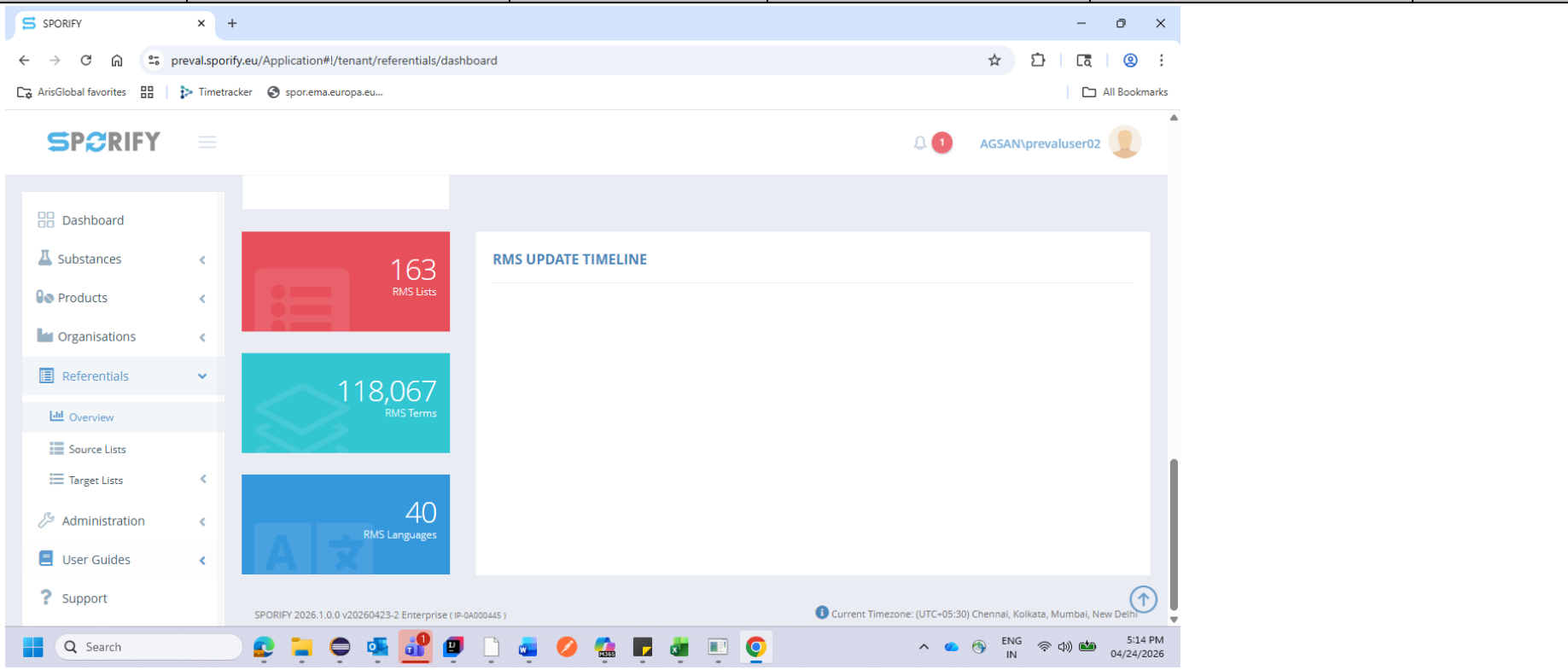
Step No	Procedure Steps	Test Data	Expected Results	Actual Results	Test Status
Step 17	Navigate to the 'Tag Count Summary' area of the screen and verify. *PS*	Tag: <Tag1>	A list of the tags that are applied to Referentials records is displayed along with the overall count for each tag.	Tag: Test New Tag1 AE Sneha S 24 Apr 2026 at 05:13 PM	Passed




	Project	SPORIFY	Document Type	OQ Script
			Document Version	1.0
Document Name	AG_SPOR_2026.1.0.0_OQ_Referentials_Overview		Page	Page 47 of 51


Step No	Procedure Steps	Test Data	Expected Results	Actual Results	Test Status
Step 18	Verify the 'RMS Lists', 'RMS Terms' and 'RMS Languages' count boxes area of the screen. *PS*	NA	In the 'RMS Lists' count box, an overall count of RMS lists is shown. In the 'RMS Terms' count box, an overall count of RMS terms is shown. In the 'RMS Languages' count box, an overall count of RMS languages is shown.	AE Sneha S 24 Apr 2026 at 05:14 PM	Passed

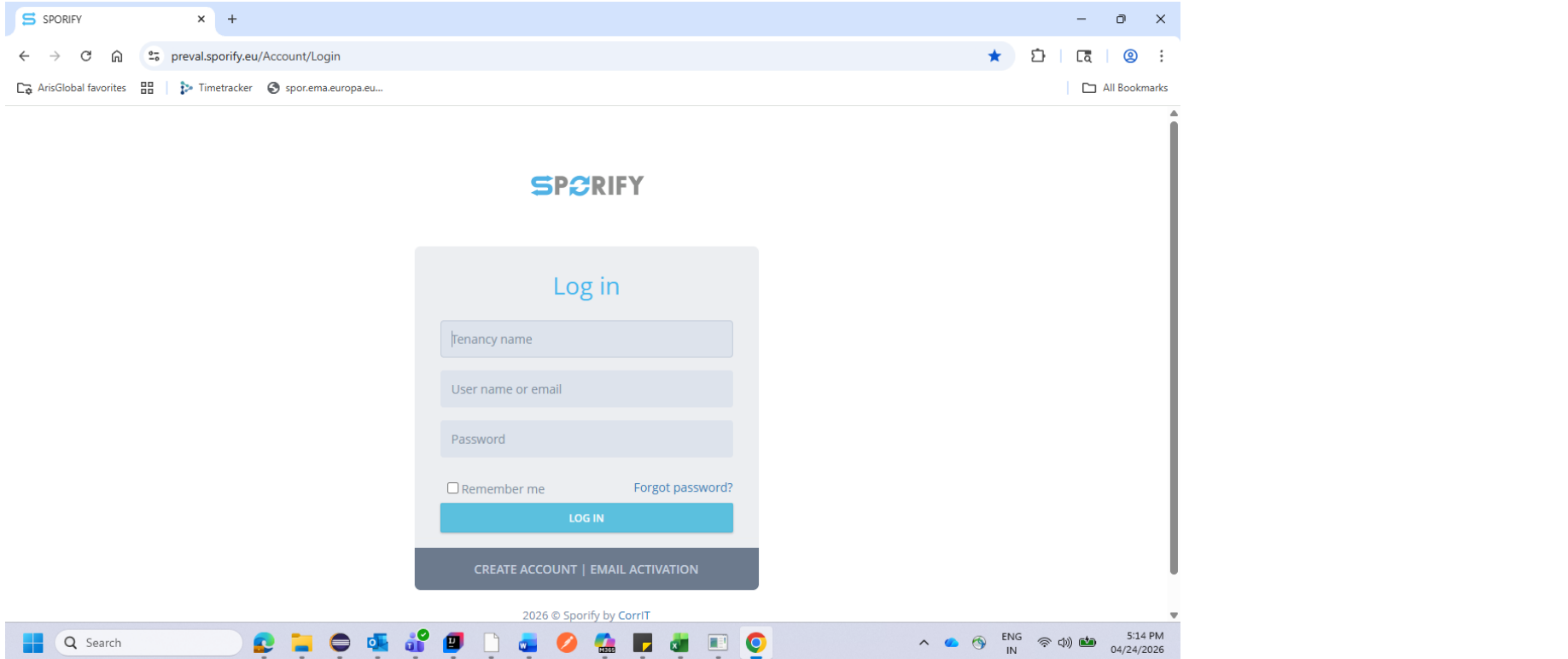
	Project	SPORIFY	Document Type	OQ Script
			Document Version	1.0
Document Name	AG_SPOR_2026.1.0.0_OQ_Referentials_Overview		Page	Page 48 of 51


Step No	Procedure Steps	Test Data	Expected Results	Actual Results	Test Status
					

	Project	SPORIFY	Document Type	OQ Script
			Document Version	1.0
Document Name	AG_SPOR_2026.1.0.0_OQ_Referentials_Overview		Page	Page 49 of 51

Step No	Procedure Steps	Test Data	Expected Results	Actual Results	Test Status
Step 19	Click on User Account details and click on Logout option. *PS*	NA	The SPORIFY application Log in page is displayed.	AE Sneha S 24 Apr 2026 at 05:14 PM	Passed

	Project	SPORIFY	Document Type	OQ Script
			Document Version	1.0
Document Name	AG_SPOR_2026.1.0.0_OQ_Referentials_Overview		Page	Page 50 of 51

Step No	Procedure Steps	Test Data	Expected Results	Actual Results	Test Status
					

	Project	SPORIFY	Document Type	OQ Script
			Document Version	1.0
Document Name	AG_SPOR_2026.1.0.0_OQ_Referentials_Overview		Page	Page 51 of 51

7. Post Execution Signatures

Executed By :	Sneha S 00006387 Executor	Date:	24 Apr 2026 at 05:15 PM
Reviewed By :	Santhosh Subramanyam 00002803 Reviewer	Date:	07 May 2026 at 11:12 AM
Approved By :	Arun Dominick 00002459 Approver	Date:	07 May 2026 at 11:31 AM