
	Project	SPORIFY	Document Type	IQ Script
			Document Version	1.0
Document Name	AG_SPOR_2026.1.0.0_IQ		Page	Page 1 of 31

Pre Execution Signatures

Authored by :	Clive Don Rodrigues 00003187 Author	Date:	22 Apr 2026 at 05:43 PM
Reviewed By :	Santhosh Subramanyam 00002803 Reviewer	Date:	22 Apr 2026 at 06:37 PM
Approved By :	Swathi T 00001272 Approver	Date:	23 Apr 2026 at 09:54 AM

	Project	SPORIFY	Document Type	IQ Script
			Document Version	1.0
Document Name	AG_SPOR_2026.1.0.0_IQ		Page	Page 2 of 31

1. Purpose

The purpose of this IQ is to provide the steps to ensure the installation of SPORIFY 2026.1.0.0.

Record the following

Product Name	<i>SPORIFY</i>
Product Version	<i>2026.1.0.0</i>
Test Script Approval Status	<i>Approved</i>
Execution Date	<i>24 Apr 2026 at 01:19 PM</i>
Execution Status	<i>Passed</i>
Execution Approval Status	<i>Approved</i>
Run Name[Run ID]	<i>Run_4-24_12-34-48[3108]</i>


2. Pre-Requisites

1. The Pre-Validation Plan is reviewed and approved.
2. IQ script is reviewed and approved.
3. Sporify application is installed at 2026.1.0.0 level.
4. Tester to complete the required trainings on the application/product/system/ validation testing requirements.
5. ALM Access with respect to project shall be provided.

3. Test Conditions

Not Applicable


4. Special Instructions

	Project	SPORIFY	Document Type	IQ Script
			Document Version	1.0
Document Name	AG_SPOR_2026.1.0.0_IQ		Page	Page 3 of 31

1. The tester shall capture, where possible, objective evidences of the input, the results such as change in status on the status bar, and System generated values, message box, error messages etc., with the System Date and Time stamps of the execution.
2. Steps marked as *PS* shall capture screenshots relevant to that step along with System Date and Time stamps of the execution.
3. The executor shall enter the 'Actual Results' column as "AE" which is an abbreviated for "As Expected" provided the result matches the expected results.
4. 'NA' in the Test Data Column represents that there is no Test Data applicable for that step.


5. Execution Environment

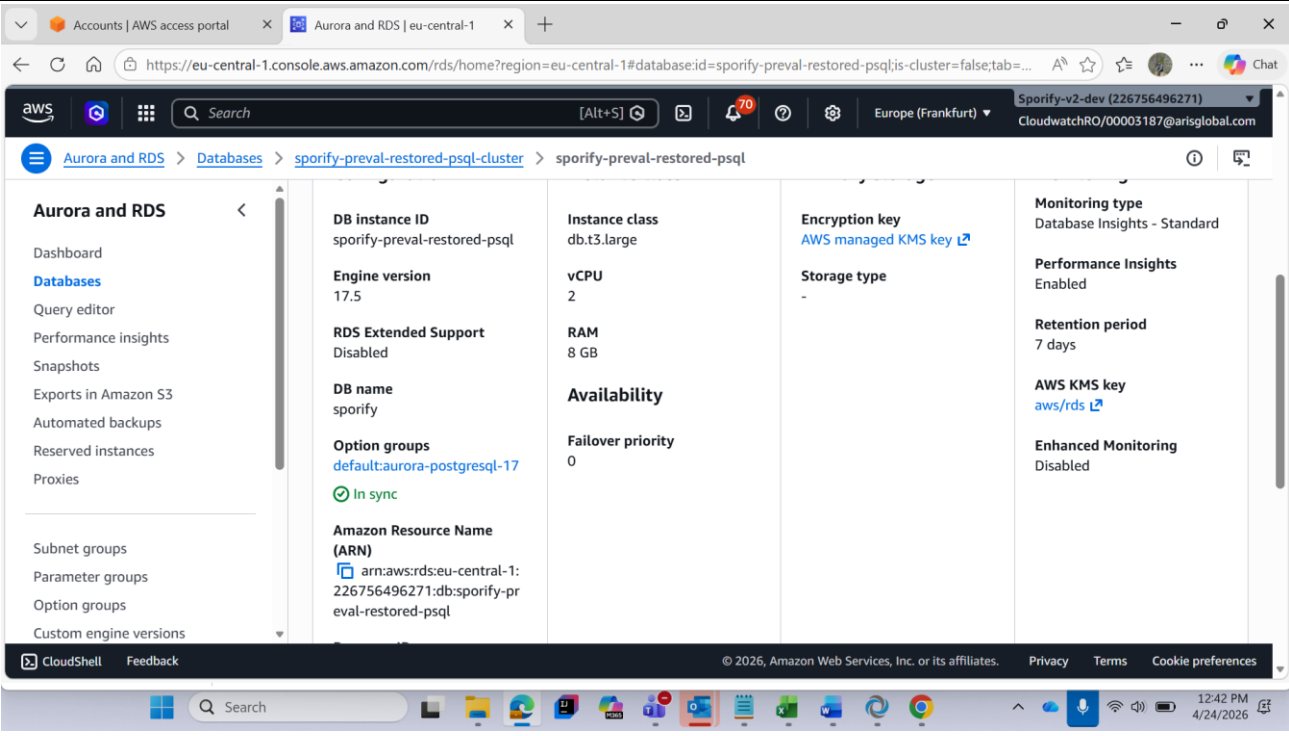
Validation


	Project	SPORIFY	Document Type	IQ Script
			Document Version	1.0
Document Name	AG_SPOR_2026.1.0.0_IQ		Page	Page 4 of 31

6. Test Steps

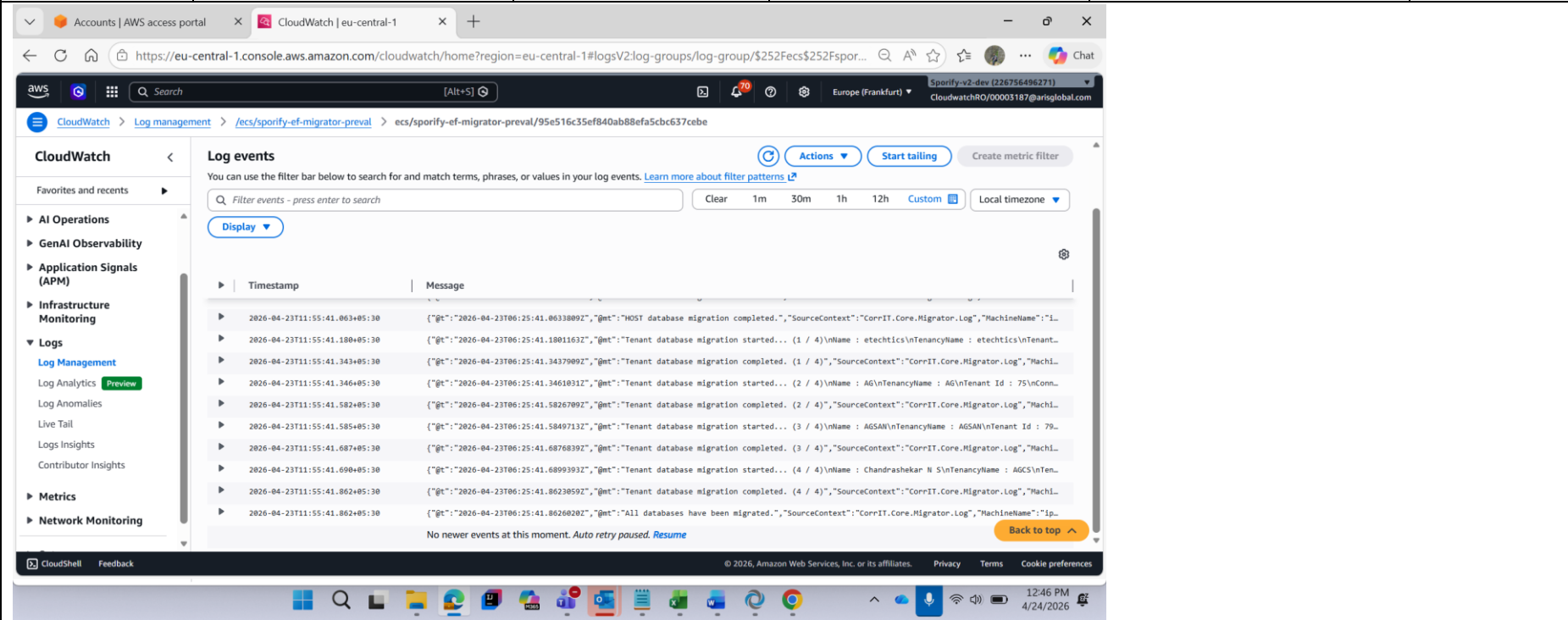
Step No	Procedure Steps	Test Data	Expected Results	Actual Results	Test Status
Step 1	Confirm that all the Pre-Requisites mentioned in this IQ are met.	NA	All the Pre-Requisites mentioned in this IQ are met.	AE Clive Don Rodrigues 24 Apr 2026 at 12:36 PM	Passed
Step 2	<p>Confirm if the following are satisfied. Actual Environment meets or exceeds the recommended environment for installation as mentioned in the test data column. *PS*</p> <p>The Recommended Hardware and software configurations has to be met in Production environment. However, in the Pre-Validation Validation environment, the hardware and software configuration can be much lesser due to limited number of users.</p>	<p>Server hardware: Instance class: <db.r6g.large> RAM: <16 GB> vCPU: <2></p> <p>Server software: Engine: Aurora PostgreSQL</p>	Server hardware and software meets or exceeds the recommended environment for installation.	<p>Server hardware: Instance class: db.t3.large RAM: 8 GB vCPU: 2</p> <p>Server software: Engine: Aurora PostgreSQL Engine Version : 17.5</p> <p>The Recommended Hardware and software configurations will be lower in Pre-Validation environment due to limited number of users.</p> <p>Clive Don Rodrigues 24 Apr 2026 at 12:44 PM</p>	Passed

	Project	SPORIFY	Document Type	IQ Script
			Document Version	1.0
Document Name	AG_SPOR_2026.1.0.0_IQ		Page	Page 5 of 31


Step No	Procedure Steps	Test Data	Expected Results	Actual Results	Test Status
	 <p>The screenshot displays the AWS Aurora and RDS console for a PostgreSQL database instance. The instance is named 'spotify-preval-restored-psql' and is part of a cluster. Key configuration details include:</p> <ul style="list-style-type: none"> DB instance ID: spotify-preval-restored-psql Instance class: db.t3.large Engine version: 17.5 vCPU: 2 RAM: 8 GB DB name: spotify Option groups: default:aurora-postgresql-17 (In sync) Amazon Resource Name (ARN): arn:aws:rds:eu-central-1:226756496271:db:spotify-pr eval-restored-psql Encryption key: AWS managed KMS key Storage type: - Monitoring type: Database Insights - Standard Performance Insights: Enabled Retention period: 7 days AWS KMS key: aws/rds Enhanced Monitoring: Disabled 				

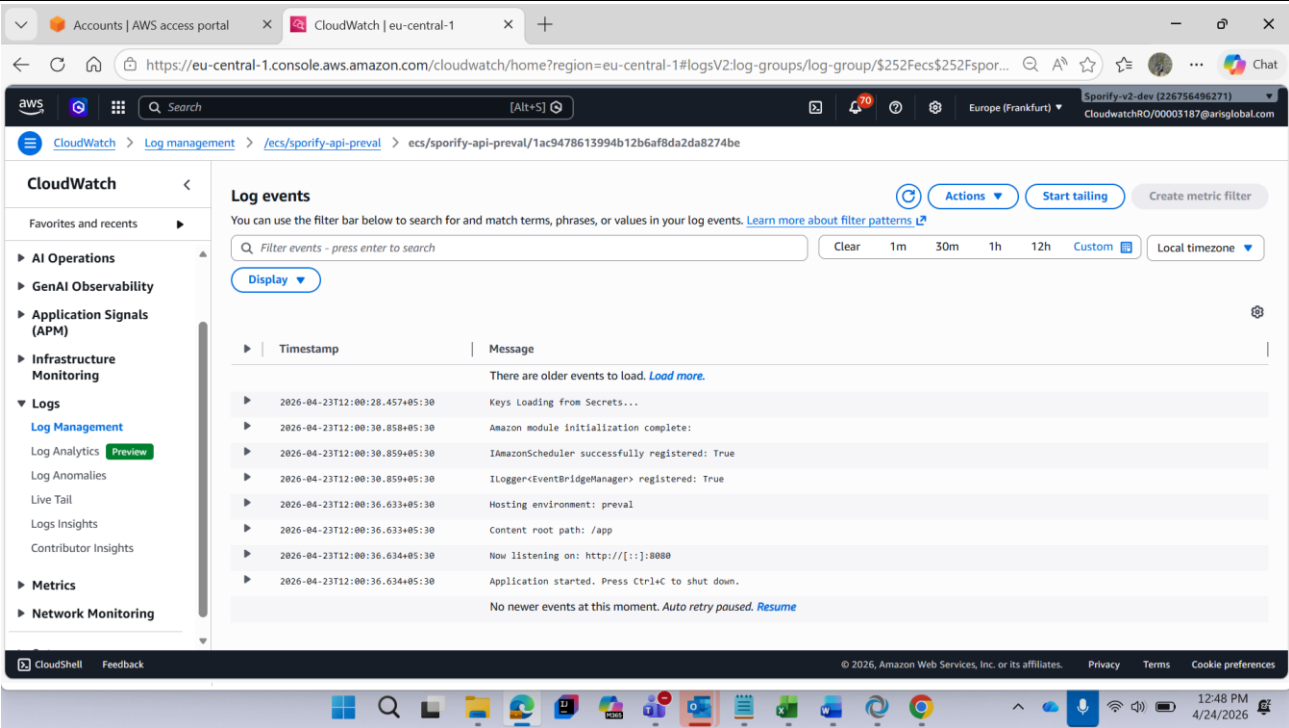
	Project	SPORIFY	Document Type	IQ Script
			Document Version	1.0
Document Name	AG_SPOR_2026.1.0.0_IQ		Page	Page 6 of 31


Step No	Procedure Steps	Test Data	Expected Results	Actual Results	Test Status
Step 3	Verify the installation logs for SPORIFY 2026.1.0.0 level. *PS*	NA	Installation logs is available with details without any errors.	AE Clive Don Rodrigues 24 Apr 2026 at 12:51 PM	Passed

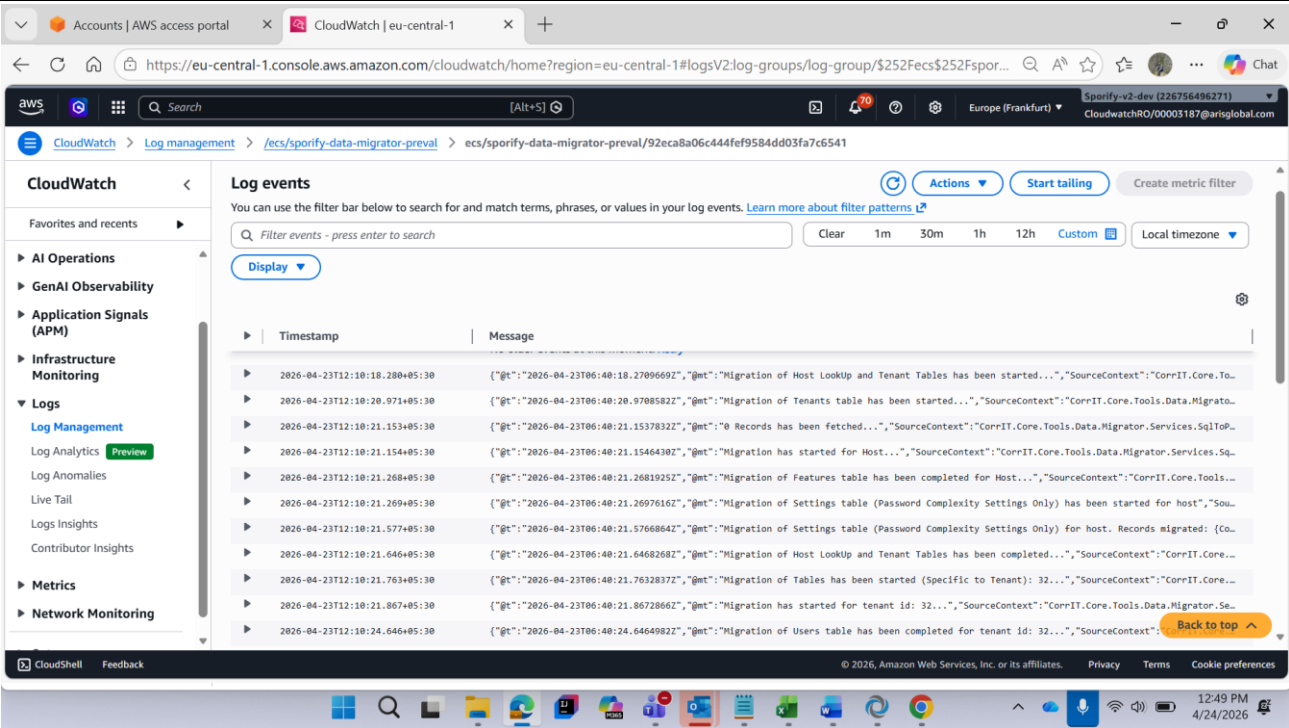



The screenshot displays the AWS CloudWatch console interface. The breadcrumb navigation shows the path: CloudWatch > Log management > /ecs/sporify-ef-migrator-preval > ecs/sporify-ef-migrator-preval/95e516c35ef840ab88efa5c637cebe. The main content area is titled 'Log events' and shows a list of log messages. The messages are JSON objects containing timestamps and detailed migration progress information, such as 'Tenant database migration started...' and 'Tenant database migration completed...'. The console also features a search bar, filter options, and a 'Display' button. The bottom of the screenshot shows the Windows taskbar with the system clock at 12:46 PM on 4/24/2026.

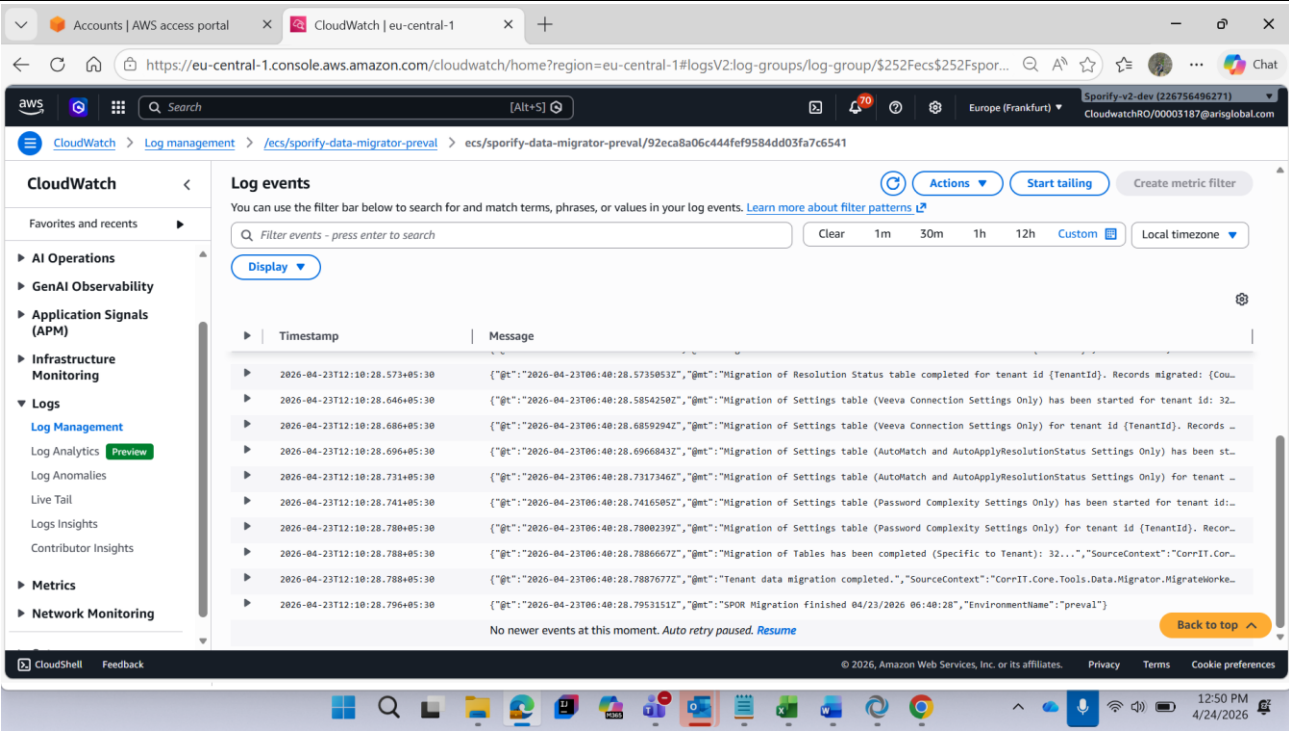
	Project	SPORIFY	Document Type	IQ Script
			Document Version	1.0
Document Name	AG_SPOR_2026.1.0.0_IQ		Page	Page 7 of 31


Step No	Procedure Steps	Test Data	Expected Results	Actual Results	Test Status
	 <p>The screenshot displays the AWS CloudWatch console interface. The breadcrumb navigation shows the path: CloudWatch > Log management > /ecs/sporify-api-preval > ecs/sporify-api-preval/1ac9478613994b12b6af8da2da8274be. The main content area is titled 'Log events' and contains a search bar with the text 'Filter events - press enter to search'. Below the search bar is a 'Display' dropdown menu. The log events list shows several entries with timestamps and messages, including: 'Keys Loading from Secrets...', 'Amazon module initialization complete:', 'IAmazonScheduler successfully registered: True', 'ILogger<EventBridgeManager> registered: True', 'Hosting environment: preval', 'Content root path: /app', 'Now listening on: http://[::]:8080', and 'Application started. Press Ctrl+C to shut down.'. There are also buttons for 'Actions', 'Start tailing', and 'Create metric filter'.</p>				

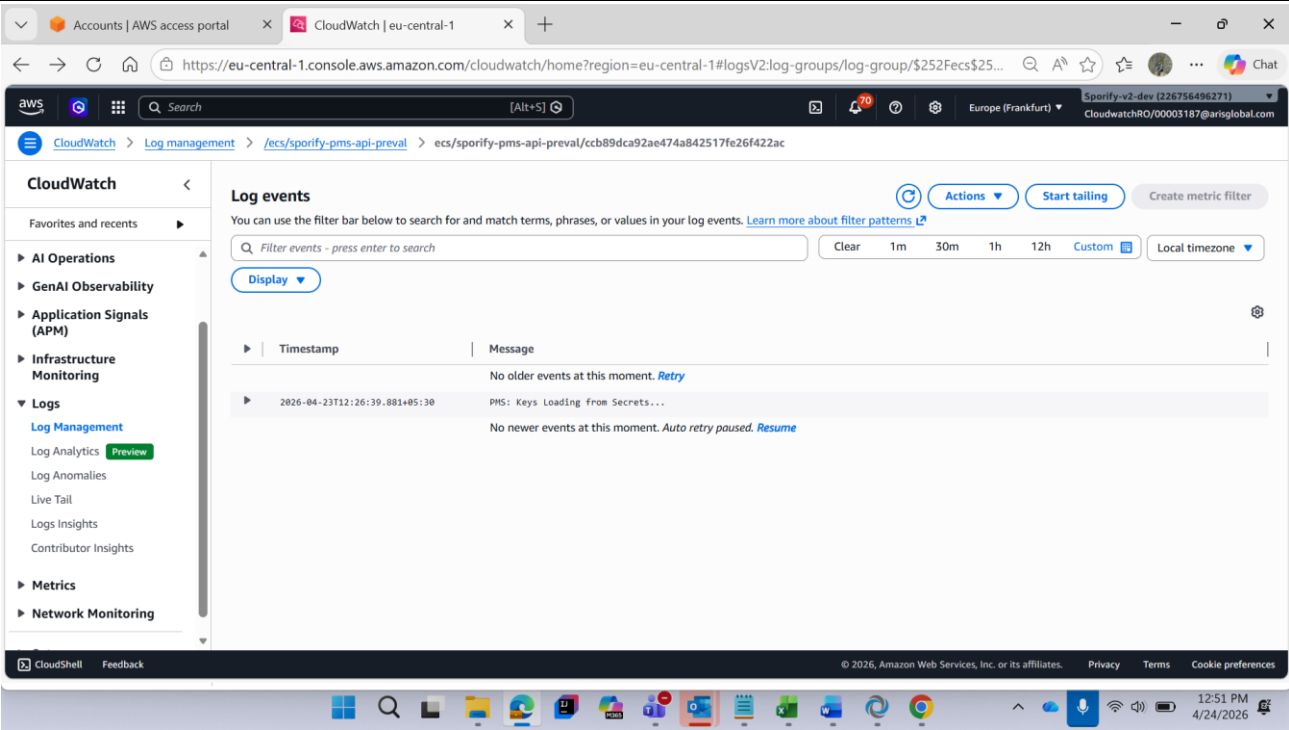
	Project	SPORIFY	Document Type	IQ Script
			Document Version	1.0
Document Name	AG_SPOR_2026.1.0.0_IQ		Page	Page 8 of 31


Step No	Procedure Steps	Test Data	Expected Results	Actual Results	Test Status
	 <p>The screenshot displays the AWS CloudWatch console showing log events for a migration process. The logs are filtered by the log group <code>/ecs/sporify-data-migrator-preval</code>. The events show the following sequence:</p> <ul style="list-style-type: none"> 2026-04-23T12:10:18.280+05:30: Migration of Host Lookup and Tenant Tables has been started. 2026-04-23T12:10:20.971+05:30: Migration of Tenants table has been started. 2026-04-23T12:10:21.153+05:30: 0 Records has been fetched. 2026-04-23T12:10:21.154+05:30: Migration has started for Host. 2026-04-23T12:10:21.268+05:30: Migration of Features table has been completed for Host. 2026-04-23T12:10:21.269+05:30: Migration of Settings table (Password Complexity Settings Only) has been started for host. 2026-04-23T12:10:21.577+05:30: Migration of Settings table (Password Complexity Settings Only) for host. Records migrated: (Co... 2026-04-23T12:10:21.646+05:30: Migration of Host Lookup and Tenant Tables has been completed. 2026-04-23T12:10:21.763+05:30: Migration of Tables has been started (Specific to Tenant): 32... 2026-04-23T12:10:21.867+05:30: Migration has started for tenant id: 32... 2026-04-23T12:10:24.646+05:30: Migration of Users table has been completed for tenant id: 32... 				

	Project	SPORIFY	Document Type	IQ Script
			Document Version	1.0
Document Name	AG_SPOR_2026.1.0.0_IQ		Page	Page 9 of 31


Step No	Procedure Steps	Test Data	Expected Results	Actual Results	Test Status
	 <p>The screenshot displays the AWS CloudWatch console for the 'Log events' of an ECS task named 'ecs/sporify-data-migrator-preval'. The logs show a sequence of migration events for various tables, including 'Resolution Status', 'Settings table (Veeva Connection Settings Only)', 'Settings table (AutoMatch and AutoApplyResolutionStatus Settings Only)', and 'Settings table (Password Complexity Settings Only)'. The final log entry at 2026-04-23T12:10:28.796+05:30 states: 'SPOR Migration finished 04/23/2026 06:40:28, EnvironmentName: 'preval1''. The interface includes a search bar, filter options (1m, 30m, 1h, 12h, Custom), and a 'Display' button. The bottom of the screenshot shows the Windows taskbar with the time 12:50 PM on 4/24/2026.</p>				

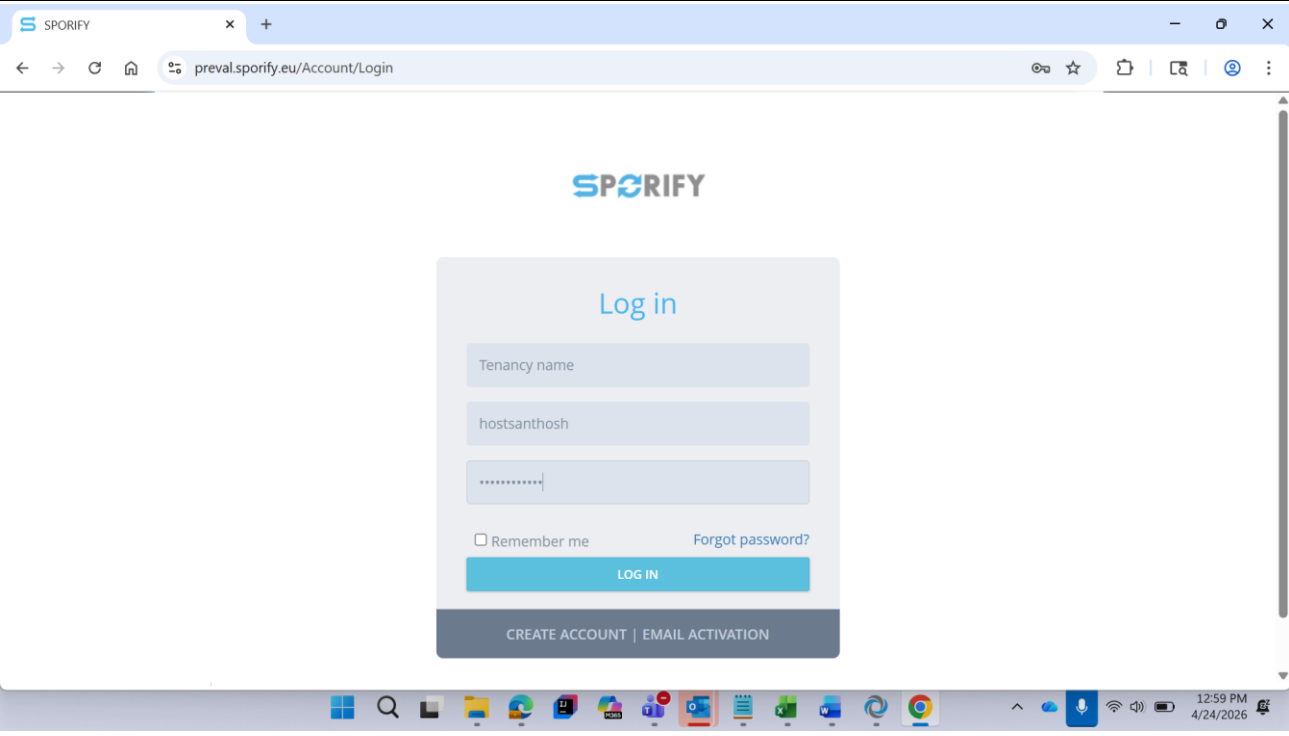
	Project	SPORIFY	Document Type	IQ Script
			Document Version	1.0
Document Name	AG_SPOR_2026.1.0.0_IQ		Page	Page 10 of 31


Step No	Procedure Steps	Test Data	Expected Results	Actual Results	Test Status
	 <p>The screenshot shows the AWS CloudWatch console interface. The breadcrumb navigation indicates the path: CloudWatch > Log management > /ecs/sporify-pms-api-preval > ecs/sporify-pms-api-preval/ccb89dca92ae474a842517fe26f422ac. The main content area is titled 'Log events' and contains a search bar with the text 'Filter events - press enter to search'. Below the search bar, there are buttons for 'Clear', '1m', '30m', '1h', '12h', 'Custom', and 'Local timezone'. A 'Display' button is also present. The log events list shows a single entry with a timestamp of '2026-04-23T12:26:39.881+05:30' and a message: 'PMS: Keys Loading from Secrets...'. Below this entry, there is a message: 'No newer events at this moment. Auto retry paused. Resume'. The left sidebar shows the 'CloudWatch' navigation menu with categories like 'AI Operations', 'GenAI Observability', 'Application Signals (APM)', 'Infrastructure Monitoring', 'Logs', 'Metrics', and 'Network Monitoring'. The 'Logs' category is expanded, showing 'Log Management' as the selected option. The bottom of the screenshot shows the Windows taskbar with various application icons and the system tray displaying the time '12:51 PM' and date '4/24/2026'.</p>				

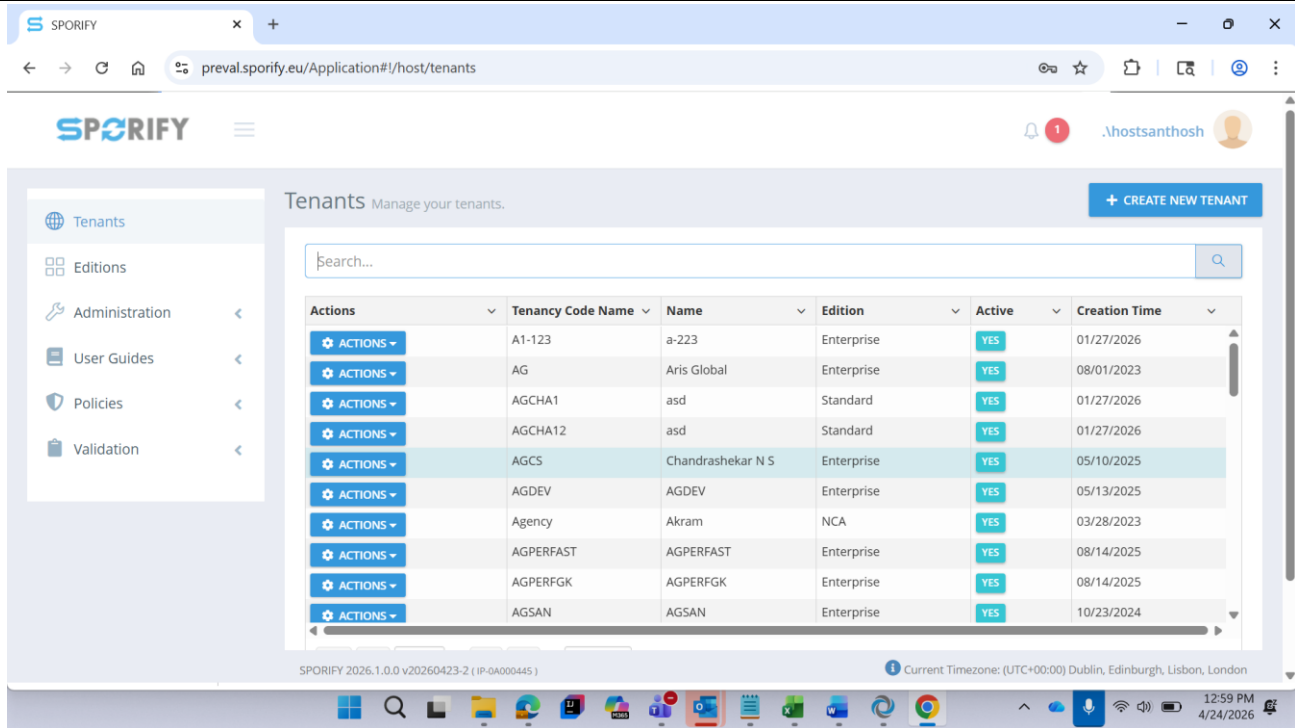
	Project	SPORIFY	Document Type	IQ Script
			Document Version	1.0
Document Name	AG_SPOR_2026.1.0.0_IQ		Page	Page 11 of 31


Step No	Procedure Steps	Test Data	Expected Results	Actual Results	Test Status
Step 4	Launch the SPORIFY application and enter the details as mentioned in test data column for host user. Click on LOG IN button. *PS*	URL: <https://preval.sporify.eu/Account/Login> User name or email: <hostpvadminuser> Password: <Enter valid password of the user>	The SPORIFY application homepage is displayed for host user login.	URL: https://preval.sporify.eu/Account/Login User name or email: hostsanthosh AE Clive Don Rodrigues 24 Apr 2026 at 01:00 PM	Passed

	Project	SPORIFY	Document Type	IQ Script
			Document Version	1.0
Document Name	AG_SPOR_2026.1.0.0_IQ		Page	Page 12 of 31

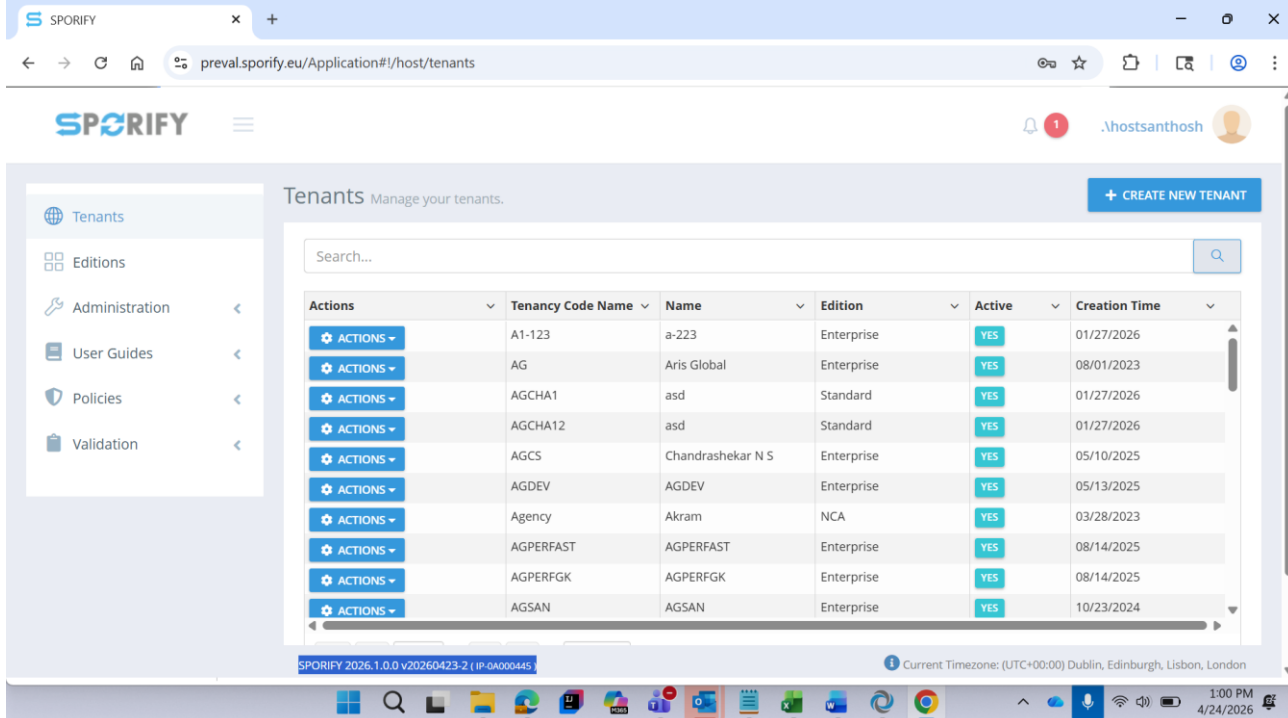
Step No	Procedure Steps	Test Data	Expected Results	Actual Results	Test Status
					

	Project	SPORIFY	Document Type	IQ Script
			Document Version	1.0
Document Name	AG_SPOR_2026.1.0.0_IQ		Page	Page 13 of 31

Step No	Procedure Steps	Test Data	Expected Results	Actual Results	Test Status																																																																		
	 <table border="1"> <thead> <tr> <th>Actions</th> <th>Tenancy Code Name</th> <th>Name</th> <th>Edition</th> <th>Active</th> <th>Creation Time</th> </tr> </thead> <tbody> <tr> <td>ACTIONS</td> <td>A1-123</td> <td>a-223</td> <td>Enterprise</td> <td>YES</td> <td>01/27/2026</td> </tr> <tr> <td>ACTIONS</td> <td>AG</td> <td>Aris Global</td> <td>Enterprise</td> <td>YES</td> <td>08/01/2023</td> </tr> <tr> <td>ACTIONS</td> <td>AGCHA1</td> <td>asd</td> <td>Standard</td> <td>YES</td> <td>01/27/2026</td> </tr> <tr> <td>ACTIONS</td> <td>AGCHA12</td> <td>asd</td> <td>Standard</td> <td>YES</td> <td>01/27/2026</td> </tr> <tr> <td>ACTIONS</td> <td>AGCS</td> <td>Chandrashekar N S</td> <td>Enterprise</td> <td>YES</td> <td>05/10/2025</td> </tr> <tr> <td>ACTIONS</td> <td>AGDEV</td> <td>AGDEV</td> <td>Enterprise</td> <td>YES</td> <td>05/13/2025</td> </tr> <tr> <td>ACTIONS</td> <td>Agency</td> <td>Akram</td> <td>NCA</td> <td>YES</td> <td>03/28/2023</td> </tr> <tr> <td>ACTIONS</td> <td>AGPERFAST</td> <td>AGPERFAST</td> <td>Enterprise</td> <td>YES</td> <td>08/14/2025</td> </tr> <tr> <td>ACTIONS</td> <td>AGPERFGK</td> <td>AGPERFGK</td> <td>Enterprise</td> <td>YES</td> <td>08/14/2025</td> </tr> <tr> <td>ACTIONS</td> <td>AGSAN</td> <td>AGSAN</td> <td>Enterprise</td> <td>YES</td> <td>10/23/2024</td> </tr> </tbody> </table>					Actions	Tenancy Code Name	Name	Edition	Active	Creation Time	ACTIONS	A1-123	a-223	Enterprise	YES	01/27/2026	ACTIONS	AG	Aris Global	Enterprise	YES	08/01/2023	ACTIONS	AGCHA1	asd	Standard	YES	01/27/2026	ACTIONS	AGCHA12	asd	Standard	YES	01/27/2026	ACTIONS	AGCS	Chandrashekar N S	Enterprise	YES	05/10/2025	ACTIONS	AGDEV	AGDEV	Enterprise	YES	05/13/2025	ACTIONS	Agency	Akram	NCA	YES	03/28/2023	ACTIONS	AGPERFAST	AGPERFAST	Enterprise	YES	08/14/2025	ACTIONS	AGPERFGK	AGPERFGK	Enterprise	YES	08/14/2025	ACTIONS	AGSAN	AGSAN	Enterprise	YES	10/23/2024
Actions	Tenancy Code Name	Name	Edition	Active	Creation Time																																																																		
ACTIONS	A1-123	a-223	Enterprise	YES	01/27/2026																																																																		
ACTIONS	AG	Aris Global	Enterprise	YES	08/01/2023																																																																		
ACTIONS	AGCHA1	asd	Standard	YES	01/27/2026																																																																		
ACTIONS	AGCHA12	asd	Standard	YES	01/27/2026																																																																		
ACTIONS	AGCS	Chandrashekar N S	Enterprise	YES	05/10/2025																																																																		
ACTIONS	AGDEV	AGDEV	Enterprise	YES	05/13/2025																																																																		
ACTIONS	Agency	Akram	NCA	YES	03/28/2023																																																																		
ACTIONS	AGPERFAST	AGPERFAST	Enterprise	YES	08/14/2025																																																																		
ACTIONS	AGPERFGK	AGPERFGK	Enterprise	YES	08/14/2025																																																																		
ACTIONS	AGSAN	AGSAN	Enterprise	YES	10/23/2024																																																																		

	Project	SPORIFY	Document Type	IQ Script
			Document Version	1.0
Document Name	AG_SPOR_2026.1.0.0_IQ		Page	Page 14 of 31


Step No	Procedure Steps	Test Data	Expected Results	Actual Results	Test Status
Step 5	Verify the application version at the bottom of the screen as mentioned in test data column. *PS*	SPORIFY 2026.1.0.0 <timestamp>	Application version along with timestamp is displayed as mentioned in test data column.	SPORIFY 2026.1.0.0 v20260423-2 (IP-0A000445) AE Clive Don Rodrigues 24 Apr 2026 at 01:01 PM	Passed



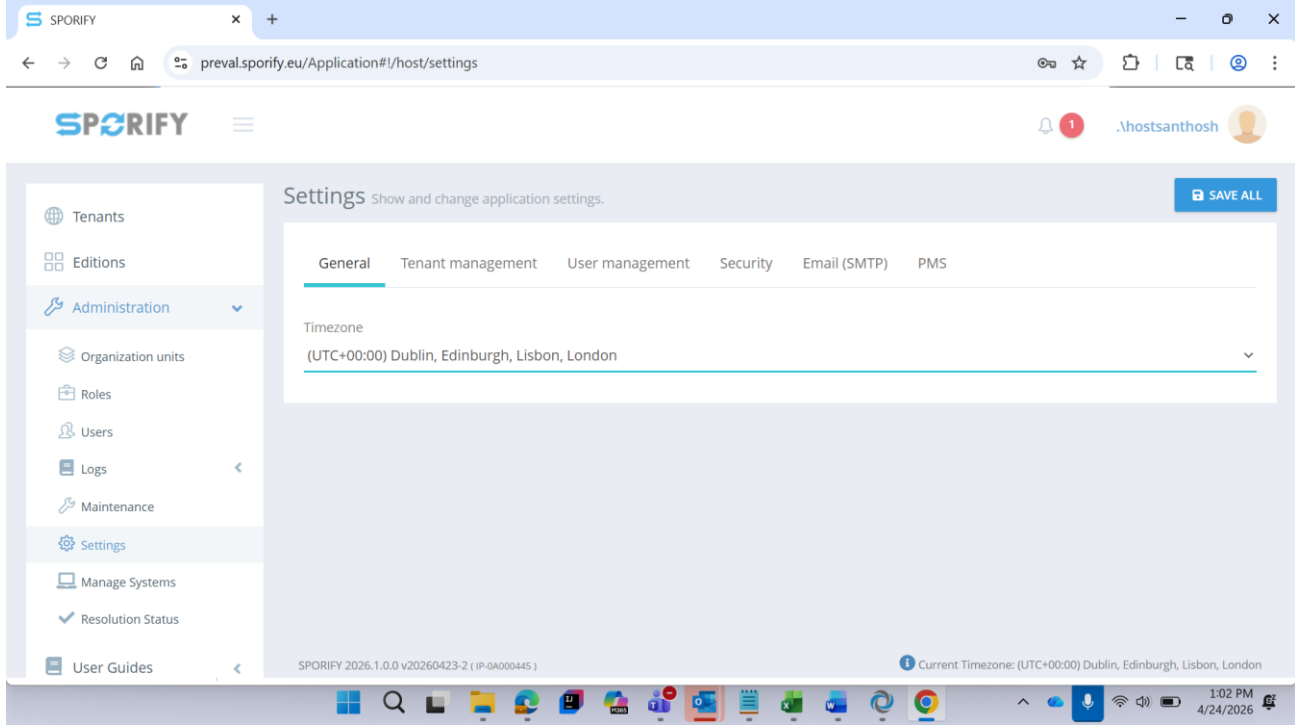
The screenshot shows the SPORIFY web application interface. The browser address bar indicates the URL: `preval.sporify.eu/Application#/host/tenants`. The application header includes the SPORIFY logo and a user profile for ".hostsanthosh". The main content area is titled "Tenants" and includes a search bar and a table of tenants. The table has the following data:


Actions	Tenancy Code Name	Name	Edition	Active	Creation Time
ACTIONS	A1-123	a-223	Enterprise	YES	01/27/2026
ACTIONS	AG	Aris Global	Enterprise	YES	08/01/2023
ACTIONS	AGCHA1	asd	Standard	YES	01/27/2026
ACTIONS	AGCHA12	asd	Standard	YES	01/27/2026
ACTIONS	AGCS	Chandrashekar N S	Enterprise	YES	05/10/2025
ACTIONS	AGDEV	AGDEV	Enterprise	YES	05/13/2025
ACTIONS	Agency	Akram	NCA	YES	03/28/2023
ACTIONS	AGPERFAST	AGPERFAST	Enterprise	YES	08/14/2025
ACTIONS	AGPERFGK	AGPERFGK	Enterprise	YES	08/14/2025
ACTIONS	AGSAN	AGSAN	Enterprise	YES	10/23/2024

The footer of the application shows the version information: "SPORIFY 2026.1.0.0 v20260423-2 (IP-0A000445)" and the current time zone: "Current Timezone: (UTC+00:00) Dublin, Edinburgh, Lisbon, London". The Windows taskbar at the bottom shows the date and time as "1:00 PM 4/24/2026".


	Project	SPORIFY	Document Type	IQ Script
			Document Version	1.0
Document Name	AG_SPOR_2026.1.0.0_IQ		Page	Page 15 of 31

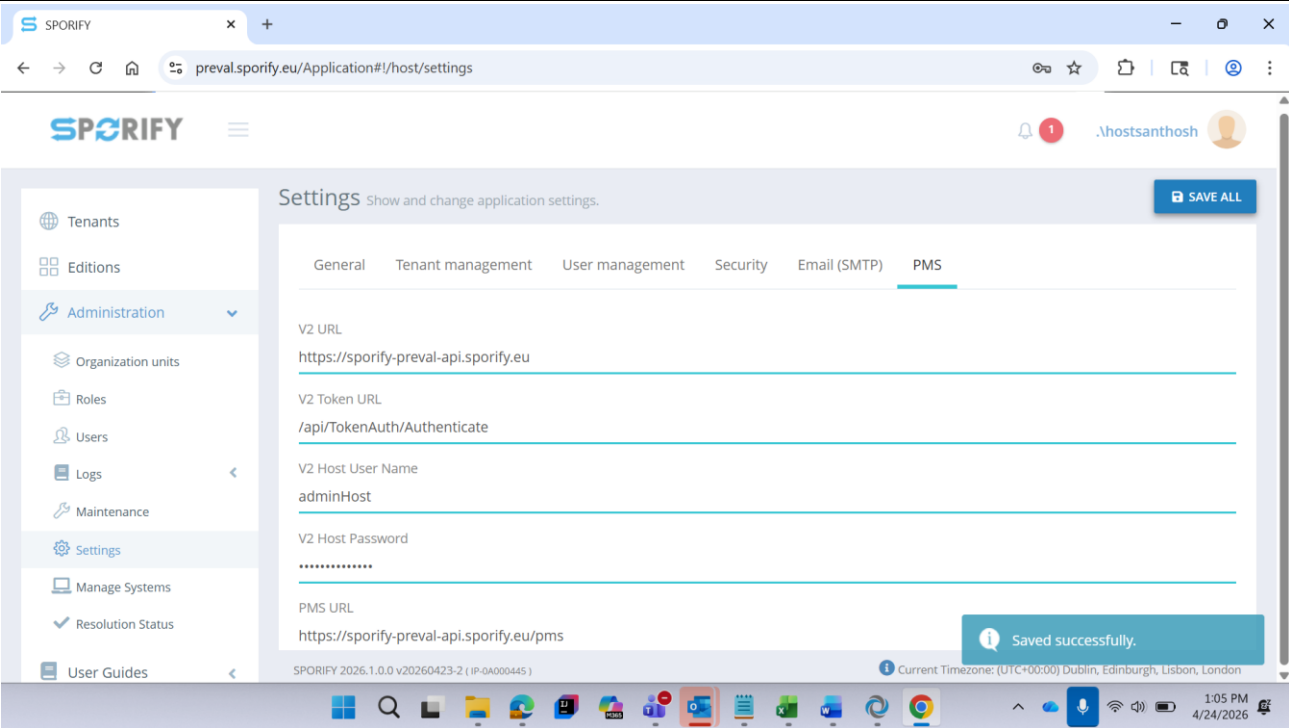
Step No	Procedure Steps	Test Data	Expected Results	Actual Results	Test Status
Step 6	Expand Administration in the left navigation panel and click on Settings. *PS*	NA	Settings screen is displayed.	AE Clive Don Rodrigues 24 Apr 2026 at 01:02 PM	Passed




	Project	SPORIFY	Document Type	IQ Script
			Document Version	1.0
Document Name	AG_SPOR_2026.1.0.0_IQ		Page	Page 16 of 31

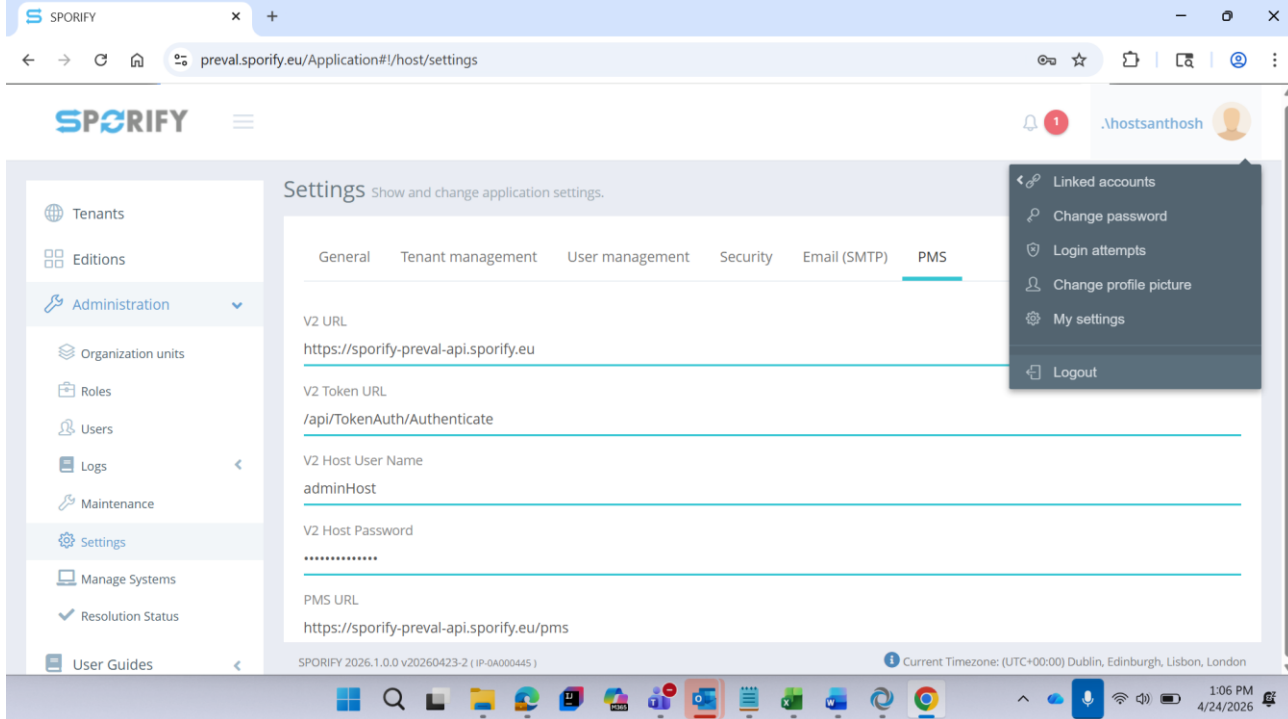
Step No	Procedure Steps	Test Data	Expected Results	Actual Results	Test Status
Step 7	Click on PMS subtab, enter or modify the details as mentioned in test data column and click on Save All button. *PS*	V2 URL: <https://sporify-preval-api.sporify.eu> V2 Token URL: /api/TokenAuth/Authenticate V2 Host User Name: adminHost V2 Host Password: <valid host user password> PMS URL: <https://sporify-preval-api.sporify.eu/pms>	Data is entered or modified and a toast message "Saved successfully." is displayed.	V2 URL: https://sporify-preval-api.sporify.eu V2 Token URL: /api/TokenAuth/Authenticate V2 Host User Name: adminHost PMS URL: https://sporify-preval-api.sporify.eu/pms AE Clive Don Rodrigues 24 Apr 2026 at 01:05 PM	Passed

	Project	SPORIFY	Document Type	IQ Script
			Document Version	1.0
Document Name	AG_SPOR_2026.1.0.0_IQ		Page	Page 17 of 31

Step No	Procedure Steps	Test Data	Expected Results	Actual Results	Test Status
	 <p>The screenshot displays the SPORIFY web application's settings interface. The 'PMS' tab is active, showing the following configuration details:</p> <ul style="list-style-type: none"> V2 URL: https://sporify-preval-api.sporify.eu V2 Token URL: /api/TokenAuth/Authenticate V2 Host User Name: adminHost V2 Host Password: [Redacted] PMS URL: https://sporify-preval-api.sporify.eu/pms <p>A notification at the bottom of the settings area states "Saved successfully." The browser's address bar shows the URL: preval.sporify.eu/Application#/host/settings. The system tray at the bottom indicates the current time is 1:05 PM on 4/24/2026.</p>				

	Project	SPORIFY	Document Type	IQ Script
			Document Version	1.0
Document Name	AG_SPOR_2026.1.0.0_IQ		Page	Page 18 of 31


Step No	Procedure Steps	Test Data	Expected Results	Actual Results	Test Status
Step 8	Click on User Account details and click on Logout option. *PS*	NA	The SPORIFY application Log in page is displayed.	AE Clive Don Rodrigues 24 Apr 2026 at 01:07 PM	Passed

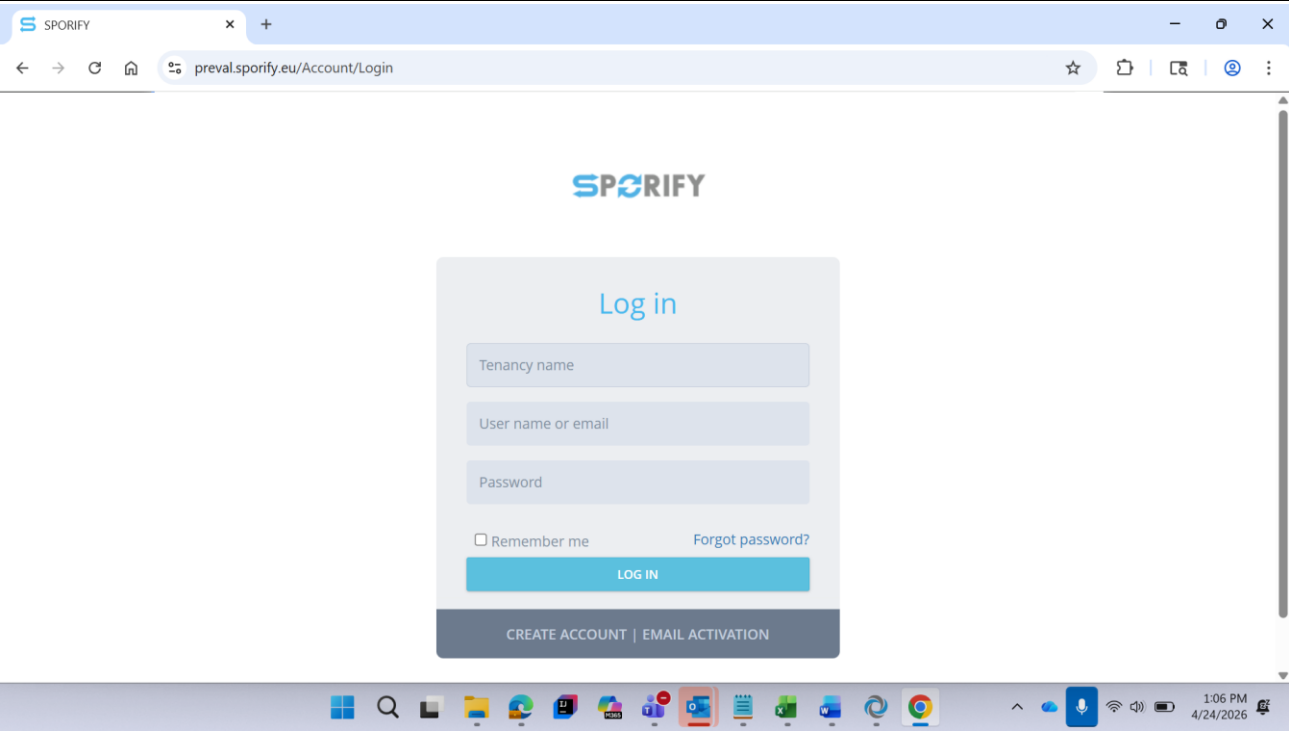



The screenshot displays the SPORIFY application interface. The browser address bar shows the URL: `preval.sporify.eu/Application#/host/settings`. The application header includes the SPORIFY logo and a user profile for `.hostsanthosh`. The main content area is titled "Settings" and contains a navigation menu with tabs for General, Tenant management, User management, Security, Email (SMTP), and PMS. The PMS tab is active, showing the following configuration details:

- V2 URL: `https://sporify-preval-api.sporify.eu`
- V2 Token URL: `/api/TokenAuth/Authenticate`
- V2 Host User Name: `adminHost`
- V2 Host Password: `*****`
- PMS URL: `https://sporify-preval-api.sporify.eu/pms`


A user profile dropdown menu is open, listing the following options: Linked accounts, Change password, Login attempts, Change profile picture, My settings, and Logout. The system tray at the bottom indicates the current time zone is (UTC+00:00) Dublin, Edinburgh, Lisbon, London, and the date is 4/24/2026 at 1:06 PM.

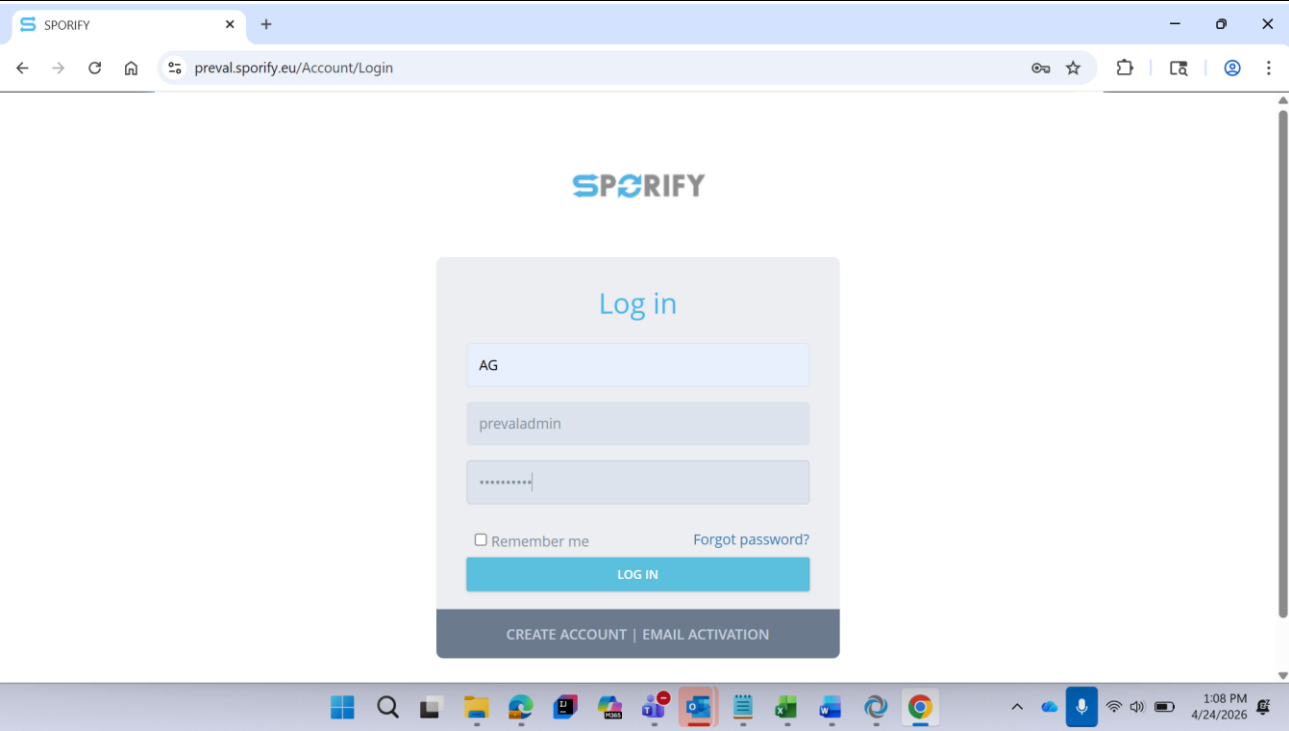
	Project	SPORIFY	Document Type	IQ Script
			Document Version	1.0
Document Name	AG_SPOR_2026.1.0.0_IQ		Page	Page 19 of 31


Step No	Procedure Steps	Test Data	Expected Results	Actual Results	Test Status
					

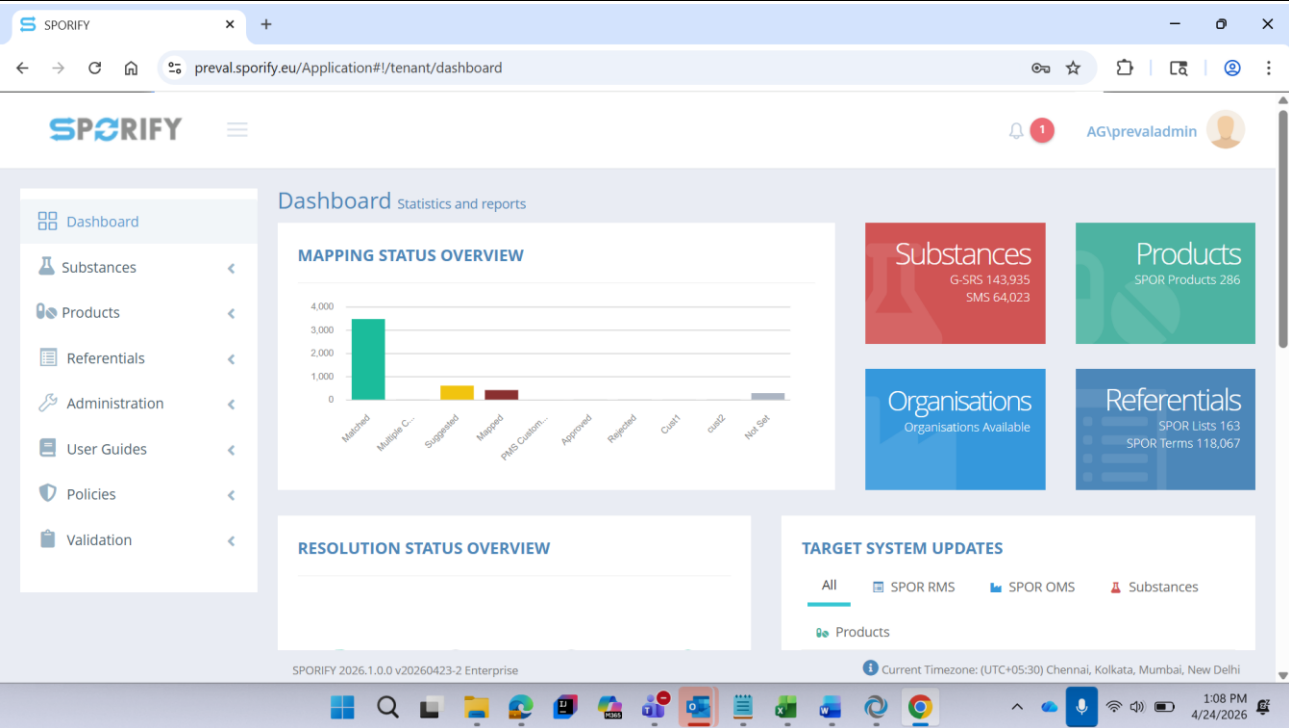
	Project	SPORIFY	Document Type	IQ Script
			Document Version	1.0
Document Name	AG_SPOR_2026.1.0.0_IQ		Page	Page 20 of 31


Step No	Procedure Steps	Test Data	Expected Results	Actual Results	Test Status
Step 9	Enter the details as mentioned in test data column for tenant user. Click on LOG IN button. *PS*	URL: <https://preval.sporify.eu/Account/Login> Tenancy name: <preval> User name or email: <pvadminuser> Password: <Enter valid password of the user>	The SPORIFY application homepage is displayed for tenant user login.	URL: https://preval.sporify.eu/Account/Login Tenancy name: AG User name or email: prevaladmin AE Clive Don Rodrigues 24 Apr 2026 at 01:09 PM	Passed

	Project	SPORIFY	Document Type	IQ Script
			Document Version	1.0
Document Name	AG_SPOR_2026.1.0.0_IQ		Page	Page 21 of 31

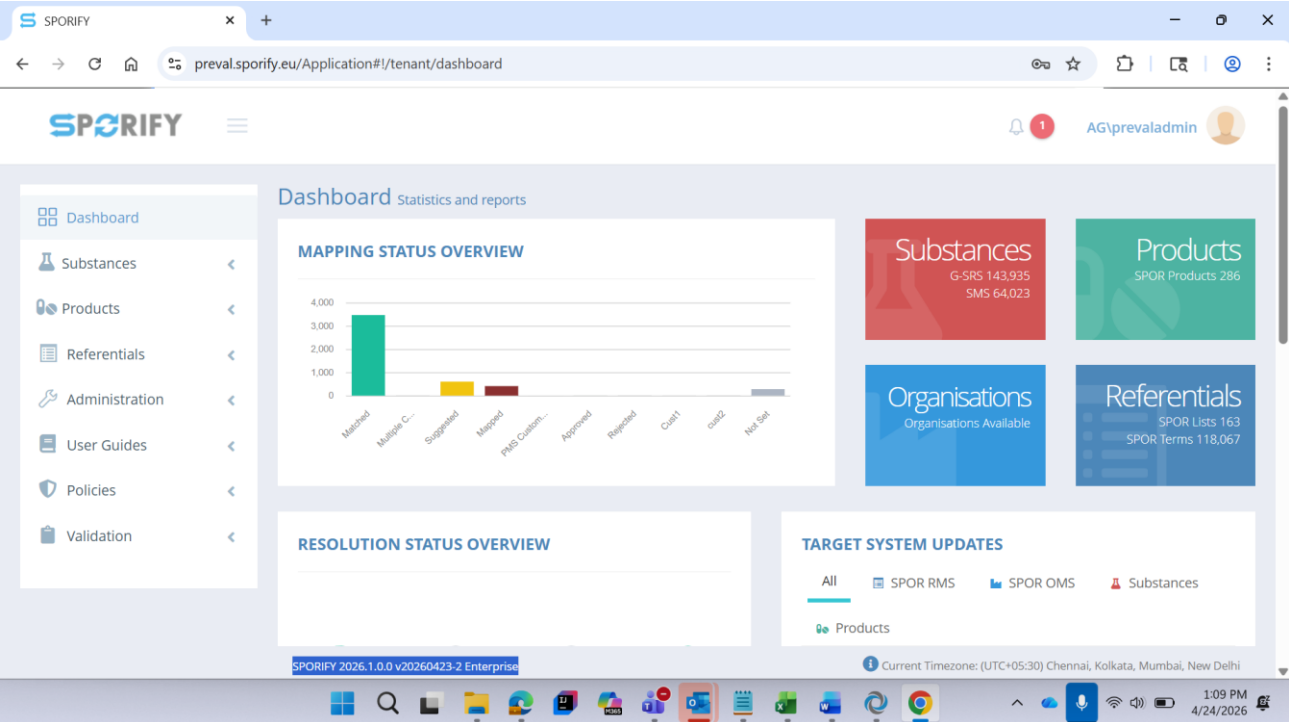
Step No	Procedure Steps	Test Data	Expected Results	Actual Results	Test Status
					

	Project	SPORIFY	Document Type	IQ Script
			Document Version	1.0
Document Name	AG_SPOR_2026.1.0.0_IQ		Page	Page 22 of 31

Step No	Procedure Steps	Test Data	Expected Results	Actual Results	Test Status
	 <p>The screenshot displays the SPORIFY dashboard interface. At the top, there is a navigation bar with the SPORIFY logo, a menu icon, a notification bell with a red '1', and the user profile 'AG\prevaladmin'. The main content area is titled 'Dashboard Statistics and reports'. On the left, a sidebar menu lists various sections: Dashboard, Substances, Products, Referentials, Administration, User Guides, Policies, and Validation. The central dashboard features several key metrics and charts:</p> <ul style="list-style-type: none"> MAPPING STATUS OVERVIEW: A bar chart showing the distribution of mapping statuses. The Y-axis ranges from 0 to 4,000. The X-axis categories include Matched, Multiple C., Suggested, Mapped, PMS Custom..., Approved, Rejected, Cmt1, Cmt2, and Not Set. The 'Matched' category has the highest value, exceeding 3,000. Substances: A red card displaying 'G-SRS 143,935' and 'SMS 64,023'. Products: A green card displaying 'SPOR Products 286'. Organisations: A blue card displaying 'Organisations Available'. Referentials: A blue card displaying 'SPOR Lists 163' and 'SPOR Terms 118,067'. RESOLUTION STATUS OVERVIEW: A section with a title and a blank area below it. TARGET SYSTEM UPDATES: A section with tabs for 'All', 'SPOR RMS', 'SPOR OMS', and 'Substances'. The 'Products' tab is currently selected. <p>At the bottom of the dashboard, the version 'SPORIFY 2026.1.0.0 v20260423-2 Enterprise' and the current timezone '(UTC+05:30) Chennai, Kolkata, Mumbai, New Delhi' are visible. The Windows taskbar at the very bottom shows the system clock as 1:08 PM on 4/24/2026.</p>				


	Project	SPORIFY	Document Type	IQ Script
			Document Version	1.0
Document Name	AG_SPOR_2026.1.0.0_IQ		Page	Page 23 of 31

Step No	Procedure Steps	Test Data	Expected Results	Actual Results	Test Status
Step 10	Verify the application version at the bottom of the screen as mentioned in test data column. *PS*	SPORIFY 2026.1.0.0 <timestamp>	Application version along with timestamp is displayed as mentioned in test data column.	SPORIFY 2026.1.0.0 v20260423-2 Enterprise AE Clive Don Rodrigues 24 Apr 2026 at 01:10 PM	Passed

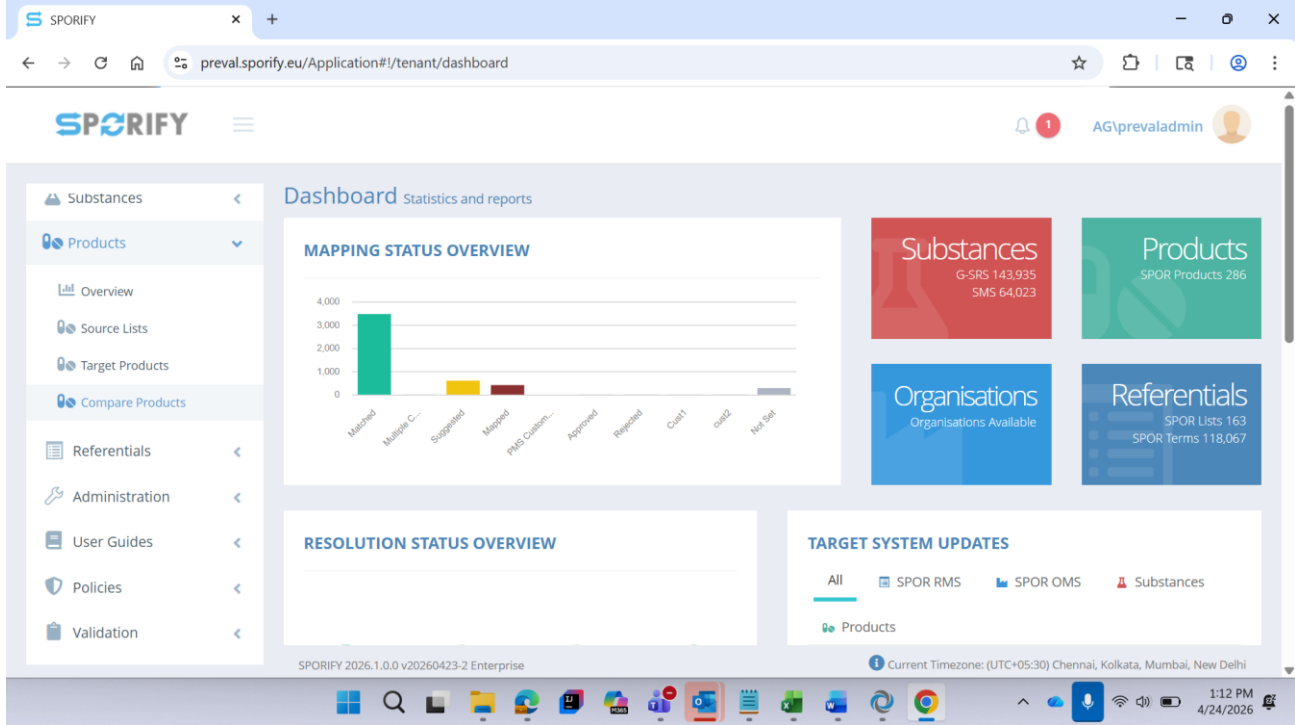


SPORIFY 2026.1.0.0 v20260423-2 Enterprise


Current Timezone: (UTC+05:30) Chennai, Kolkata, Mumbai, New Delhi

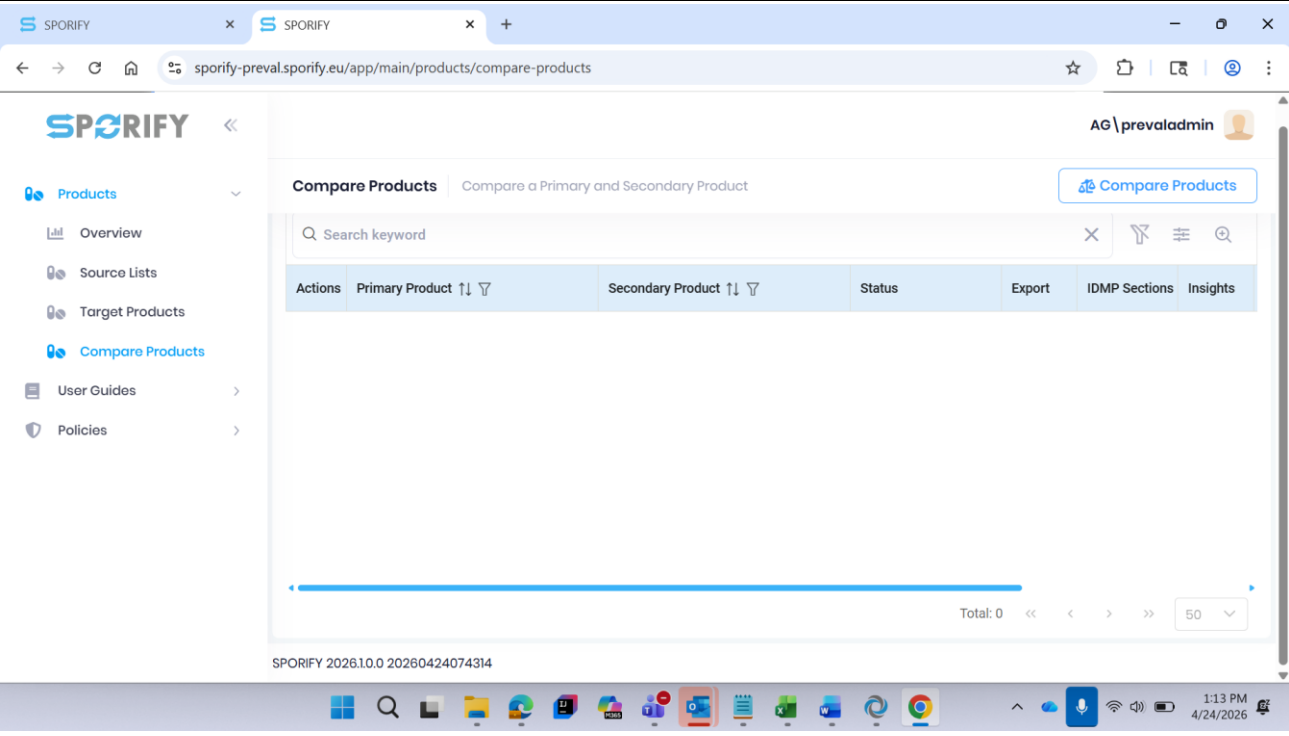
	Project	SPORIFY	Document Type	IQ Script
			Document Version	1.0
Document Name	AG_SPOR_2026.1.0.0_IQ		Page	Page 24 of 31


Step No	Procedure Steps	Test Data	Expected Results	Actual Results	Test Status
Step 11	Expand the Products domain in the left navigation panel and click on Compare Products. *PS*	NA	New tab is opened and Compare Products screen is displayed.	AE Clive Don Rodrigues 24 Apr 2026 at 01:13 PM	Passed



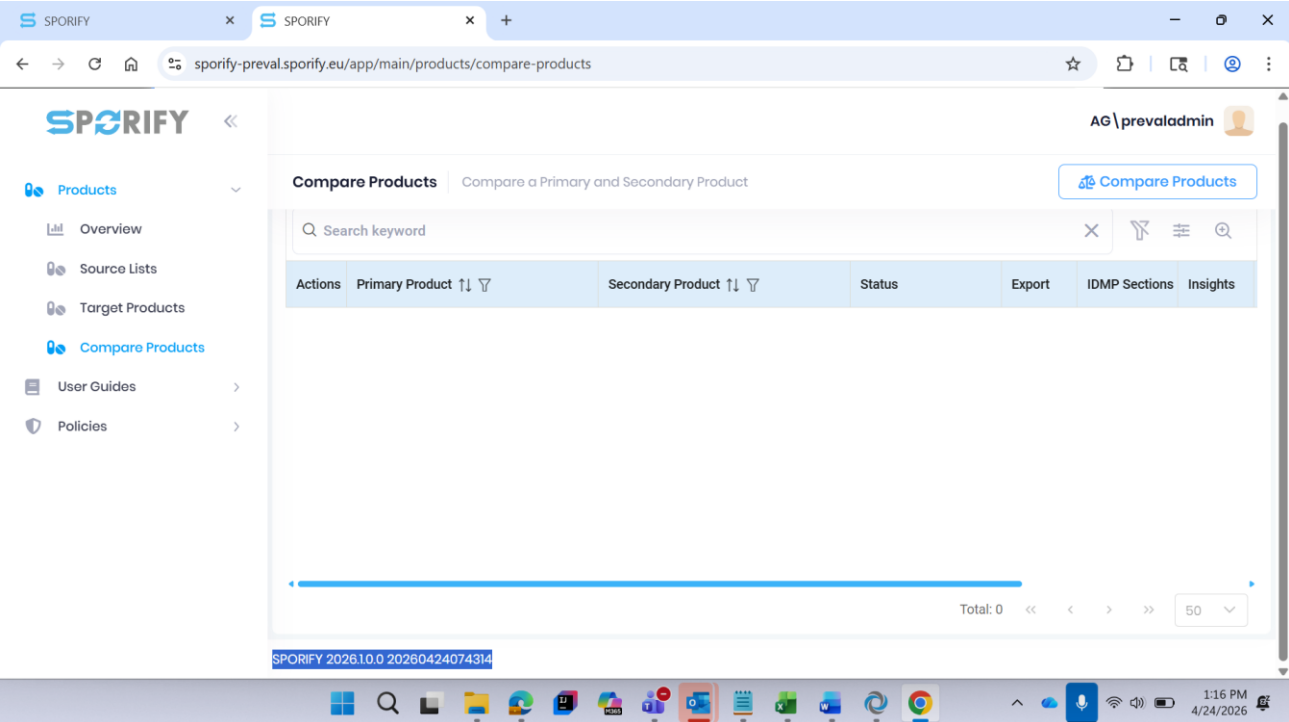
The screenshot displays the SPORIFY web application interface. The browser window shows the URL 'preval.sporify.eu/Application#/tenant/dashboard'. The application header includes the SPORIFY logo and a user profile for 'AG\prevaladmin'. The left-hand navigation menu is expanded to the 'Products' section, specifically 'Compare Products'. The main dashboard area is titled 'Dashboard Statistics and reports' and contains several key performance indicators and charts. The 'MAPPING STATUS OVERVIEW' chart shows a bar for 'Mapped' at approximately 3,500. Other categories include 'Multiple C...', 'Suggested', 'Mapped', 'PMS Custom...', 'Approved', 'Rejected', 'Cont1', 'cont2', and 'Not Spet'. Summary cards for 'Substances' (G-SRS 143,935; SMS 64,023), 'Products' (SPOR Products 286), 'Organisations' (Organisations Available), and 'Referentials' (SPOR Lists 163; SPOR Terms 118,067) are visible. The bottom of the dashboard shows 'RESOLUTION STATUS OVERVIEW' and 'TARGET SYSTEM UPDATES' for 'All', 'SPOR RMS', 'SPOR OMS', and 'Substances'. The system tray at the bottom indicates the current time as 1:12 PM on 4/24/2026.


	Project	SPORIFY	Document Type	IQ Script
			Document Version	1.0
Document Name	AG_SPOR_2026.1.0.0_IQ		Page	Page 25 of 31

Step No	Procedure Steps	Test Data	Expected Results	Actual Results	Test Status
					


	Project	SPORIFY	Document Type	IQ Script
			Document Version	1.0
Document Name	AG_SPOR_2026.1.0.0_IQ		Page	Page 26 of 31

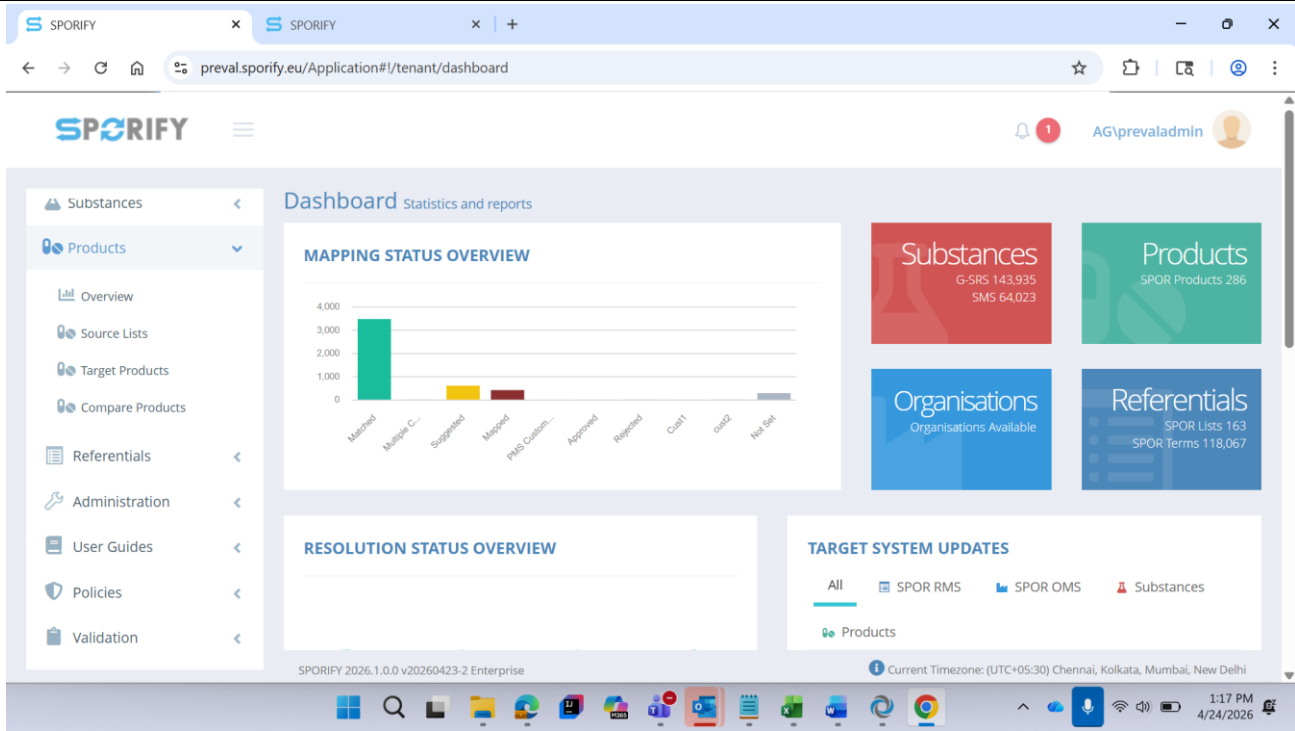
Step No	Procedure Steps	Test Data	Expected Results	Actual Results	Test Status
Step 12	Verify the application version at the bottom of the screen as mentioned in test data column. *PS*	SPORIFY 2026.1.0.0 <timestamp>	Application version along with timestamp is displayed as mentioned in test data column.	SPORIFY 2026.1.0.0 20260424074314 AE Clive Don Rodrigues 24 Apr 2026 at 01:16 PM	Passed




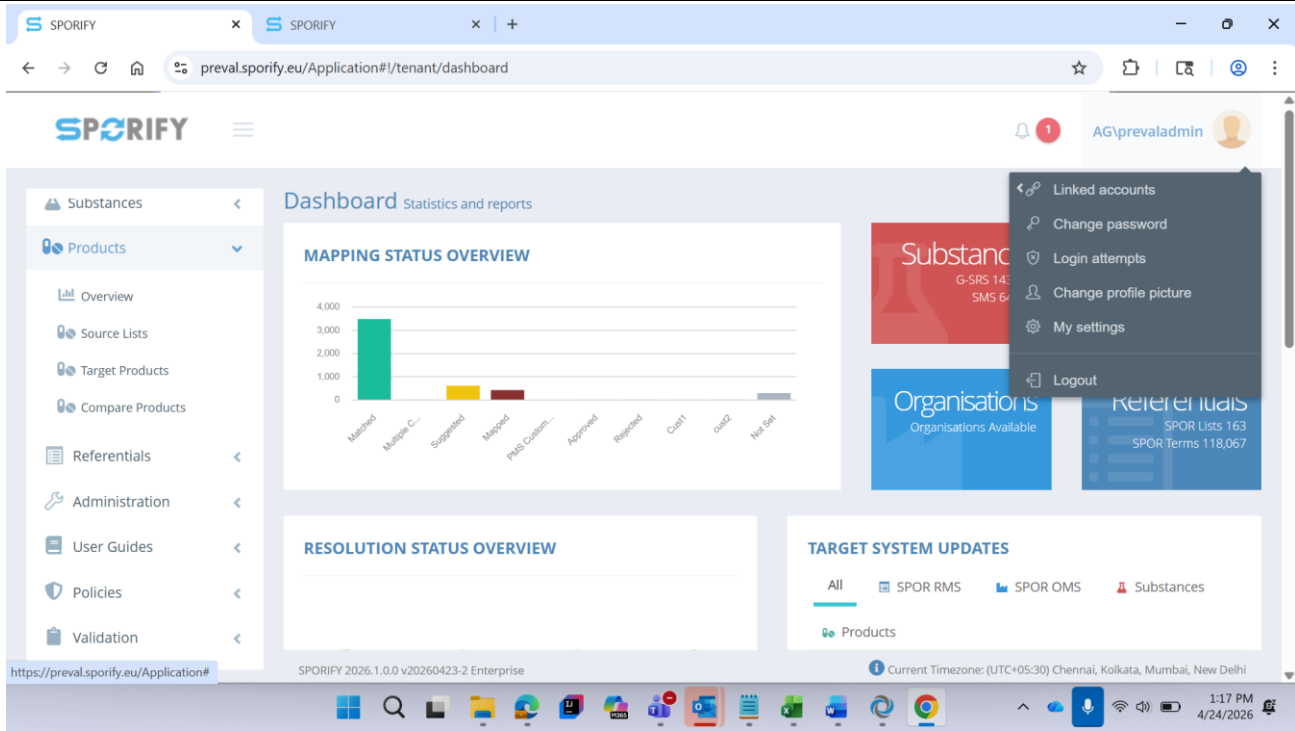
	Project	SPORIFY	Document Type	IQ Script
			Document Version	1.0
Document Name	AG_SPOR_2026.1.0.0_IQ		Page	Page 27 of 31


Step No	Procedure Steps	Test Data	Expected Results	Actual Results	Test Status
Step 13	Navigate to previous application tab in the browser, Click on User Account details and click on Logout option. *PS*	NA	The SPORIFY application Log in page is displayed.	AE Clive Don Rodrigues 24 Apr 2026 at 01:18 PM	Passed

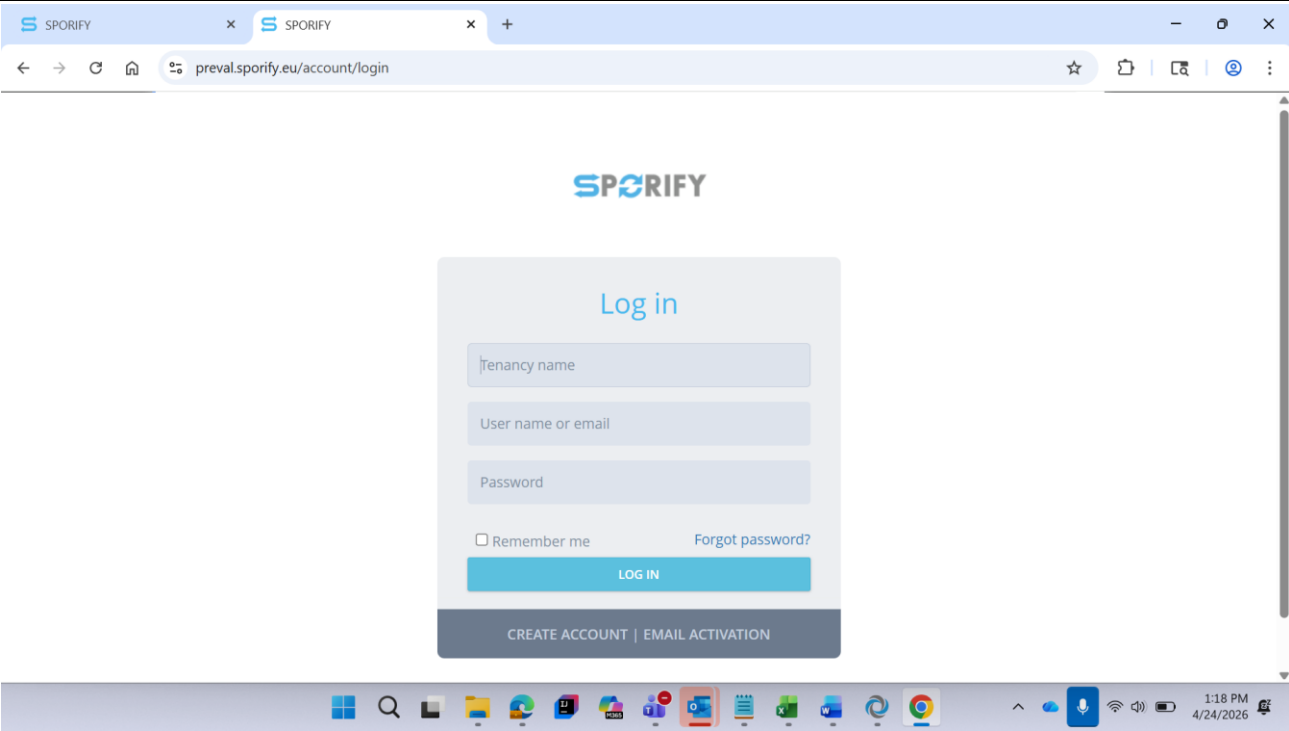
	Project	SPORIFY	Document Type	IQ Script
			Document Version	1.0
Document Name	AG_SPOR_2026.1.0.0_IQ		Page	Page 28 of 31


Step No	Procedure Steps	Test Data	Expected Results	Actual Results	Test Status
	 <p>The screenshot displays the SPORIFY dashboard interface. The top navigation bar includes the SPORIFY logo, a user profile for 'AG\prevaladmin', and a notification bell. The main content area is divided into several sections:</p> <ul style="list-style-type: none"> Dashboard Statistics and reports: A central bar chart titled 'MAPPING STATUS OVERVIEW' showing the distribution of mapping statuses. The y-axis ranges from 0 to 4,000. The x-axis categories and their approximate values are: Matched (~3,500), Multiple C... (~500), Suggested (~500), Mapped (~500), PMS Custom... (~500), Approved (~500), Rejected (~500), Cmt1 (~500), Cmt2 (~500), and Not Set (~500). Substances: A red card showing 'G-SRS 143,935' and 'SMS 64,023'. Products: A green card showing 'SPOR Products 286'. Organisations: A blue card showing 'Organisations Available'. Referentials: A blue card showing 'SPOR Lists 163' and 'SPOR Terms 118,067'. Resolution Status Overview: A section at the bottom left, currently empty. Target System Updates: A section at the bottom right with filters for 'All', 'SPOR RMS', 'SPOR OMS', and 'Substances'. The 'Products' filter is selected. <p>The footer of the dashboard shows the version 'SPORIFY 2026.1.0.0 v20260423-2 Enterprise' and the current timezone '(UTC+05:30) Chennai, Kolkata, Mumbai, New Delhi'. The Windows taskbar at the bottom indicates the time is 1:17 PM on 4/24/2026.</p>				

	Project	SPORIFY	Document Type	IQ Script
			Document Version	1.0
Document Name	AG_SPOR_2026.1.0.0_IQ		Page	Page 29 of 31

Step No	Procedure Steps	Test Data	Expected Results	Actual Results	Test Status
	 <p>The screenshot shows the SPORIFY dashboard with the following components:</p> <ul style="list-style-type: none"> Navigation Menu: Substances, Products (Overview, Source Lists, Target Products, Compare Products), Referentials, Administration, User Guides, Policies, Validation. Dashboard Statistics and Reports: <ul style="list-style-type: none"> MAPPING STATUS OVERVIEW: A bar chart showing counts for categories: Matched (~3500), Multiple C., Suggested (~500), Mapped (~500), PMS Custom..., Approved, Rejected, Cmt1, Cmt2, Not Set. RESOLUTION STATUS OVERVIEW: A section with a title and a blank area below. TARGET SYSTEM UPDATES: A section with filters for All, SPOR RMS, SPOR OMS, and Substances. A 'Products' link is visible below. User Profile: AG\prevaladmin with a dropdown menu containing: Linked accounts, Change password, Login attempts, Change profile picture, My settings, and Logout. Footer: SPORIFY 2026.1.0.0 v20260423-2 Enterprise. Current Timezone: (UTC+05:30) Chennai, Kolkata, Mumbai, New Delhi. Date: 4/24/2026, Time: 1:17 PM. 				

	Project	SPORIFY	Document Type	IQ Script
			Document Version	1.0
Document Name	AG_SPOR_2026.1.0.0_IQ		Page	Page 30 of 31

Step No	Procedure Steps	Test Data	Expected Results	Actual Results	Test Status
					

	Project	SPORIFY	Document Type	IQ Script
			Document Version	1.0
Document Name	AG_SPOR_2026.1.0.0_IQ		Page	Page 31 of 31

7. Post Execution Signatures

Executed By :	Clive Don Rodrigues 00003187 Executor	Date:	24 Apr 2026 at 01:19 PM
Reviewed By :	Santhosh Subramanyam 00002803 Reviewer	Date:	24 Apr 2026 at 01:38 PM
Approved By :	Swathi T 00001272 Approver	Date:	24 Apr 2026 at 02:33 PM