
	Project	SPORIFY	Document Type	OQ Script
			Document Version	1.0
Document Name	AG_SPOR_2026.1.0.0_OQ_Audit_Logs		Page	Page 1 of 128

Pre Execution Signatures

Authored by :	Saklen Sahil 00004944 Author	Date:	23 Apr 2026 at 10:38 AM
Reviewed By :	Santhosh Subramanyam 00002803 Reviewer	Date:	23 Apr 2026 at 12:14 PM
Approved By :	Swathi T 00001272 Approver	Date:	23 Apr 2026 at 12:26 PM

	Project	SPORIFY	Document Type	OQ Script
			Document Version	1.0
Document Name	AG_SPOR_2026.1.0.0_OQ_Audit_Logs		Page	Page 2 of 128

1. Purpose

To verify the below user requirements:

FR_ADM_LOG_001: The system shall allow the user to access and view tenant audit logs, with filtering by domain.

FR_ADM_LOG_002: The system shall allow an administrator to export Audit Logs in Excel format.

FR_ADM_LOG_003: The system shall allow the user to view detailed information for individual audit log entries.


FR_ADM_LOG_004: The system shall allow administrators to filter Audit Logs by Date Range, Username, Service, Duration, Action, Error State, and Browser, and to view audit log details including user information (Username, IP Address, Client, Browser), action information (Service, Action, Time, Duration, Parameters), Custom Data, and Error State.

Record the following

Product Name	<i>SPORIFY</i>
Product Version	<i>2026.1.0.0</i>
Test Script Approval Status	<i>Approved</i>
Execution Date	<i>29 Apr 2026 at 06:45 PM</i>
Execution Status	<i>Passed</i>
Execution Approval Status	<i>Approved</i>
Run Name[Run ID]	<i>Run_4-29_11-56-12[3128]</i>

2. Pre-Requisites

1. Pre-Validation plan is approved
2. Tester to complete the required trainings on the application/product/system/ validation testing requirements.
3. ALM Access with respect to project shall be provided.
4. OQ shall be reviewed and approved for execution.
5. IQ script is executed successfully

	Project	SPORIFY	Document Type	OQ Script
			Document Version	1.0
Document Name	AG_SPOR_2026.1.0.0_OQ_Audit_Logs		Page	Page 3 of 128

3. Test Conditions


Not Applicable

4. Special Instructions

1. The tester shall capture, where possible, objective evidences of the input, the results such as change in status on the status bar, and System generated values, message box, error messages etc., with the System Date and Time stamps of the execution.
2. Steps marked as *PS* shall capture screenshots relevant to that step along with System Date and Time stamps of the execution.
3. The executor shall enter the 'Actual Results' column as "AE" which is an abbreviated for "As Expected" provided the result matches the expected results
4. 'NA' in the Test Data Column represents that there is no Test Data applicable for that step.


5. Execution Environment

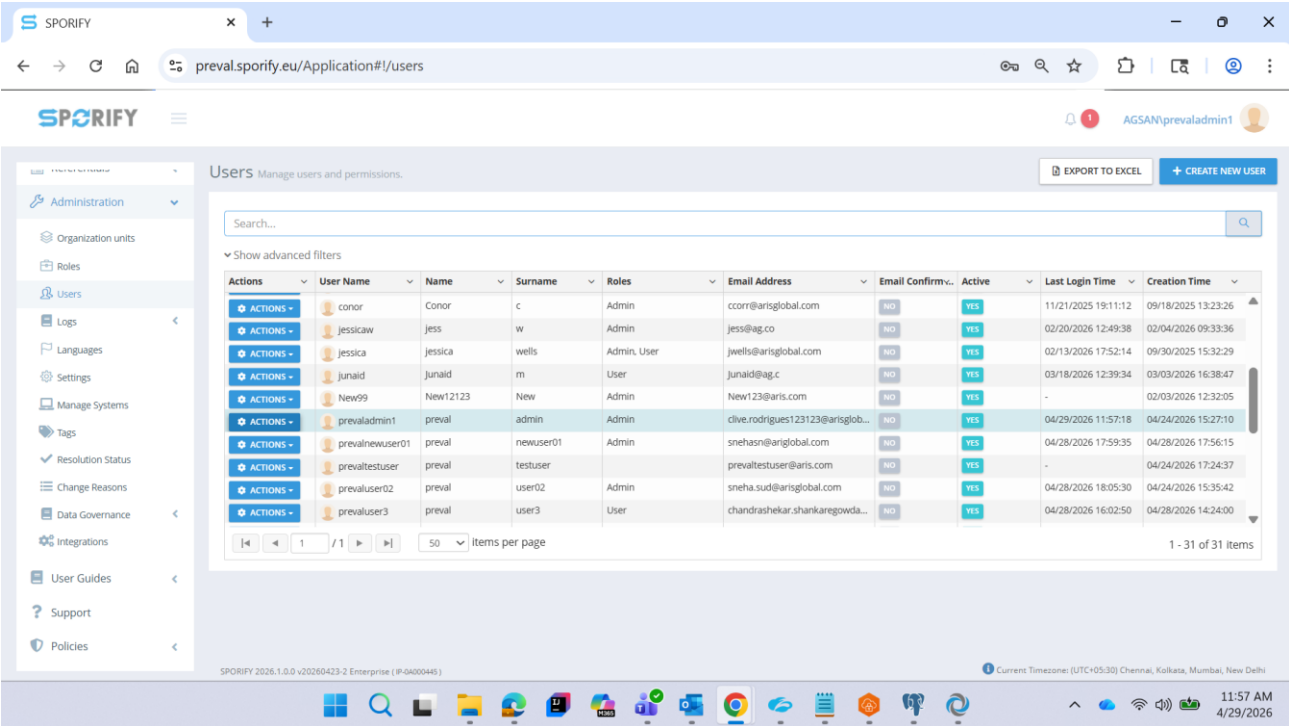
Validation


	Project	SPORIFY	Document Type	OQ Script
			Document Version	1.0
Document Name	AG_SPOR_2026.1.0.0_OQ_Audit_Logs		Page	Page 4 of 128

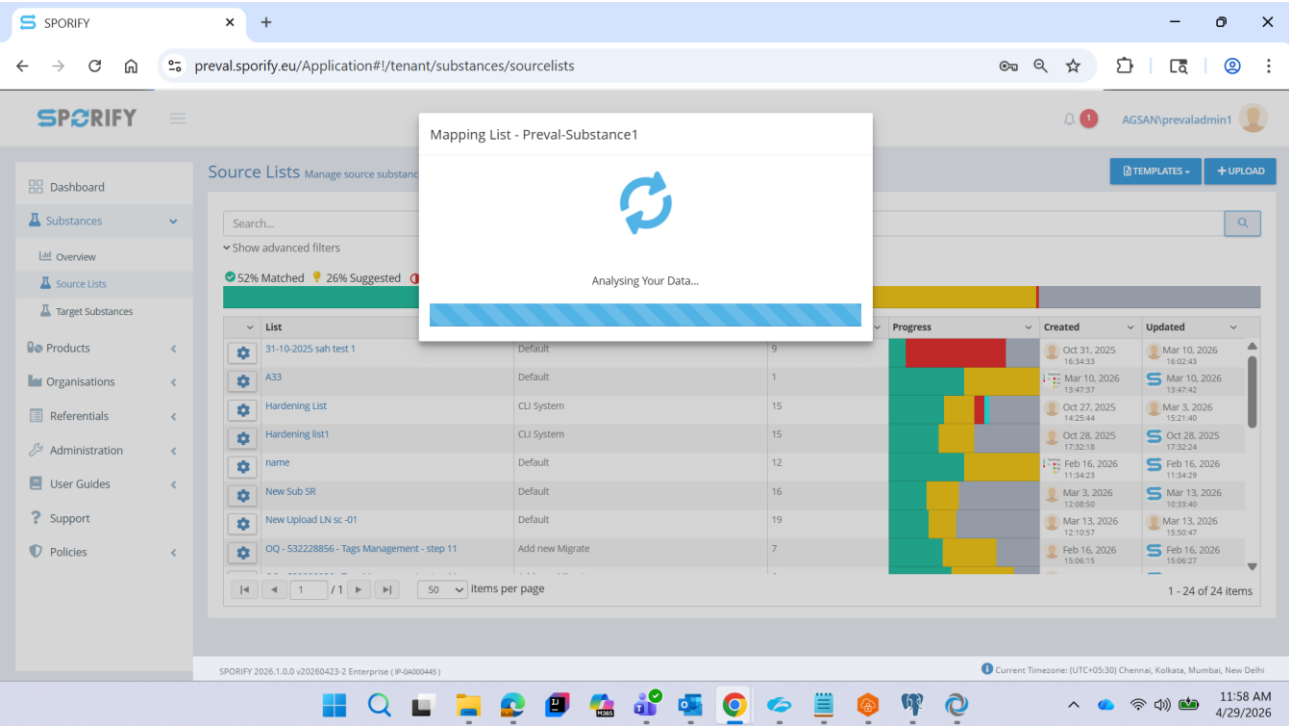
6. Test Steps


Step No	Procedure Steps	Test Data	Expected Results	Actual Results	Test Status
Step 1	Pre-requisite: 1.User is available with Admin permission 2.Different Actions are performed in different modules. *PS*	User Name: <pvadminuser> with permissions Administration	All Pre-requisites are met.	User Name: prevaladmin1 with permissions Administration AE Clive Don Rodrigues 29 Apr 2026 at 12:04 PM	Passed

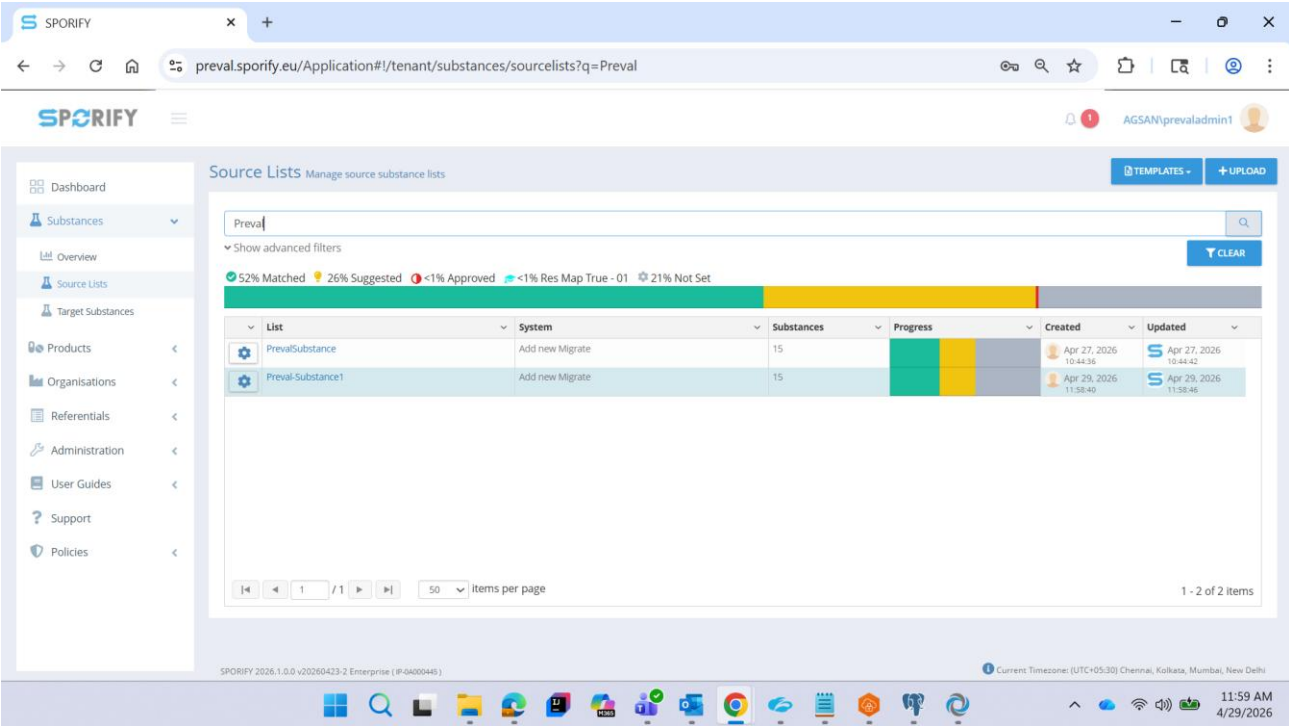
	Project	SPORIFY	Document Type	OQ Script
			Document Version	1.0
Document Name	AG_SPOR_2026.1.0.0_OQ_Audit_Logs		Page	Page 5 of 128


Step No	Procedure Steps	Test Data	Expected Results	Actual Results	Test Status																																																																																																														
	 <p>The screenshot shows the SPORIFY web application interface for user management. The browser address bar shows 'preval.sporify.eu/Application#/1/users'. The page title is 'Users Manage users and permissions.' There are buttons for 'EXPORT TO EXCEL' and '+ CREATE NEW USER'. A search bar is present above a table of users. The table has columns for Actions, User Name, Name, Surname, Roles, Email Address, Email Confirm., Active, Last Login Time, and Creation Time. The table contains 10 rows of user data.</p> <table border="1"> <thead> <tr> <th>Actions</th> <th>User Name</th> <th>Name</th> <th>Surname</th> <th>Roles</th> <th>Email Address</th> <th>Email Confirm.</th> <th>Active</th> <th>Last Login Time</th> <th>Creation Time</th> </tr> </thead> <tbody> <tr> <td>ACTIONS +</td> <td>conor</td> <td>Conor</td> <td>c</td> <td>Admin</td> <td>ccorr@ariglobal.com</td> <td>NO</td> <td>YES</td> <td>11/21/2025 19:11:12</td> <td>09/18/2025 13:23:26</td> </tr> <tr> <td>ACTIONS +</td> <td>jessicaw</td> <td>jess</td> <td>w</td> <td>Admin</td> <td>jess@ag.co</td> <td>NO</td> <td>YES</td> <td>02/20/2026 12:49:38</td> <td>02/04/2026 09:33:36</td> </tr> <tr> <td>ACTIONS +</td> <td>jessica</td> <td>jessica</td> <td>wells</td> <td>Admin, User</td> <td>jwells@ariglobal.com</td> <td>NO</td> <td>YES</td> <td>02/13/2026 17:52:14</td> <td>09/30/2025 15:32:29</td> </tr> <tr> <td>ACTIONS +</td> <td>junaid</td> <td>junaid</td> <td>m</td> <td>User</td> <td>junaid@ag.c</td> <td>NO</td> <td>YES</td> <td>03/18/2026 12:39:34</td> <td>03/03/2026 16:38:47</td> </tr> <tr> <td>ACTIONS +</td> <td>New99</td> <td>New12123</td> <td>New</td> <td>Admin</td> <td>New123@aris.com</td> <td>NO</td> <td>YES</td> <td>-</td> <td>02/03/2026 12:32:05</td> </tr> <tr> <td>ACTIONS +</td> <td>prevaladmin1</td> <td>preval</td> <td>admin</td> <td>Admin</td> <td>clive.rodriguez123123@ariglob...</td> <td>NO</td> <td>YES</td> <td>04/29/2026 11:57:18</td> <td>04/24/2026 15:27:10</td> </tr> <tr> <td>ACTIONS +</td> <td>prevalnewuser01</td> <td>preval</td> <td>newuser01</td> <td>Admin</td> <td>snehasn@ariglobal.com</td> <td>NO</td> <td>YES</td> <td>04/28/2026 17:59:35</td> <td>04/28/2026 17:56:15</td> </tr> <tr> <td>ACTIONS +</td> <td>prevaltester</td> <td>preval</td> <td>tester</td> <td>Admin</td> <td>prevaltester@aris.com</td> <td>NO</td> <td>YES</td> <td>-</td> <td>04/24/2026 17:24:37</td> </tr> <tr> <td>ACTIONS +</td> <td>prevaluser02</td> <td>preval</td> <td>user02</td> <td>Admin</td> <td>sneha.sud@ariglobal.com</td> <td>NO</td> <td>YES</td> <td>04/28/2026 18:05:30</td> <td>04/24/2026 15:35:42</td> </tr> <tr> <td>ACTIONS +</td> <td>prevaluser3</td> <td>preval</td> <td>user3</td> <td>User</td> <td>chandrashekar.shankaregowda...</td> <td>NO</td> <td>YES</td> <td>04/28/2026 16:02:50</td> <td>04/28/2026 14:24:00</td> </tr> </tbody> </table>					Actions	User Name	Name	Surname	Roles	Email Address	Email Confirm.	Active	Last Login Time	Creation Time	ACTIONS +	conor	Conor	c	Admin	ccorr@ariglobal.com	NO	YES	11/21/2025 19:11:12	09/18/2025 13:23:26	ACTIONS +	jessicaw	jess	w	Admin	jess@ag.co	NO	YES	02/20/2026 12:49:38	02/04/2026 09:33:36	ACTIONS +	jessica	jessica	wells	Admin, User	jwells@ariglobal.com	NO	YES	02/13/2026 17:52:14	09/30/2025 15:32:29	ACTIONS +	junaid	junaid	m	User	junaid@ag.c	NO	YES	03/18/2026 12:39:34	03/03/2026 16:38:47	ACTIONS +	New99	New12123	New	Admin	New123@aris.com	NO	YES	-	02/03/2026 12:32:05	ACTIONS +	prevaladmin1	preval	admin	Admin	clive.rodriguez123123@ariglob...	NO	YES	04/29/2026 11:57:18	04/24/2026 15:27:10	ACTIONS +	prevalnewuser01	preval	newuser01	Admin	snehasn@ariglobal.com	NO	YES	04/28/2026 17:59:35	04/28/2026 17:56:15	ACTIONS +	prevaltester	preval	tester	Admin	prevaltester@aris.com	NO	YES	-	04/24/2026 17:24:37	ACTIONS +	prevaluser02	preval	user02	Admin	sneha.sud@ariglobal.com	NO	YES	04/28/2026 18:05:30	04/24/2026 15:35:42	ACTIONS +	prevaluser3	preval	user3	User	chandrashekar.shankaregowda...	NO	YES	04/28/2026 16:02:50	04/28/2026 14:24:00
Actions	User Name	Name	Surname	Roles	Email Address	Email Confirm.	Active	Last Login Time	Creation Time																																																																																																										
ACTIONS +	conor	Conor	c	Admin	ccorr@ariglobal.com	NO	YES	11/21/2025 19:11:12	09/18/2025 13:23:26																																																																																																										
ACTIONS +	jessicaw	jess	w	Admin	jess@ag.co	NO	YES	02/20/2026 12:49:38	02/04/2026 09:33:36																																																																																																										
ACTIONS +	jessica	jessica	wells	Admin, User	jwells@ariglobal.com	NO	YES	02/13/2026 17:52:14	09/30/2025 15:32:29																																																																																																										
ACTIONS +	junaid	junaid	m	User	junaid@ag.c	NO	YES	03/18/2026 12:39:34	03/03/2026 16:38:47																																																																																																										
ACTIONS +	New99	New12123	New	Admin	New123@aris.com	NO	YES	-	02/03/2026 12:32:05																																																																																																										
ACTIONS +	prevaladmin1	preval	admin	Admin	clive.rodriguez123123@ariglob...	NO	YES	04/29/2026 11:57:18	04/24/2026 15:27:10																																																																																																										
ACTIONS +	prevalnewuser01	preval	newuser01	Admin	snehasn@ariglobal.com	NO	YES	04/28/2026 17:59:35	04/28/2026 17:56:15																																																																																																										
ACTIONS +	prevaltester	preval	tester	Admin	prevaltester@aris.com	NO	YES	-	04/24/2026 17:24:37																																																																																																										
ACTIONS +	prevaluser02	preval	user02	Admin	sneha.sud@ariglobal.com	NO	YES	04/28/2026 18:05:30	04/24/2026 15:35:42																																																																																																										
ACTIONS +	prevaluser3	preval	user3	User	chandrashekar.shankaregowda...	NO	YES	04/28/2026 16:02:50	04/28/2026 14:24:00																																																																																																										

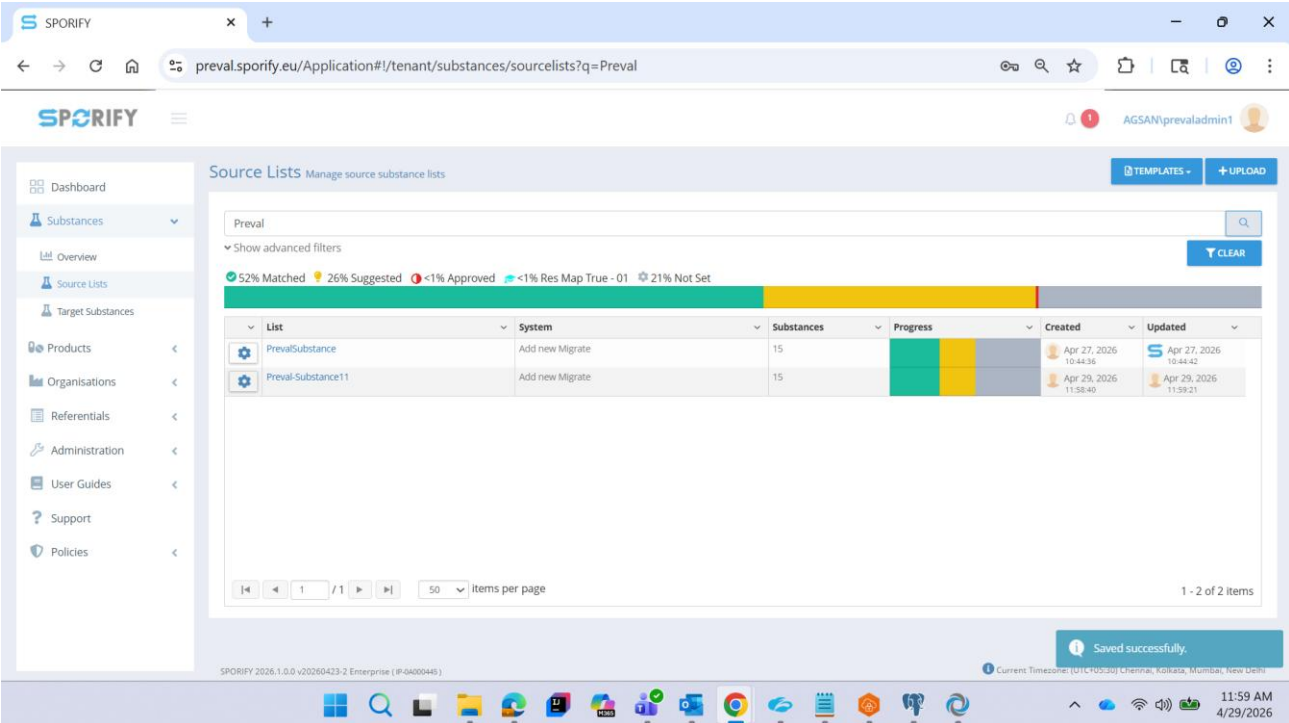
	Project	SPORIFY	Document Type	OQ Script
			Document Version	1.0
Document Name	AG_SPOR_2026.1.0.0_OQ_Audit_Logs		Page	Page 6 of 128


Step No	Procedure Steps	Test Data	Expected Results	Actual Results	Test Status
 <p>The screenshot displays the SPORIFY web interface. A modal window titled 'Mapping List - Preval-Substance1' is centered, showing a circular refresh icon and the text 'Analysing Your Data...'. Behind the modal, the 'Source Lists' page is visible, featuring a search bar, filters, and a table with columns: List, Progress, Created, and Updated. The table contains several rows of data, including entries like '31-10-2025 sah test 1', 'A33', 'Hardening List', and 'name'. The bottom of the screen shows the Windows taskbar with the time 11:58 AM on 4/29/2026.</p>					

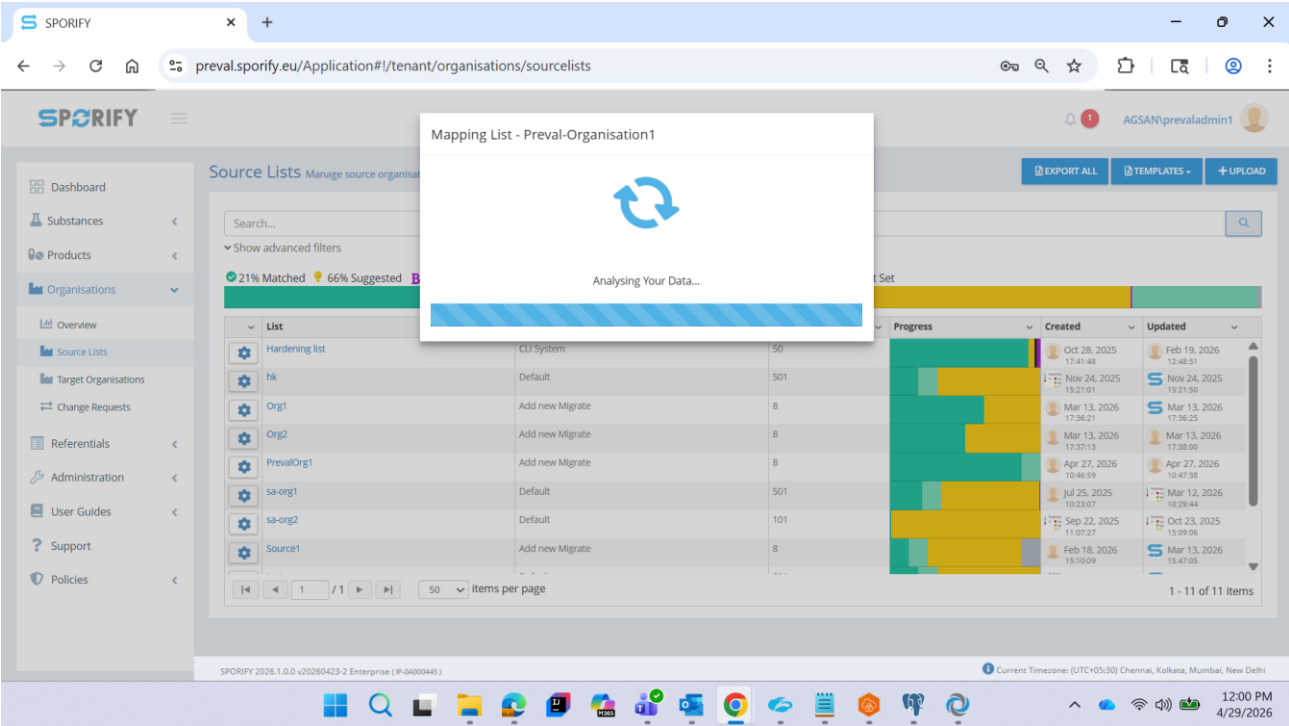
	Project	SPORIFY	Document Type	OQ Script
			Document Version	1.0
Document Name	AG_SPOR_2026.1.0.0_OQ_Audit_Logs		Page	Page 7 of 128


Step No	Procedure Steps	Test Data	Expected Results	Actual Results	Test Status																		
 <p>The screenshot shows the SPORIFY web application interface for 'Source Lists'. The search term 'Preval' is entered, and the results show two items: 'PrevalSubstance' and 'Preval-Substance1'. A progress bar at the top indicates 52% Matched, 26% Suggested, <1% Approved, <1% Res Map True - 01, and 21% Not Set. The table below shows the details of the two items.</p> <table border="1"> <thead> <tr> <th>List</th> <th>System</th> <th>Substances</th> <th>Progress</th> <th>Created</th> <th>Updated</th> </tr> </thead> <tbody> <tr> <td>PrevalSubstance</td> <td>Add new Migrate</td> <td>15</td> <td><div style="width: 52%;"></div></td> <td>Apr 27, 2026 10:44:36</td> <td>Apr 27, 2026 10:44:42</td> </tr> <tr> <td>Preval-Substance1</td> <td>Add new Migrate</td> <td>15</td> <td><div style="width: 52%;"></div></td> <td>Apr 29, 2026 11:58:40</td> <td>Apr 29, 2026 11:58:46</td> </tr> </tbody> </table>						List	System	Substances	Progress	Created	Updated	PrevalSubstance	Add new Migrate	15	<div style="width: 52%;"></div>	Apr 27, 2026 10:44:36	Apr 27, 2026 10:44:42	Preval-Substance1	Add new Migrate	15	<div style="width: 52%;"></div>	Apr 29, 2026 11:58:40	Apr 29, 2026 11:58:46
List	System	Substances	Progress	Created	Updated																		
PrevalSubstance	Add new Migrate	15	<div style="width: 52%;"></div>	Apr 27, 2026 10:44:36	Apr 27, 2026 10:44:42																		
Preval-Substance1	Add new Migrate	15	<div style="width: 52%;"></div>	Apr 29, 2026 11:58:40	Apr 29, 2026 11:58:46																		

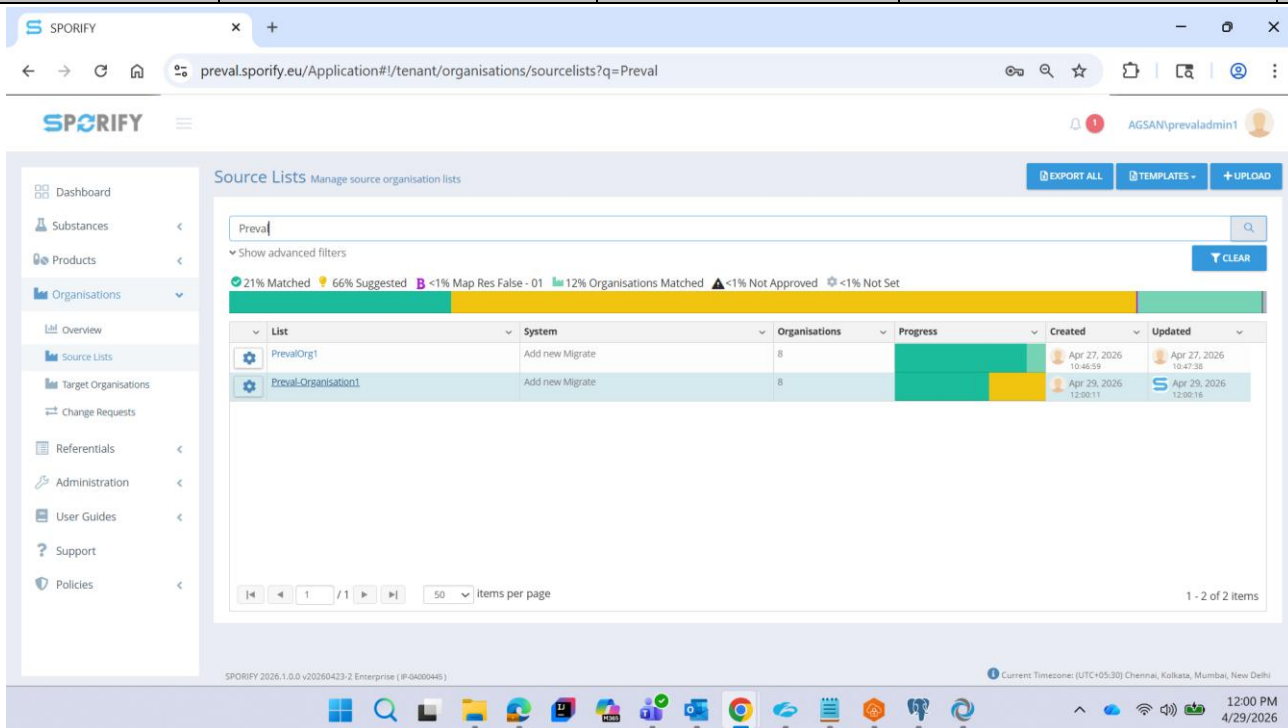
	Project	SPORIFY	Document Type	OQ Script
			Document Version	1.0
Document Name	AG_SPOR_2026.1.0.0_OQ_Audit_Logs		Page	Page 8 of 128


Step No	Procedure Steps	Test Data	Expected Results	Actual Results	Test Status
					

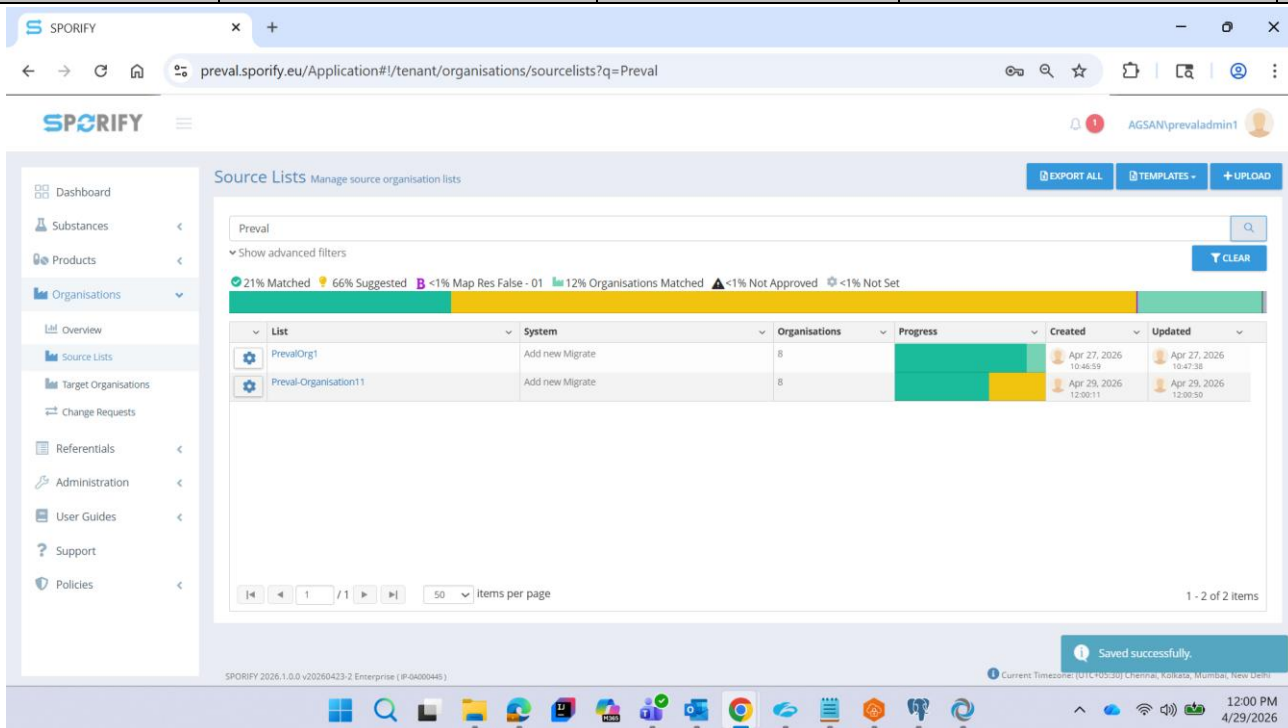
	Project	SPORIFY	Document Type	OQ Script
			Document Version	1.0
Document Name	AG_SPOR_2026.1.0.0_OQ_Audit_Logs		Page	Page 9 of 128


Step No	Procedure Steps	Test Data	Expected Results	Actual Results	Test Status
 <p>The screenshot displays the SPORIFY web interface. A modal window titled 'Mapping List - Preval-Organisation1' is centered, showing a circular refresh icon and the text 'Analysing Your Data...'. Below the modal is a progress bar. In the background, the 'Source Lists' page is visible, featuring a table with columns: List, Progress, Created, and Updated. The table contains several rows of data, including 'Hardening list', 'hk', 'Org1', 'Org2', 'PrevalOrg1', 'sa-org1', 'sa-org2', and 'Source1'. The 'Created' and 'Updated' columns show dates and times. The interface also includes a search bar, filters, and navigation buttons like 'EXPORT ALL', 'TEMPLATES', and 'UPLOAD'. The bottom of the screenshot shows the Windows taskbar with the system clock at 12:00 PM on 4/29/2026.</p>					

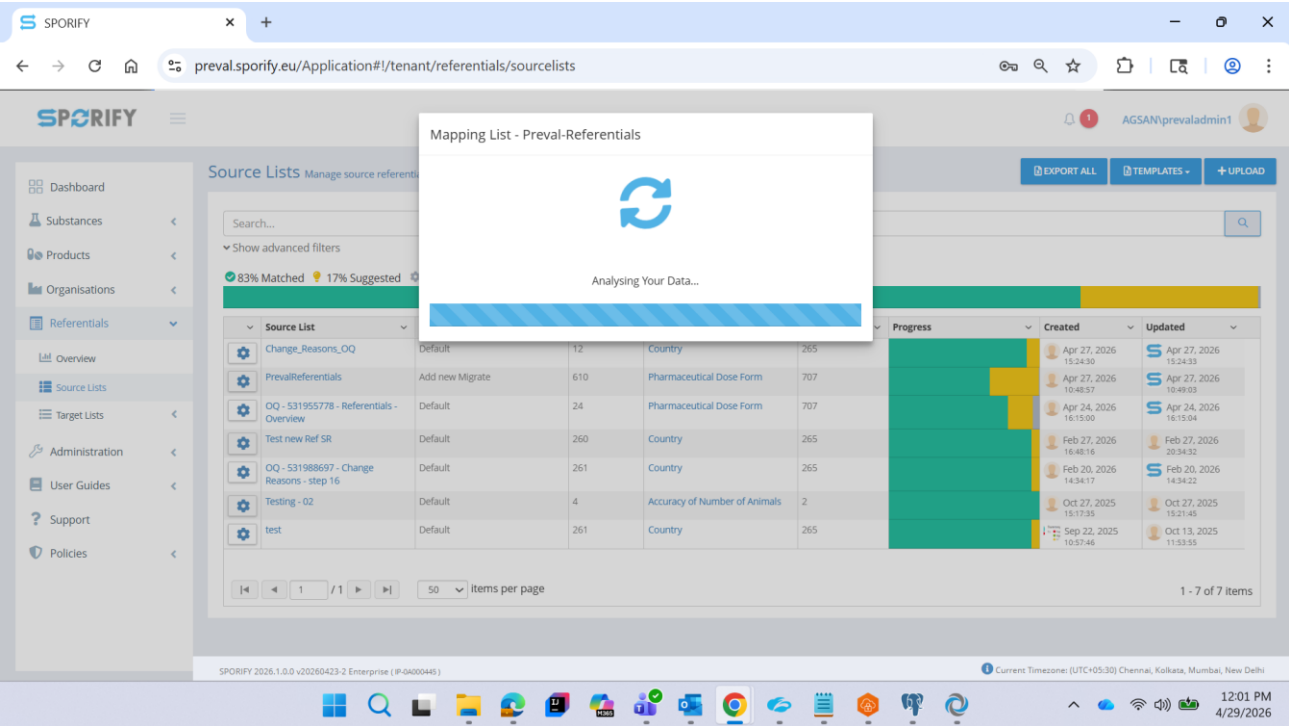
	Project	SPORIFY	Document Type	OQ Script
			Document Version	1.0
Document Name	AG_SPOR_2026.1.0.0_OQ_Audit_Logs		Page	Page 10 of 128


Step No	Procedure Steps	Test Data	Expected Results	Actual Results	Test Status																		
	 <p>The screenshot shows the SPORIFY web application interface for 'Source Lists'. The search term 'Preval' is entered, and the results show two items:</p> <table border="1"> <thead> <tr> <th>List</th> <th>System</th> <th>Organisations</th> <th>Progress</th> <th>Created</th> <th>Updated</th> </tr> </thead> <tbody> <tr> <td>PrevalOrg1</td> <td>Add new Migrate</td> <td>8</td> <td>100% (Green)</td> <td>Apr 27, 2026 10:46:59</td> <td>Apr 27, 2026 10:47:38</td> </tr> <tr> <td>Preval-Organisation1</td> <td>Add new Migrate</td> <td>8</td> <td>~60% (Yellow)</td> <td>Apr 29, 2026 12:00:11</td> <td>Apr 29, 2026 12:00:16</td> </tr> </tbody> </table> <p>Summary statistics at the top of the interface: 21% Matched, 66% Suggested, <1% Map Res False - 01, 12% Organisations Matched, <1% Not Approved, <1% Not Set.</p>					List	System	Organisations	Progress	Created	Updated	PrevalOrg1	Add new Migrate	8	100% (Green)	Apr 27, 2026 10:46:59	Apr 27, 2026 10:47:38	Preval-Organisation1	Add new Migrate	8	~60% (Yellow)	Apr 29, 2026 12:00:11	Apr 29, 2026 12:00:16
List	System	Organisations	Progress	Created	Updated																		
PrevalOrg1	Add new Migrate	8	100% (Green)	Apr 27, 2026 10:46:59	Apr 27, 2026 10:47:38																		
Preval-Organisation1	Add new Migrate	8	~60% (Yellow)	Apr 29, 2026 12:00:11	Apr 29, 2026 12:00:16																		

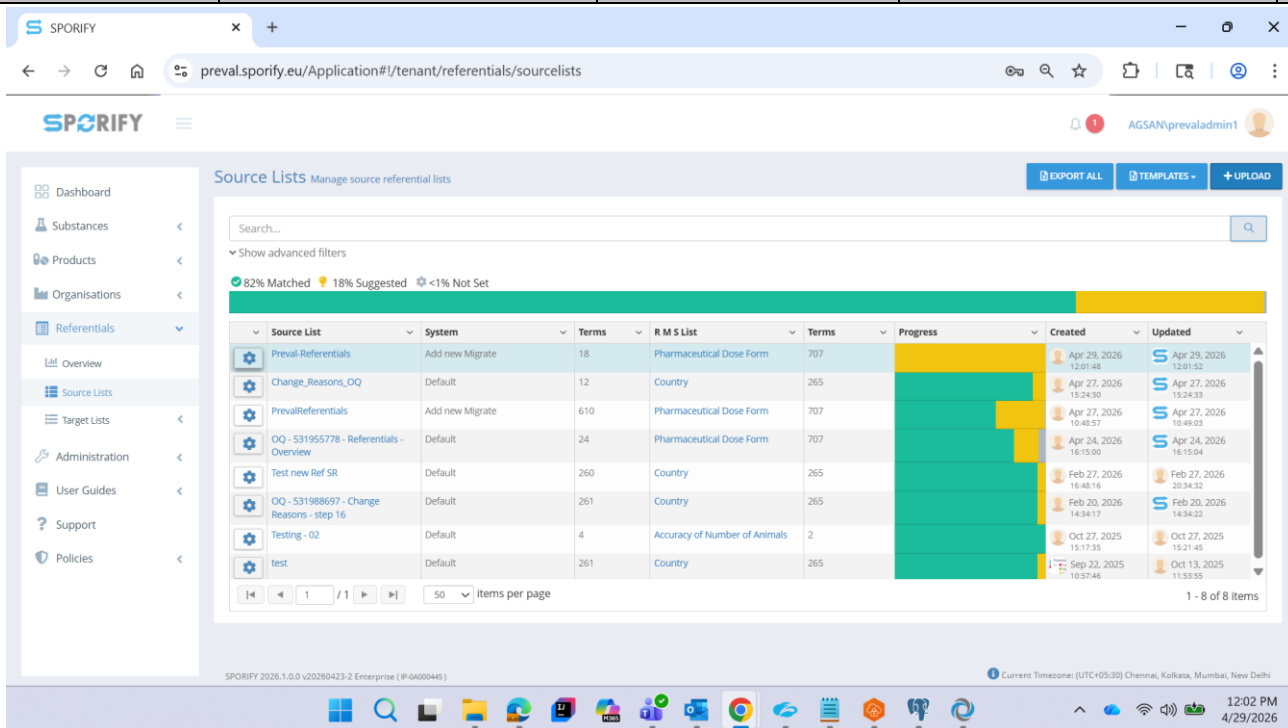
	Project	SPORIFY	Document Type	OQ Script
			Document Version	1.0
Document Name	AG_SPOR_2026.1.0.0_OQ_Audit_Logs		Page	Page 11 of 128


Step No	Procedure Steps	Test Data	Expected Results	Actual Results	Test Status
	 <p>The screenshot shows the SPORIFY web application interface for 'Source Lists'. The browser address bar shows 'preval.sporify.eu/Application#/tenant/organisations/sourcelists?q=Preval'. The user is logged in as 'AGSAN/prevaladmin1'. The interface includes a sidebar with navigation options like Dashboard, Substances, Products, Organisations, Overview, Source Lists, Target Organisations, Change Requests, Referentials, Administration, User Guides, Support, and Policies. The main content area displays a search for 'Preval' with a progress bar showing 21% Matched, 66% Suggested, <1% Map Res False - 01, 12% Organisations Matched, <1% Not Approved, and <1% Not Set. A table lists two items: 'PrevalOrg1' and 'Preval-Organisation11', both with 'Add new Migrate' as the system action. The table columns are List, System, Organisations, Progress, Created, and Updated. A 'Saved successfully.' notification is visible at the bottom right of the interface. The Windows taskbar at the bottom shows the time as 12:00 PM on 4/29/2026.</p>				

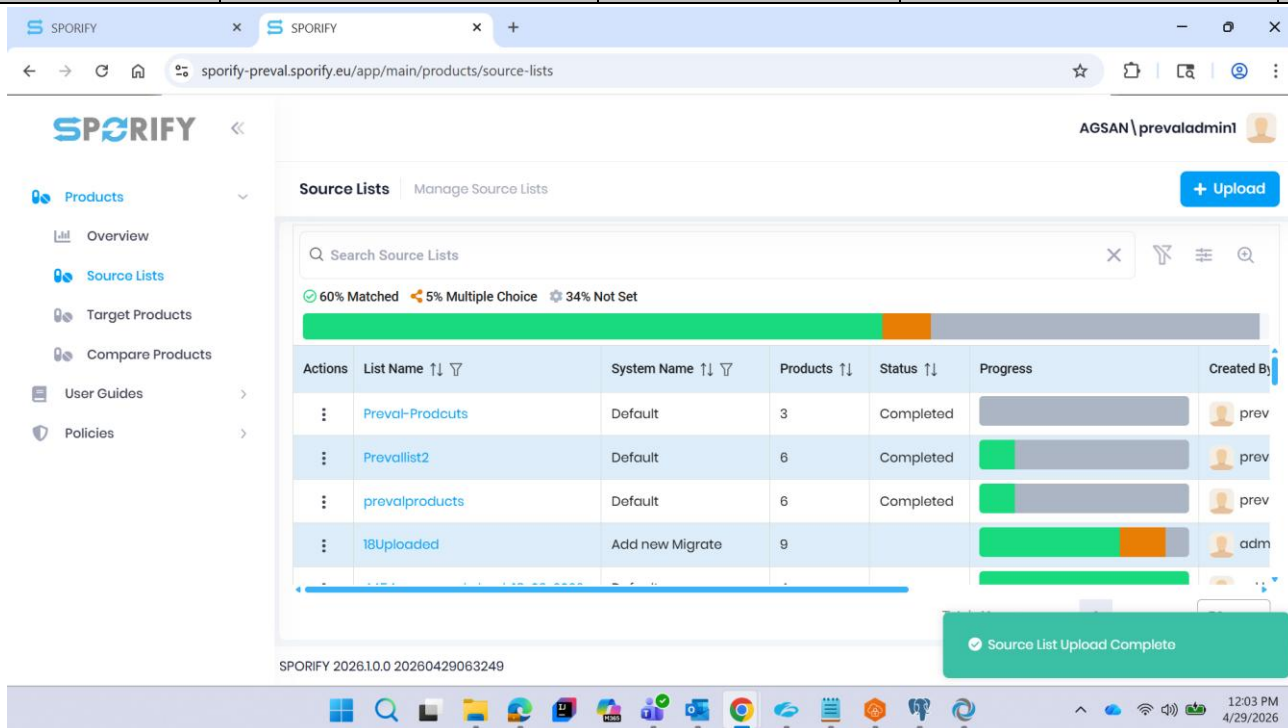
	Project	SPORIFY	Document Type	OQ Script
			Document Version	1.0
Document Name	AG_SPOR_2026.1.0.0_OQ_Audit_Logs		Page	Page 12 of 128


Step No	Procedure Steps	Test Data	Expected Results	Actual Results	Test Status
					

	Project	SPORIFY	Document Type	OQ Script
			Document Version	1.0
Document Name	AG_SPOR_2026.1.0.0_OQ_Audit_Logs		Page	Page 13 of 128


Step No	Procedure Steps	Test Data	Expected Results	Actual Results	Test Status
 <p>The screenshot shows the SPORIFY web application interface for 'Source Lists'. The browser address bar shows 'preval.sporify.eu/Application#/tenant/referentials/sourcelists'. The user is logged in as 'AGSAN/prevaladmin1'. The interface includes a sidebar with navigation options like Dashboard, Substances, Products, Organisations, Referentials, Overview, Source Lists, Target Lists, Administration, User Guides, Support, and Policies. The main content area displays a table of source lists with columns for Source List, System, Terms, R M S List, Terms, Progress, Created, and Updated. The table shows 8 items with progress bars and creation/updated dates. A summary at the top indicates '82% Matched', '18% Suggested', and '<1% Not Set'. The footer shows 'SPORIFY 2026.1.0.0 v20260423-2 Enterprise (P-9a000445)' and the current time '12:02 PM 4/29/2026'.</p>					

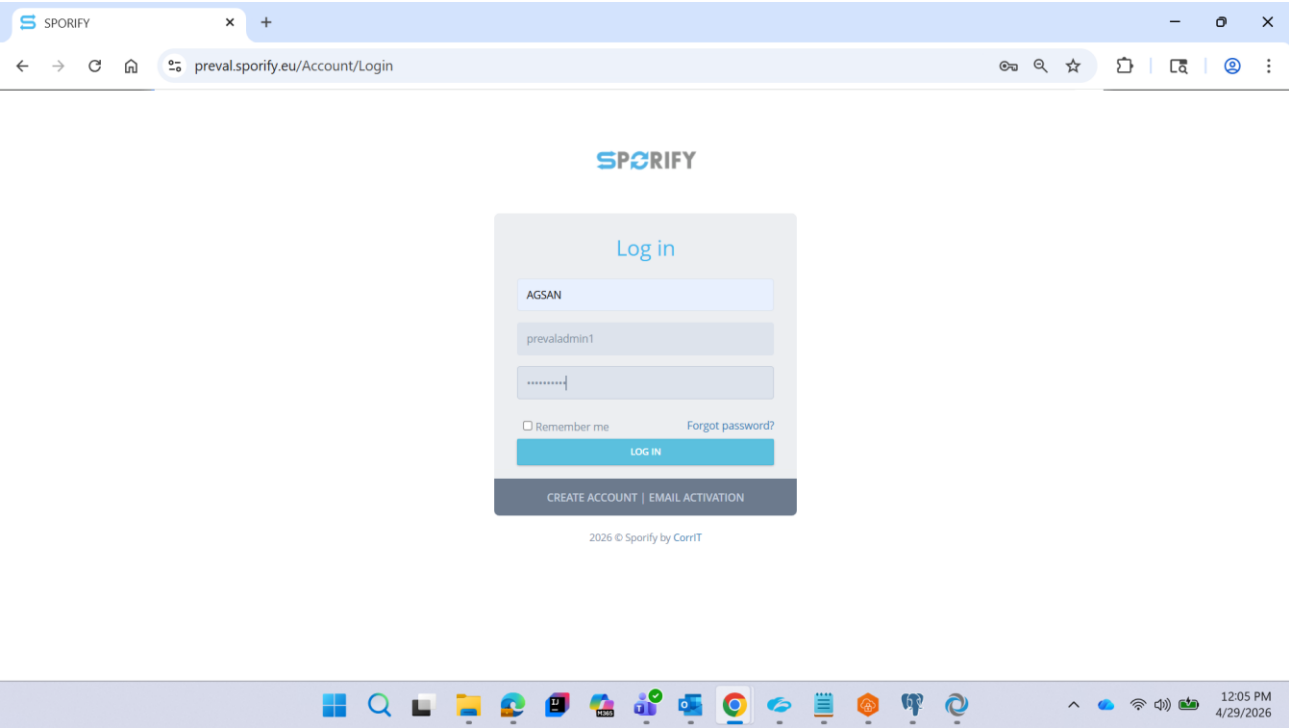
	Project	SPORIFY	Document Type	OQ Script
			Document Version	1.0
Document Name	AG_SPOR_2026.1.0.0_OQ_Audit_Logs		Page	Page 14 of 128


Step No	Procedure Steps	Test Data	Expected Results	Actual Results	Test Status
	 <p>SPORIFY 2026.1.0.0 20260429063249</p>				

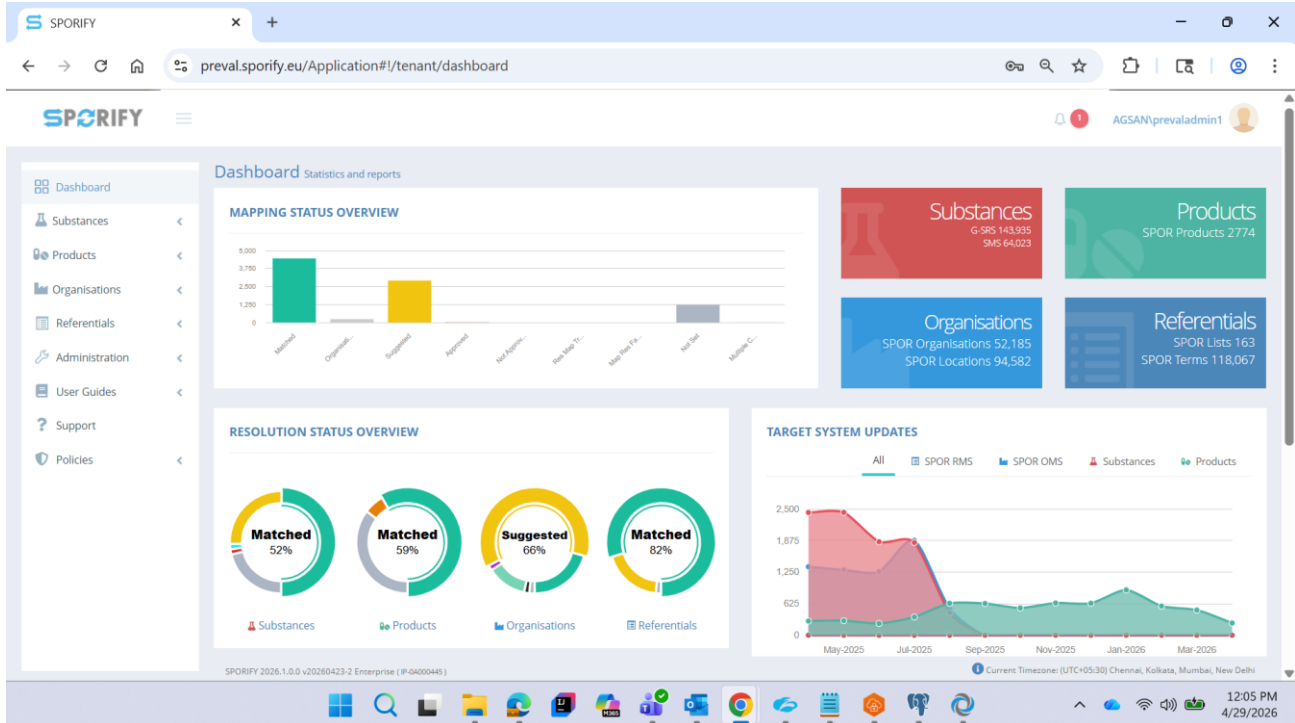
	Project	SPORIFY	Document Type	OQ Script
			Document Version	1.0
Document Name	AG_SPOR_2026.1.0.0_OQ_Audit_Logs		Page	Page 15 of 128


Step No	Procedure Steps	Test Data	Expected Results	Actual Results	Test Status
Step 2	Launch the SPORIFY application and enter the details as mentioned in test data column. Click on LOGIN button. *PS*	<URL: https://preval.sporify.eu/Account/Login> Tenancy name : <preval> User name or email: <pvadminuser> Password: <Enter valid password of the user>	The SPORIFY application homepage is displayed.	URL: https://preval.sporify.eu/Account/Login Tenancy name: AGSAN User name or email: prevaladmin1 AE Clive Don Rodrigues 29 Apr 2026 at 12:06 PM	Passed

	Project	SPORIFY	Document Type	OQ Script
			Document Version	1.0
Document Name	AG_SPOR_2026.1.0.0_OQ_Audit_Logs		Page	Page 16 of 128

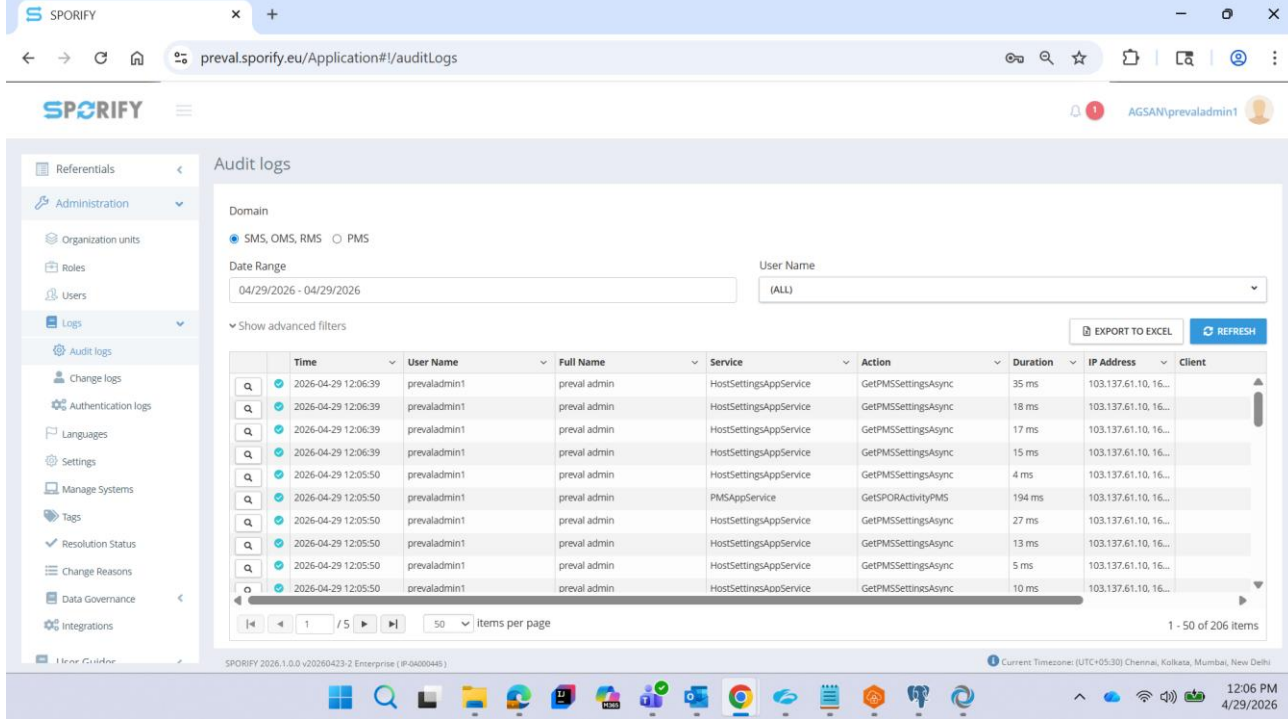
Step No	Procedure Steps	Test Data	Expected Results	Actual Results	Test Status
					

	Project	SPORIFY	Document Type	OQ Script
			Document Version	1.0
Document Name	AG_SPOR_2026.1.0.0_OQ_Audit_Logs		Page	Page 17 of 128

Step No	Procedure Steps	Test Data	Expected Results	Actual Results	Test Status
	 <p>The screenshot displays the SPORIFY dashboard with the following key information:</p> <ul style="list-style-type: none"> Navigation Menu: Dashboard, Substances, Products, Organisations, Referentials, Administration, User Guides, Support, Policies. Substances: G-SRS 143,935; SMS 64,023 Products: SPOR Products 2,774 Organisations: SPOR Organisations 52,185; SPOR Locations 94,582 Referentials: SPOR Lists 163; SPOR Terms 118,067 MAPPING STATUS OVERVIEW: A bar chart showing counts for various categories. RESOLUTION STATUS OVERVIEW: Four donut charts showing: <ul style="list-style-type: none"> Substances: Matched 52% Products: Matched 59% Organisations: Suggested 66% Referentials: Matched 82% TARGET SYSTEM UPDATES: A line chart showing updates from May-2025 to Mar-2026 for All, SPOR RMS, SPOR OMS, Substances, and Products. Footer: SPORIFY 2026.1.0.0 v20260423-2 Enterprise (P-9a000448) Current Timezone: (UTC+05:30) Chennai, Kolkata, Mumbai, New Delhi 12:05 PM 4/29/2026 				


	Project	SPORIFY	Document Type	OQ Script
			Document Version	1.0
Document Name	AG_SPOR_2026.1.0.0_OQ_Audit_Logs		Page	Page 18 of 128

Step No	Procedure Steps	Test Data	Expected Results	Actual Results	Test Status
Step 3	FR_ADM_LOG_001: Navigate to Administration>> Logs>> Audit Logs. *PS*	NA	The 'Audit Logs' screen is presented.	AE Clive Don Rodrigues 29 Apr 2026 at 12:07 PM	Passed

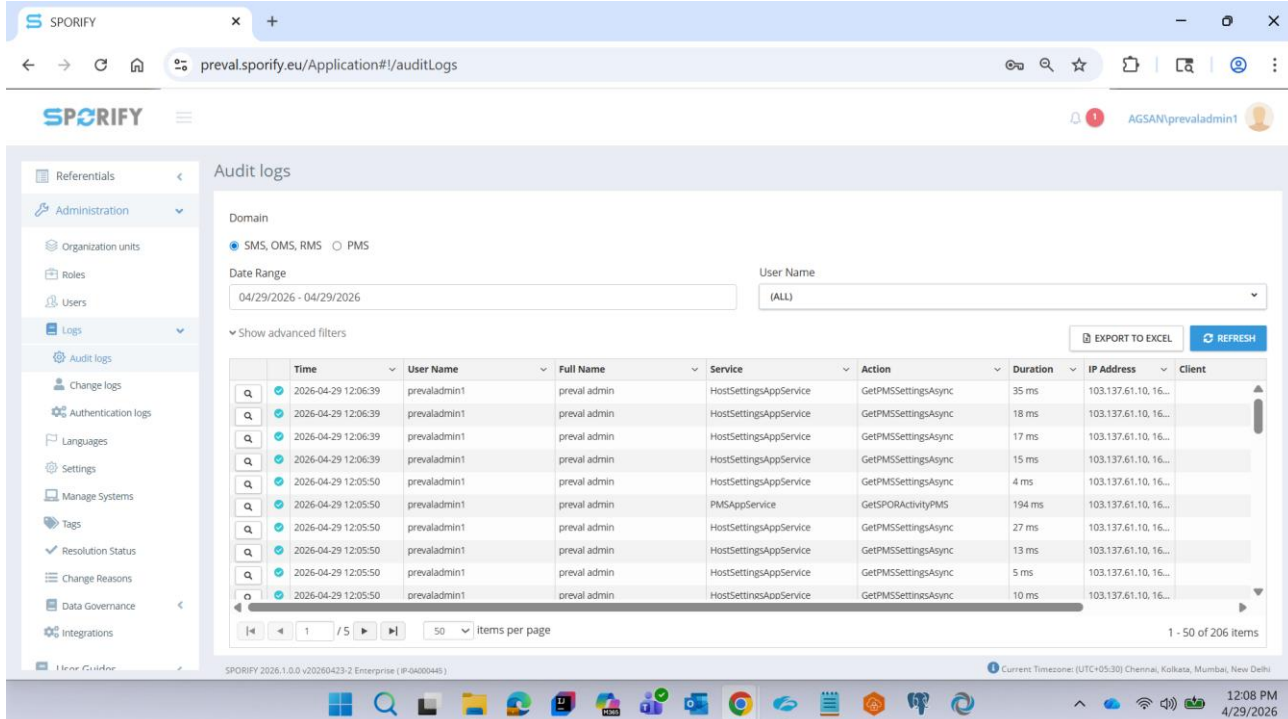


The screenshot shows the SPORIFY application's 'Audit logs' page. The interface includes a sidebar with navigation options like 'Referentials', 'Administration', 'Logs', and 'Audit logs'. The main content area displays a table of audit logs with columns for Time, User Name, Full Name, Service, Action, Duration, IP Address, and Client. The table shows several entries for 'prevaladmin1' performing 'GetPMSSettingsAsync' actions on 'HostSettingsAppService'.


Time	User Name	Full Name	Service	Action	Duration	IP Address	Client
2026-04-29 12:06:39	prevaladmin1	preval admin	HostSettingsAppService	GetPMSSettingsAsync	35 ms	103.137.61.10, 16...	
2026-04-29 12:06:39	prevaladmin1	preval admin	HostSettingsAppService	GetPMSSettingsAsync	18 ms	103.137.61.10, 16...	
2026-04-29 12:06:39	prevaladmin1	preval admin	HostSettingsAppService	GetPMSSettingsAsync	17 ms	103.137.61.10, 16...	
2026-04-29 12:06:39	prevaladmin1	preval admin	HostSettingsAppService	GetPMSSettingsAsync	15 ms	103.137.61.10, 16...	
2026-04-29 12:05:50	prevaladmin1	preval admin	HostSettingsAppService	GetPMSSettingsAsync	4 ms	103.137.61.10, 16...	
2026-04-29 12:05:50	prevaladmin1	preval admin	PMSAppService	GetSPORActivityPMS	194 ms	103.137.61.10, 16...	
2026-04-29 12:05:50	prevaladmin1	preval admin	HostSettingsAppService	GetPMSSettingsAsync	27 ms	103.137.61.10, 16...	
2026-04-29 12:05:50	prevaladmin1	preval admin	HostSettingsAppService	GetPMSSettingsAsync	13 ms	103.137.61.10, 16...	
2026-04-29 12:05:50	prevaladmin1	preval admin	HostSettingsAppService	GetPMSSettingsAsync	5 ms	103.137.61.10, 16...	
2026-04-29 12:05:50	prevaladmin1	preval admin	HostSettingsAppService	GetPMSSettingsAsync	10 ms	103.137.61.10, 16...	

	Project	SPORIFY	Document Type	OQ Script
			Document Version	1.0
Document Name	AG_SPOR_2026.1.0.0_OQ_Audit_Logs		Page	Page 19 of 128

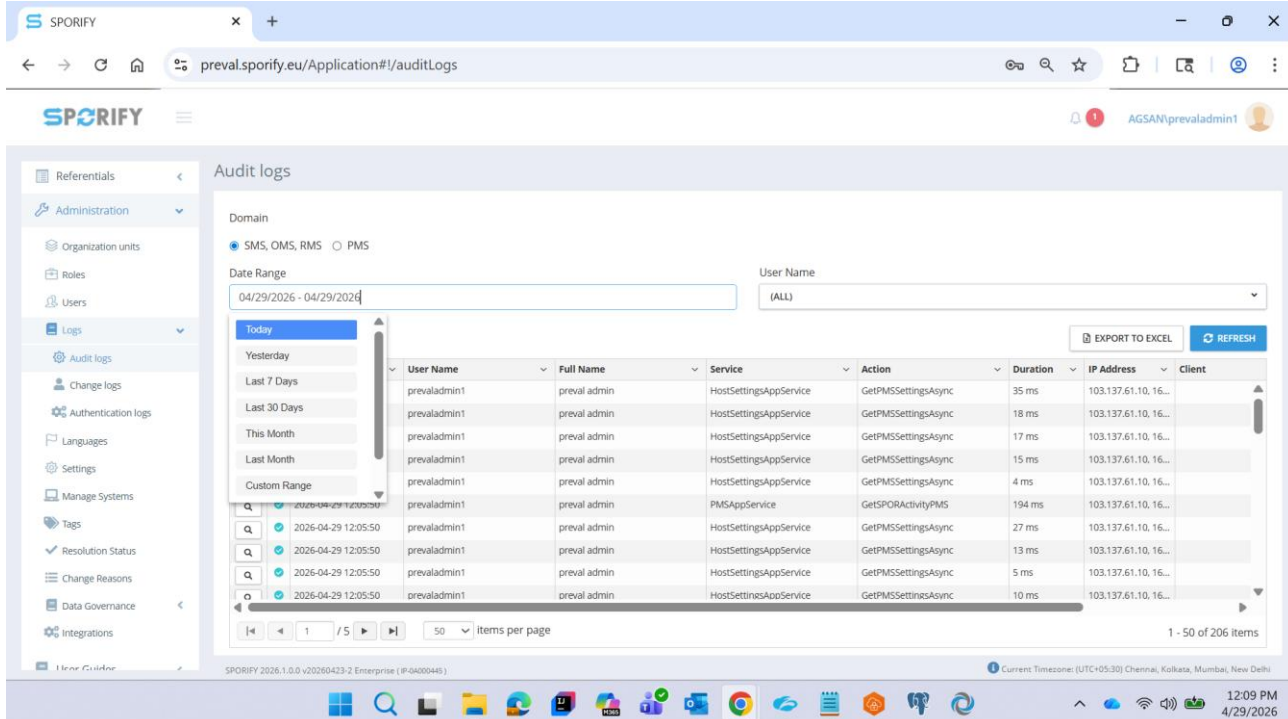
Step No	Procedure Steps	Test Data	Expected Results	Actual Results	Test Status
Step 4	Verify the default data selection and search results displayed. *PS*	Domain: SMS, OMS, RMS Date Range: <current date> User Name: All	By default values as mentioned in test data column are selected and audit results as per the values are displayed.	Domain: SMS, OMS, RMS Date Range: 4/29/2026-4/29/2026 User Name: All AE Clive Don Rodrigues 29 Apr 2026 at 12:09 PM	Passed



The screenshot displays the SPORIFY application's 'Audit logs' page. The interface includes a sidebar with navigation options such as 'Referentials', 'Administration', 'Organization units', 'Roles', 'Users', 'Logs', 'Audit logs', 'Change logs', 'Authentication logs', 'Languages', 'Settings', 'Manage Systems', 'Tags', 'Resolution Status', 'Change Reasons', 'Data Governance', and 'Integrations'. The main content area shows filters for Domain (SMS, OMS, RMS), Date Range (04/29/2026 - 04/29/2026), and User Name (ALL). A table displays audit log entries with columns for Time, User Name, Full Name, Service, Action, Duration, IP Address, and Client. The table shows 10 entries for the date 2026-04-29. The bottom of the screenshot shows the Windows taskbar with the system clock at 12:08 PM on 4/29/2026.


	Project	SPORIFY	Document Type	OQ Script
			Document Version	1.0
Document Name	AG_SPOR_2026.1.0.0_OQ_Audit_Logs		Page	Page 20 of 128

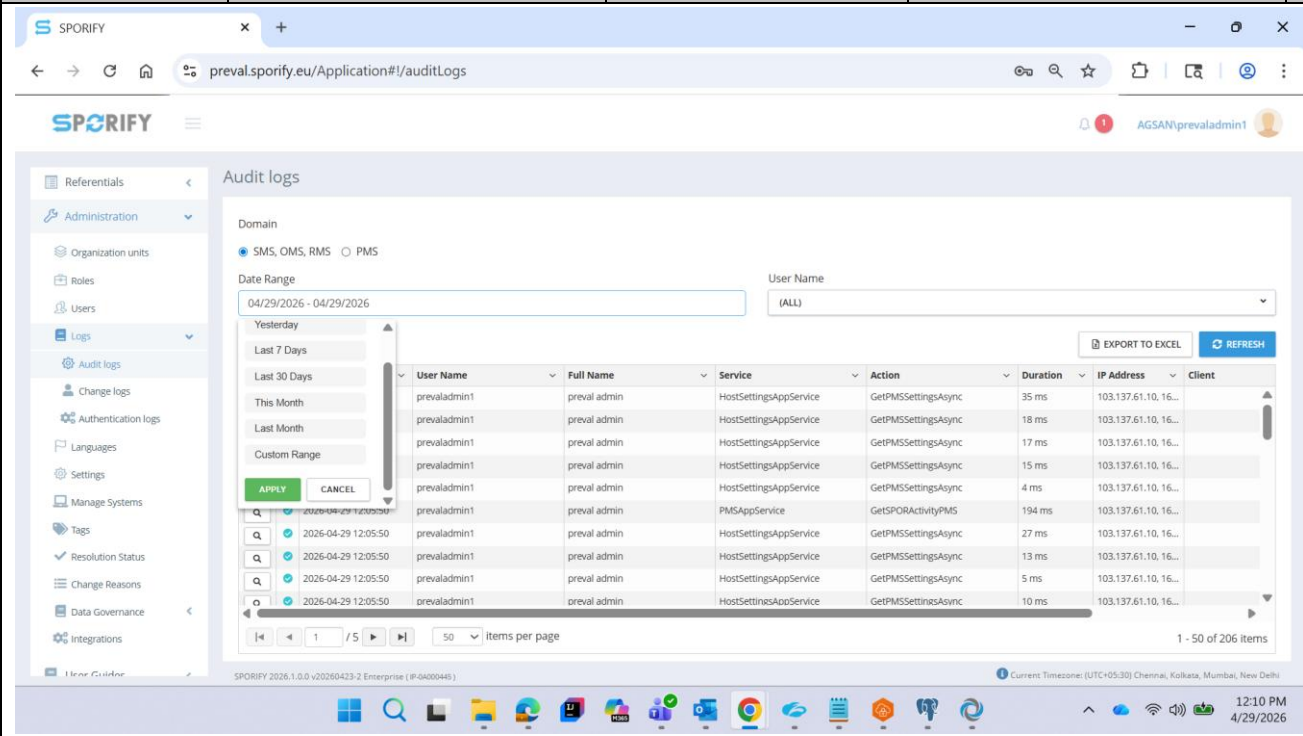
Step No	Procedure Steps	Test Data	Expected Results	Actual Results	Test Status
Step 5	FR_ADM_LOG_004: Click on the 'Date Range' filter. *PS*	NA	The following date range options are presented: 1.Today 2.Yesterday 3.Last 7 Days 4.Last 30 Days 5.This Month 6.Last Month 7.Custom Range	AE Clive Don Rodrigues 29 Apr 2026 at 12:10 PM	Passed




The screenshot shows the SPORIFY application's 'Audit logs' page. The browser address bar is 'preval.sporify.eu/Application#/auditLogs'. The user is logged in as 'AGSAN/prevaladmin1'. The interface features a sidebar with navigation options: Referentials, Administration, Organization units, Roles, Users, Logs, Change logs, Authentication logs, Languages, Settings, Manage Systems, Tags, Resolution Status, Change Reasons, Data Governance, and Integrations. The main content area displays a table of audit logs with the following columns: User Name, Full Name, Service, Action, Duration, IP Address, and Client. The date range is set to '04/29/2026 - 04/29/2026' and the user is 'prevaladmin1'. The table shows several log entries for 'prevaladmin1' performing 'GetPMSSettingsAsync' actions on 'HostSettingsAppService' and 'PMSAppService'.

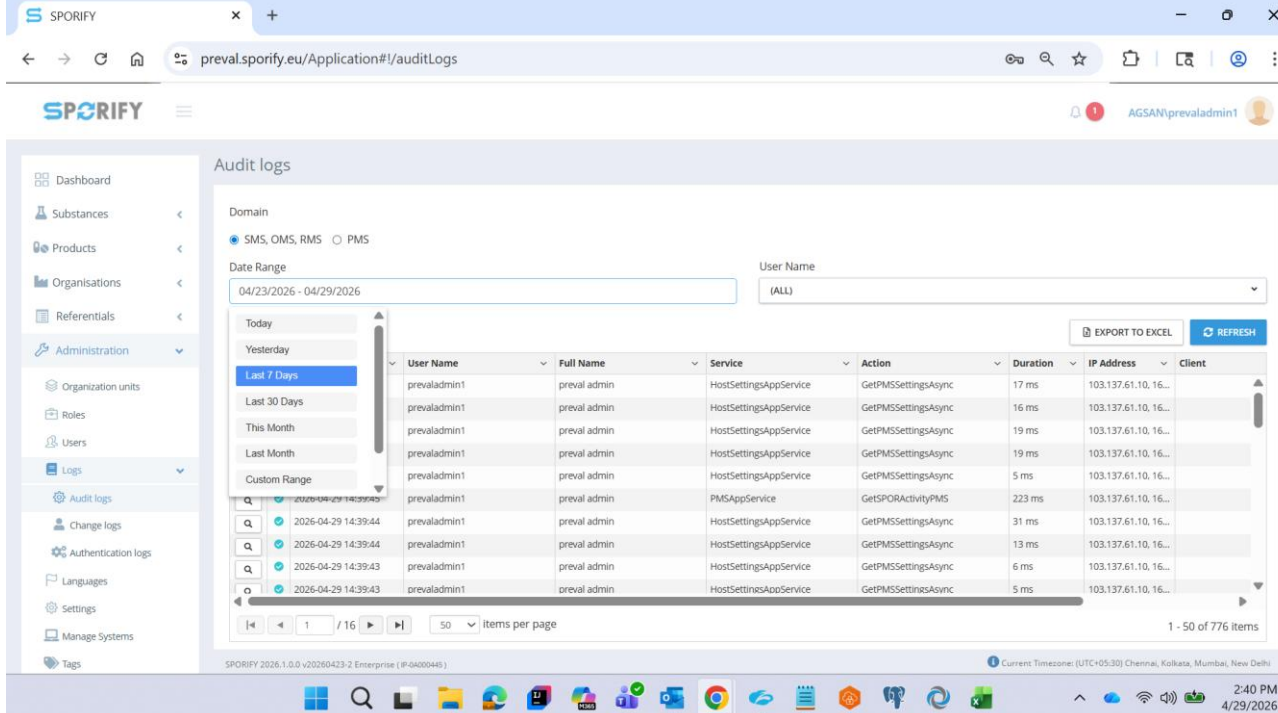
User Name	Full Name	Service	Action	Duration	IP Address	Client
prevaladmin1	preval admin	HostSettingsAppService	GetPMSSettingsAsync	35 ms	103.137.61.10.16...	
prevaladmin1	preval admin	HostSettingsAppService	GetPMSSettingsAsync	18 ms	103.137.61.10.16...	
prevaladmin1	preval admin	HostSettingsAppService	GetPMSSettingsAsync	17 ms	103.137.61.10.16...	
prevaladmin1	preval admin	HostSettingsAppService	GetPMSSettingsAsync	15 ms	103.137.61.10.16...	
prevaladmin1	preval admin	HostSettingsAppService	GetPMSSettingsAsync	4 ms	103.137.61.10.16...	
prevaladmin1	preval admin	PMSAppService	GetSPORActivityPMS	194 ms	103.137.61.10.16...	
prevaladmin1	preval admin	HostSettingsAppService	GetPMSSettingsAsync	27 ms	103.137.61.10.16...	
prevaladmin1	preval admin	HostSettingsAppService	GetPMSSettingsAsync	13 ms	103.137.61.10.16...	
prevaladmin1	preval admin	HostSettingsAppService	GetPMSSettingsAsync	5 ms	103.137.61.10.16...	
prevaladmin1	preval admin	HostSettingsAppService	GetPMSSettingsAsync	10 ms	103.137.61.10.16...	

	Project	SPORIFY	Document Type	OQ Script
			Document Version	1.0
Document Name	AG_SPOR_2026.1.0.0_OQ_Audit_Logs		Page	Page 21 of 128

Step No	Procedure Steps	Test Data	Expected Results	Actual Results	Test Status																																																																													
 <p>The screenshot displays the SPORIFY application's 'Audit logs' page. The interface includes a navigation sidebar on the left with options like 'Referentials', 'Administration', 'Organization units', 'Roles', 'Users', 'Logs', 'Audit logs', 'Change logs', 'Authentication logs', 'Languages', 'Settings', 'Manage Systems', 'Tags', 'Resolution Status', 'Change Reasons', 'Data Governance', and 'Integrations'. The main content area shows a table of audit logs with columns for User Name, Full Name, Service, Action, Duration, IP Address, and Client. The table is filtered for the date range '04/29/2026 - 04/29/2026' and the user 'prevaladmin1'. The table contains 5 visible rows of log entries, with a total of 206 items. The bottom of the screenshot shows the Windows taskbar with the time '12:10 PM 4/29/2026'.</p> <table border="1"> <thead> <tr> <th>User Name</th> <th>Full Name</th> <th>Service</th> <th>Action</th> <th>Duration</th> <th>IP Address</th> <th>Client</th> </tr> </thead> <tbody> <tr> <td>prevaladmin1</td> <td>preval admin</td> <td>HostSettingsAppService</td> <td>GetPMSSettingsAsync</td> <td>35 ms</td> <td>103.137.61.10, 16...</td> <td></td> </tr> <tr> <td>prevaladmin1</td> <td>preval admin</td> <td>HostSettingsAppService</td> <td>GetPMSSettingsAsync</td> <td>18 ms</td> <td>103.137.61.10, 16...</td> <td></td> </tr> <tr> <td>prevaladmin1</td> <td>preval admin</td> <td>HostSettingsAppService</td> <td>GetPMSSettingsAsync</td> <td>17 ms</td> <td>103.137.61.10, 16...</td> <td></td> </tr> <tr> <td>prevaladmin1</td> <td>preval admin</td> <td>HostSettingsAppService</td> <td>GetPMSSettingsAsync</td> <td>15 ms</td> <td>103.137.61.10, 16...</td> <td></td> </tr> <tr> <td>prevaladmin1</td> <td>preval admin</td> <td>HostSettingsAppService</td> <td>GetPMSSettingsAsync</td> <td>4 ms</td> <td>103.137.61.10, 16...</td> <td></td> </tr> <tr> <td>prevaladmin1</td> <td>preval admin</td> <td>PMSAppService</td> <td>GetSPORActivityPMS</td> <td>194 ms</td> <td>103.137.61.10, 16...</td> <td></td> </tr> <tr> <td>prevaladmin1</td> <td>preval admin</td> <td>HostSettingsAppService</td> <td>GetPMSSettingsAsync</td> <td>27 ms</td> <td>103.137.61.10, 16...</td> <td></td> </tr> <tr> <td>prevaladmin1</td> <td>preval admin</td> <td>HostSettingsAppService</td> <td>GetPMSSettingsAsync</td> <td>13 ms</td> <td>103.137.61.10, 16...</td> <td></td> </tr> <tr> <td>prevaladmin1</td> <td>preval admin</td> <td>HostSettingsAppService</td> <td>GetPMSSettingsAsync</td> <td>5 ms</td> <td>103.137.61.10, 16...</td> <td></td> </tr> <tr> <td>prevaladmin1</td> <td>preval admin</td> <td>HostSettingsAppService</td> <td>GetPMSSettingsAsync</td> <td>10 ms</td> <td>103.137.61.10, 16...</td> <td></td> </tr> </tbody> </table>						User Name	Full Name	Service	Action	Duration	IP Address	Client	prevaladmin1	preval admin	HostSettingsAppService	GetPMSSettingsAsync	35 ms	103.137.61.10, 16...		prevaladmin1	preval admin	HostSettingsAppService	GetPMSSettingsAsync	18 ms	103.137.61.10, 16...		prevaladmin1	preval admin	HostSettingsAppService	GetPMSSettingsAsync	17 ms	103.137.61.10, 16...		prevaladmin1	preval admin	HostSettingsAppService	GetPMSSettingsAsync	15 ms	103.137.61.10, 16...		prevaladmin1	preval admin	HostSettingsAppService	GetPMSSettingsAsync	4 ms	103.137.61.10, 16...		prevaladmin1	preval admin	PMSAppService	GetSPORActivityPMS	194 ms	103.137.61.10, 16...		prevaladmin1	preval admin	HostSettingsAppService	GetPMSSettingsAsync	27 ms	103.137.61.10, 16...		prevaladmin1	preval admin	HostSettingsAppService	GetPMSSettingsAsync	13 ms	103.137.61.10, 16...		prevaladmin1	preval admin	HostSettingsAppService	GetPMSSettingsAsync	5 ms	103.137.61.10, 16...		prevaladmin1	preval admin	HostSettingsAppService	GetPMSSettingsAsync	10 ms	103.137.61.10, 16...	
User Name	Full Name	Service	Action	Duration	IP Address	Client																																																																												
prevaladmin1	preval admin	HostSettingsAppService	GetPMSSettingsAsync	35 ms	103.137.61.10, 16...																																																																													
prevaladmin1	preval admin	HostSettingsAppService	GetPMSSettingsAsync	18 ms	103.137.61.10, 16...																																																																													
prevaladmin1	preval admin	HostSettingsAppService	GetPMSSettingsAsync	17 ms	103.137.61.10, 16...																																																																													
prevaladmin1	preval admin	HostSettingsAppService	GetPMSSettingsAsync	15 ms	103.137.61.10, 16...																																																																													
prevaladmin1	preval admin	HostSettingsAppService	GetPMSSettingsAsync	4 ms	103.137.61.10, 16...																																																																													
prevaladmin1	preval admin	PMSAppService	GetSPORActivityPMS	194 ms	103.137.61.10, 16...																																																																													
prevaladmin1	preval admin	HostSettingsAppService	GetPMSSettingsAsync	27 ms	103.137.61.10, 16...																																																																													
prevaladmin1	preval admin	HostSettingsAppService	GetPMSSettingsAsync	13 ms	103.137.61.10, 16...																																																																													
prevaladmin1	preval admin	HostSettingsAppService	GetPMSSettingsAsync	5 ms	103.137.61.10, 16...																																																																													
prevaladmin1	preval admin	HostSettingsAppService	GetPMSSettingsAsync	10 ms	103.137.61.10, 16...																																																																													


	Project	SPORIFY	Document Type	OQ Script
			Document Version	1.0
Document Name	AG_SPOR_2026.1.0.0_OQ_Audit_Logs		Page	Page 22 of 128

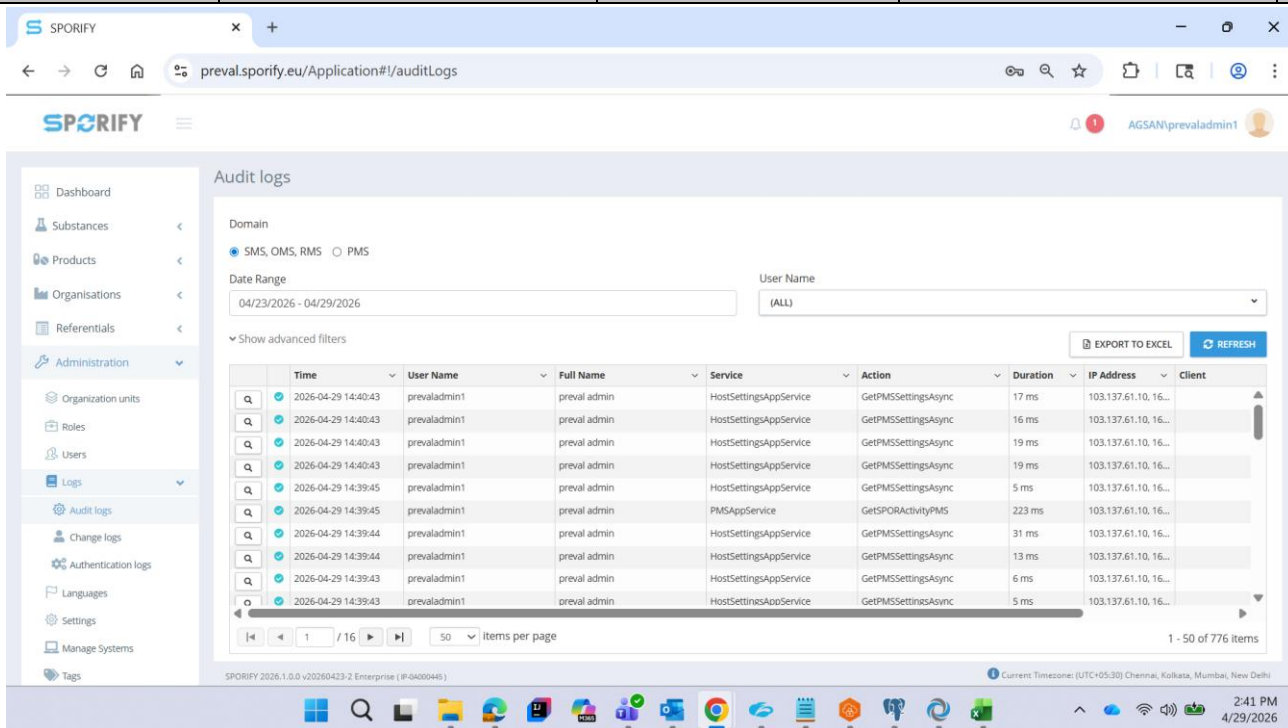
Step No	Procedure Steps	Test Data	Expected Results	Actual Results	Test Status
Step 6	Select a date range value as mentioned in test data column. *PS*	Date Range: <Last 30 Days>	The 'Date Range' filter is set to the selected date range.	Date Range: Last 7 Days AE Clive Don Rodrigues 29 Apr 2026 at 02:42 PM	Passed




The screenshot displays the SPORIFY application's 'Audit logs' interface. The domain is set to 'SMS, OMS, RMS' and 'PMS'. The date range is '04/23/2026 - 04/29/2026'. The table below represents the data shown in the screenshot:

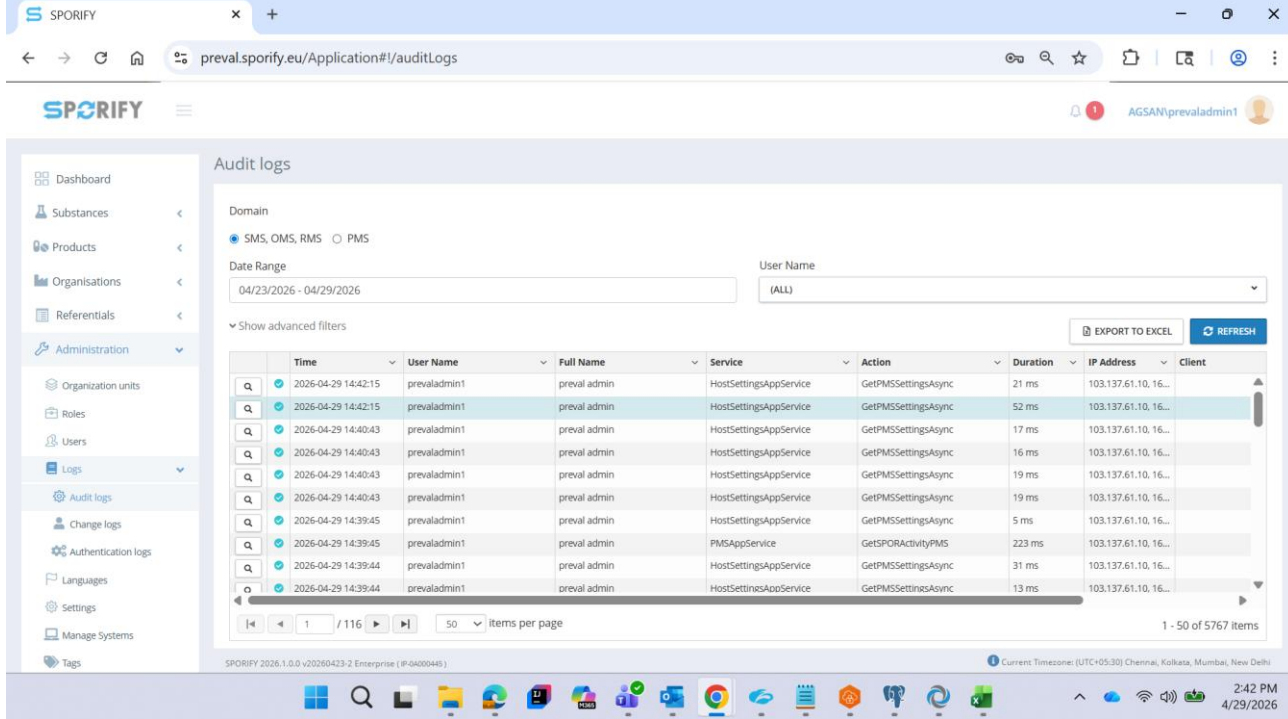
User Name	Full Name	Service	Action	Duration	IP Address	Client
prevaladmin1	preval admin	HostSettingsAppService	GetPMSSettingsAsync	17 ms	103.137.61.10, 16...	
prevaladmin1	preval admin	HostSettingsAppService	GetPMSSettingsAsync	16 ms	103.137.61.10, 16...	
prevaladmin1	preval admin	HostSettingsAppService	GetPMSSettingsAsync	19 ms	103.137.61.10, 16...	
prevaladmin1	preval admin	HostSettingsAppService	GetPMSSettingsAsync	19 ms	103.137.61.10, 16...	
prevaladmin1	preval admin	HostSettingsAppService	GetPMSSettingsAsync	5 ms	103.137.61.10, 16...	
prevaladmin1	preval admin	PMSAppService	GetSPORActivityPMS	223 ms	103.137.61.10, 16...	
prevaladmin1	preval admin	HostSettingsAppService	GetPMSSettingsAsync	31 ms	103.137.61.10, 16...	
prevaladmin1	preval admin	HostSettingsAppService	GetPMSSettingsAsync	13 ms	103.137.61.10, 16...	
prevaladmin1	preval admin	HostSettingsAppService	GetPMSSettingsAsync	6 ms	103.137.61.10, 16...	
prevaladmin1	preval admin	HostSettingsAppService	GetPMSSettingsAsync	5 ms	103.137.61.10, 16...	

	Project	SPORIFY	Document Type	OQ Script
			Document Version	1.0
Document Name	AG_SPOR_2026.1.0.0_OQ_Audit_Logs		Page	Page 23 of 128

Step No	Procedure Steps	Test Data	Expected Results	Actual Results	Test Status
	 <p>The screenshot displays the 'Audit logs' page in the SPORIFY application. The interface includes a navigation sidebar on the left with categories like Dashboard, Substances, Products, Organisations, Referentials, Administration, Organization units, Roles, Users, Logs, Audit logs, Change logs, Authentication logs, Languages, Settings, and Manage Systems. The main content area shows a table of audit logs with columns for Time, User Name, Full Name, Service, Action, Duration, IP Address, and Client. The table contains 10 rows of data, all for the user 'prevaladmin1' on 2026-04-29. The actions include 'GetPMSSettingsAsync' and 'GetSPORActivityPMS'. The duration of these actions ranges from 5 ms to 223 ms. The IP address for all entries is 103.137.61.10.16... There are also buttons for 'EXPORT TO EXCEL' and 'REFRESH' above the table. The bottom of the screenshot shows the Windows taskbar with the time 2:41 PM on 4/29/2026.</p>				


	Project	SPORIFY	Document Type	OQ Script
			Document Version	1.0
Document Name	AG_SPOR_2026.1.0.0_OQ_Audit_Logs		Page	Page 24 of 128

Step No	Procedure Steps	Test Data	Expected Results	Actual Results	Test Status
Step 7	Click the 'Refresh' button. *PS*	NA	The filter is applied and the audit details as per the filter criteria is displayed.	AE Clive Don Rodrigues 29 Apr 2026 at 02:44 PM	Passed




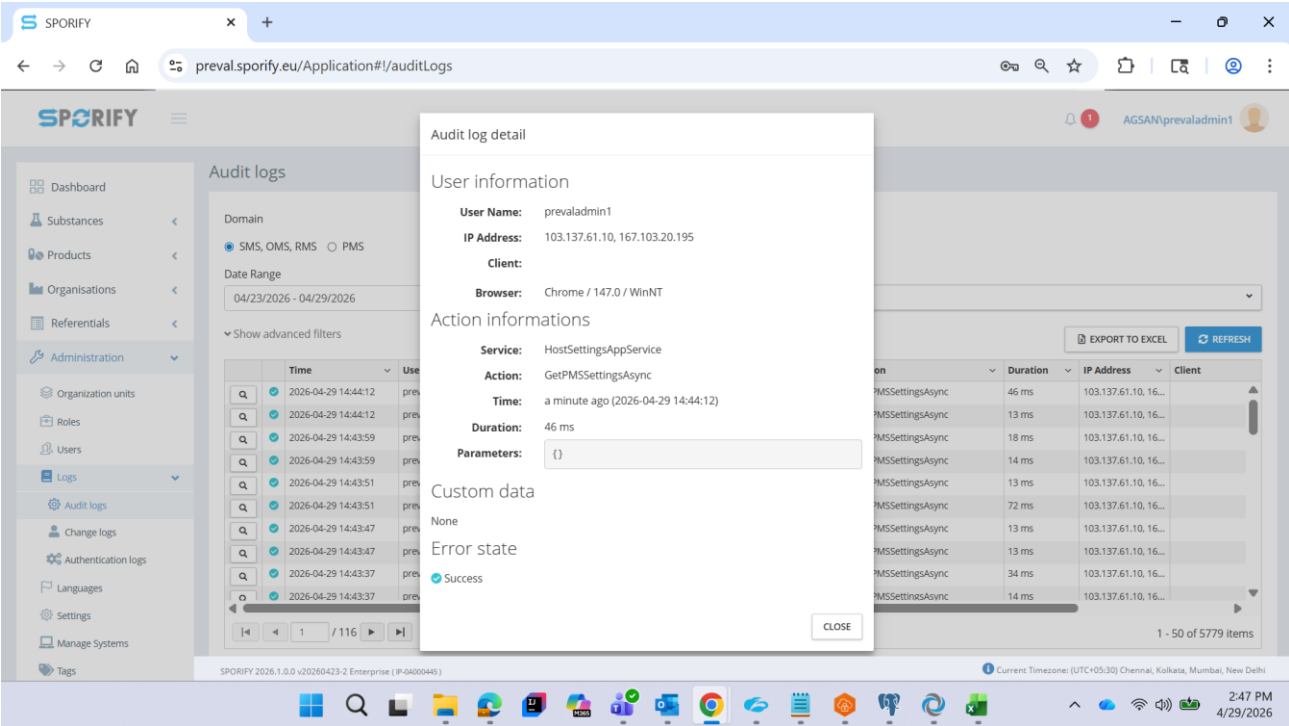
The screenshot displays the SPORIFY application's 'Audit logs' page. The browser address bar shows the URL 'preval.sporify.eu/Application#/auditLogs'. The page features a navigation sidebar on the left with options like Dashboard, Substances, Products, Organisations, Referentials, Administration, Organization units, Roles, Users, Logs, Audit logs, Change logs, Authentication logs, Languages, Settings, Manage Systems, and Tags. The main content area shows a search bar, a date range filter set to '04/23/2026 - 04/29/2026', and a user name filter set to '(ALL)'. Below these filters is a table of audit logs with the following columns: Time, User Name, Full Name, Service, Action, Duration, IP Address, and Client. The table contains 11 rows of data, all for the user 'preval admin' performing 'GetPMSSettingsAsync' actions. The duration of these actions varies from 5 ms to 52 ms. The table also includes search icons for each row and pagination controls at the bottom showing '1 / 116' items and '50 items per page'.


Time	User Name	Full Name	Service	Action	Duration	IP Address	Client
2026-04-29 14:42:15	prevaladmin1	preval admin	HostSettingsAppService	GetPMSSettingsAsync	21 ms	103.137.61.10, 16...	
2026-04-29 14:42:15	prevaladmin1	preval admin	HostSettingsAppService	GetPMSSettingsAsync	52 ms	103.137.61.10, 16...	
2026-04-29 14:40:43	prevaladmin1	preval admin	HostSettingsAppService	GetPMSSettingsAsync	17 ms	103.137.61.10, 16...	
2026-04-29 14:40:43	prevaladmin1	preval admin	HostSettingsAppService	GetPMSSettingsAsync	16 ms	103.137.61.10, 16...	
2026-04-29 14:40:43	prevaladmin1	preval admin	HostSettingsAppService	GetPMSSettingsAsync	19 ms	103.137.61.10, 16...	
2026-04-29 14:40:43	prevaladmin1	preval admin	HostSettingsAppService	GetPMSSettingsAsync	19 ms	103.137.61.10, 16...	
2026-04-29 14:39:45	prevaladmin1	preval admin	HostSettingsAppService	GetPMSSettingsAsync	5 ms	103.137.61.10, 16...	
2026-04-29 14:39:45	prevaladmin1	preval admin	PMSAppService	GetSPORActivityPMS	223 ms	103.137.61.10, 16...	
2026-04-29 14:39:44	prevaladmin1	preval admin	HostSettingsAppService	GetPMSSettingsAsync	31 ms	103.137.61.10, 16...	
2026-04-29 14:39:44	prevaladmin1	preval admin	HostSettingsAppService	GetPMSSettingsAsync	13 ms	103.137.61.10, 16...	

	Project	SPORIFY	Document Type	OQ Script
			Document Version	1.0
Document Name	AG_SPOR_2026.1.0.0_OQ_Audit_Logs		Page	Page 25 of 128

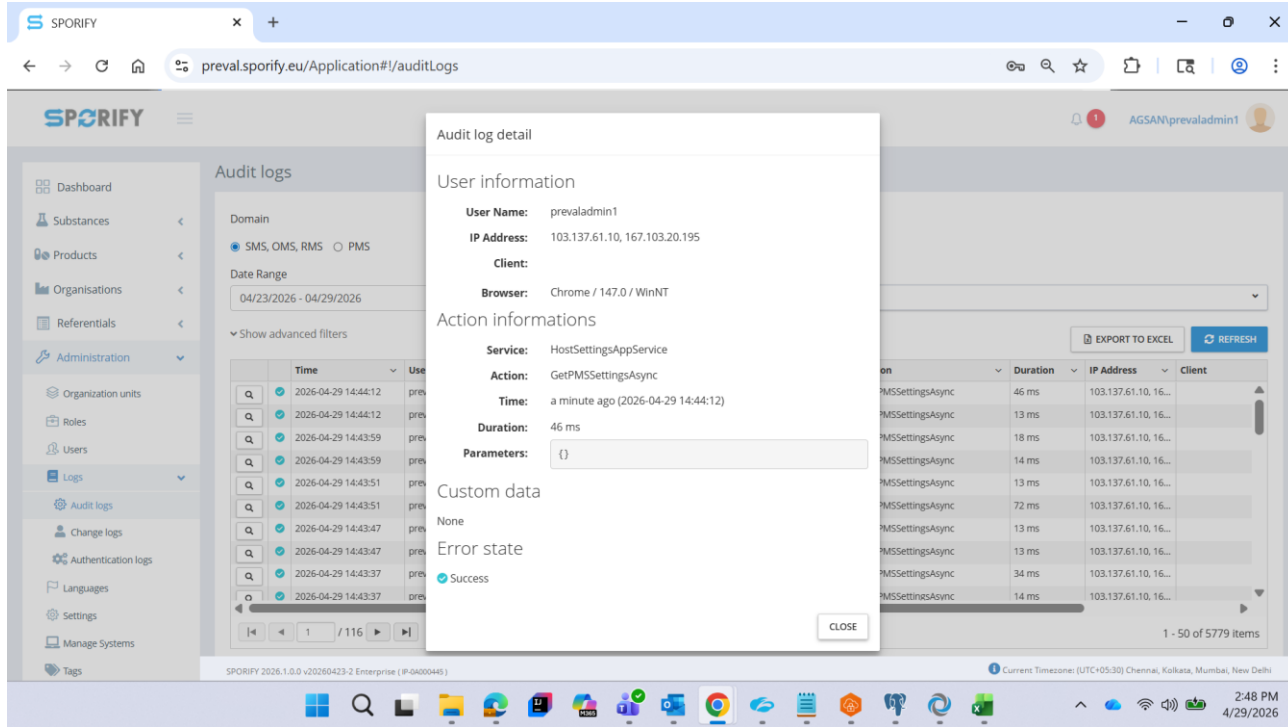
Step No	Procedure Steps	Test Data	Expected Results	Actual Results	Test Status
Step 8	FR_ADM_LOG_003: Click on the lookup icon in the first column for any of the record with success status and view the details of an audit log item. *PS*	User Information: 1. User Name: <Username who performed respective action> 2. IP Address: <ip address of user> 3. Client: <client details if applicable> 4. Browser: <browser details> Action Informations: 1. Service: <Respective service called for this action> 2. Action: <Respective action performed> 3. Time: <Timestamp of the action performed> 4. Duration: <duration of the action> 5. Parameters: <input parameters values if applicable> Custom Data: <None, or respective data> Error State: Success	The 'Audit Log Detail' modal is displayed for the selected audit record. This modal contains the section/fields with respective details as mentioned in test data column.	User Information: 1. User Name: prevaladmin1 2. IP Address: 103.137.61.10, 167.103.20.195 3. Client: 4. Browser: Chrome / 147.0 / WinNT Action Informations: 1. Service: HostSettingsAppService 2. Action: GetPMSSettingsAsync 3. Time: a minute ago (2026-04-29 14:44:12) 4. Duration: 46 ms 5. Parameters: {} Custom Data: None Error State: Success AE Clive Don Rodrigues 29 Apr 2026 at 02:48 PM	Passed

	Project	SPORIFY	Document Type	OQ Script
			Document Version	1.0
Document Name	AG_SPOR_2026.1.0.0_OQ_Audit_Logs		Page	Page 26 of 128

Step No	Procedure Steps	Test Data	Expected Results	Actual Results	Test Status
					

	Project	SPORIFY	Document Type	OQ Script
			Document Version	1.0
Document Name	AG_SPOR_2026.1.0.0_OQ_Audit_Logs		Page	Page 27 of 128


Step No	Procedure Steps	Test Data	Expected Results	Actual Results	Test Status
Step 9	Close the Audit log detail Modal. *PS*	NA	Audit log detail modal is closed.	AE Clive Don Rodrigues 29 Apr 2026 at 02:49 PM	Passed

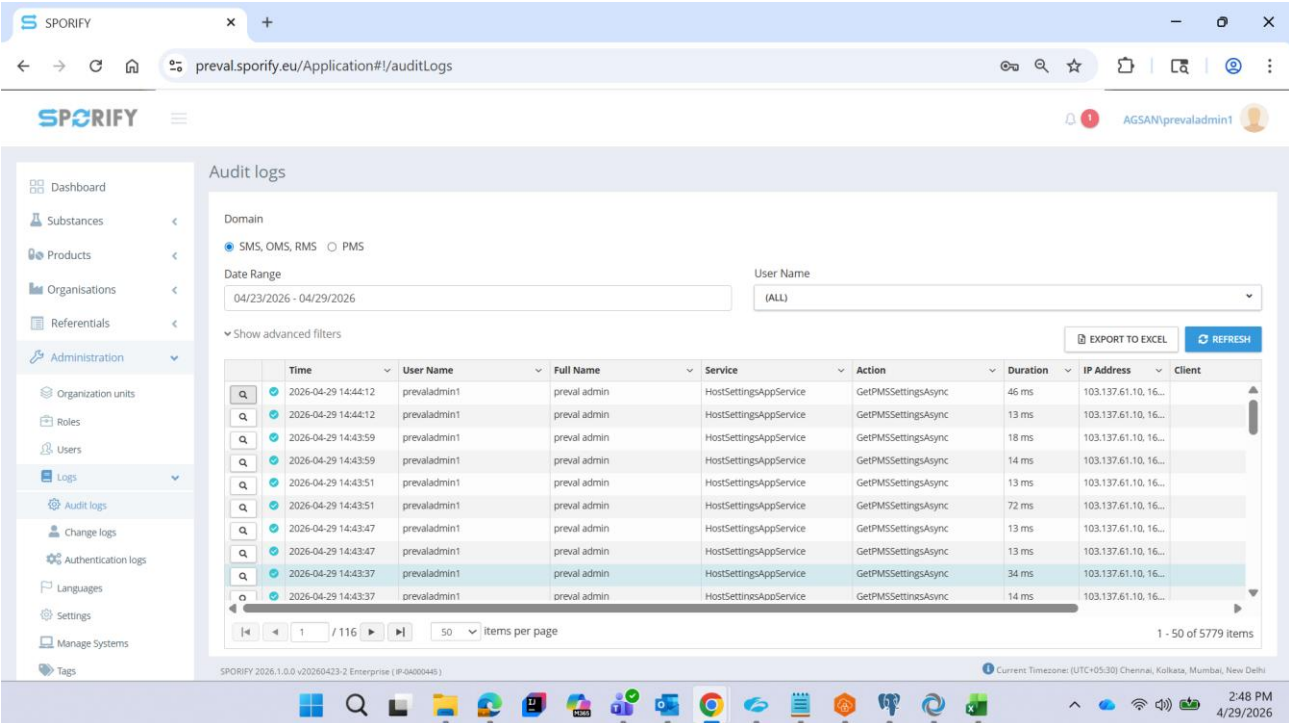



The screenshot shows the SPORIFY application interface. The main content area displays 'Audit logs' with a table of log entries. A modal window titled 'Audit log detail' is open, showing the following information:

- User information:**
 - User Name: prevaladmin1
 - IP Address: 103.137.61.10, 167.103.20.195
 - Client:
 - Browser: Chrome / 147.0 / WinNT
- Action informations:**
 - Service: HostSettingsAppService
 - Action: GetPMSSettingsAsync
 - Time: a minute ago (2026-04-29 14:44:12)
 - Duration: 46 ms
 - Parameters: {}
- Custom data:** None
- Error state:** Success

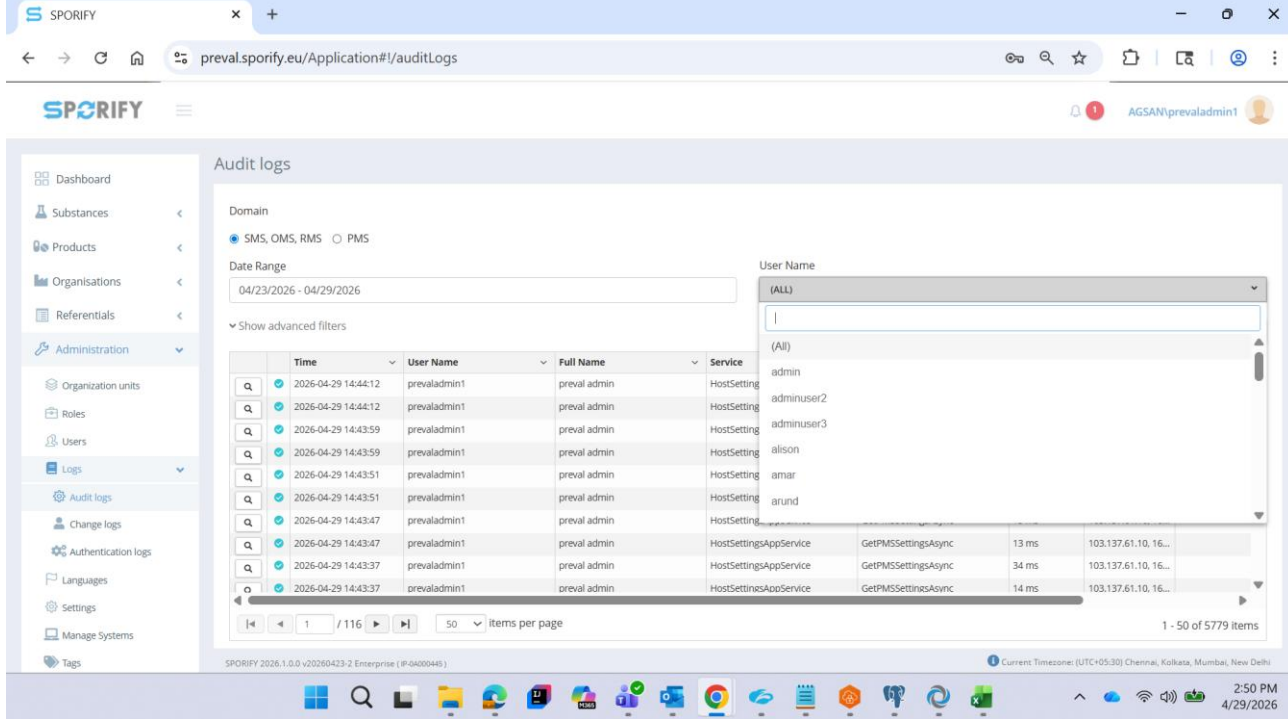
The background interface shows a sidebar with navigation options like Dashboard, Substances, Products, Organisations, Referentials, Administration, Organization units, Roles, Users, Logs, Audit logs, Change logs, Authentication logs, Languages, Settings, Manage Systems, and Tags. The main audit log table has columns for Time, User, and Action. The bottom of the screen shows the Windows taskbar with the time 2:48 PM on 4/29/2026.

	Project	SPORIFY	Document Type	OQ Script
			Document Version	1.0
Document Name	AG_SPOR_2026.1.0.0_OQ_Audit_Logs		Page	Page 28 of 128


Step No	Procedure Steps	Test Data	Expected Results	Actual Results	Test Status																																																																																								
	 <p>The screenshot shows the SPORIFY application interface. The main content area is titled 'Audit logs' and contains a table with the following data:</p> <table border="1"> <thead> <tr> <th>Time</th> <th>User Name</th> <th>Full Name</th> <th>Service</th> <th>Action</th> <th>Duration</th> <th>IP Address</th> <th>Client</th> </tr> </thead> <tbody> <tr> <td>2026-04-29 14:44:12</td> <td>prevaladmin1</td> <td>preval admin</td> <td>HostSettingsAppService</td> <td>GetPMSSettingsAsync</td> <td>46 ms</td> <td>103.137.61.10, 16...</td> <td></td> </tr> <tr> <td>2026-04-29 14:44:12</td> <td>prevaladmin1</td> <td>preval admin</td> <td>HostSettingsAppService</td> <td>GetPMSSettingsAsync</td> <td>13 ms</td> <td>103.137.61.10, 16...</td> <td></td> </tr> <tr> <td>2026-04-29 14:43:59</td> <td>prevaladmin1</td> <td>preval admin</td> <td>HostSettingsAppService</td> <td>GetPMSSettingsAsync</td> <td>18 ms</td> <td>103.137.61.10, 16...</td> <td></td> </tr> <tr> <td>2026-04-29 14:43:59</td> <td>prevaladmin1</td> <td>preval admin</td> <td>HostSettingsAppService</td> <td>GetPMSSettingsAsync</td> <td>14 ms</td> <td>103.137.61.10, 16...</td> <td></td> </tr> <tr> <td>2026-04-29 14:43:51</td> <td>prevaladmin1</td> <td>preval admin</td> <td>HostSettingsAppService</td> <td>GetPMSSettingsAsync</td> <td>13 ms</td> <td>103.137.61.10, 16...</td> <td></td> </tr> <tr> <td>2026-04-29 14:43:51</td> <td>prevaladmin1</td> <td>preval admin</td> <td>HostSettingsAppService</td> <td>GetPMSSettingsAsync</td> <td>72 ms</td> <td>103.137.61.10, 16...</td> <td></td> </tr> <tr> <td>2026-04-29 14:43:47</td> <td>prevaladmin1</td> <td>preval admin</td> <td>HostSettingsAppService</td> <td>GetPMSSettingsAsync</td> <td>13 ms</td> <td>103.137.61.10, 16...</td> <td></td> </tr> <tr> <td>2026-04-29 14:43:47</td> <td>prevaladmin1</td> <td>preval admin</td> <td>HostSettingsAppService</td> <td>GetPMSSettingsAsync</td> <td>13 ms</td> <td>103.137.61.10, 16...</td> <td></td> </tr> <tr> <td>2026-04-29 14:43:37</td> <td>prevaladmin1</td> <td>preval admin</td> <td>HostSettingsAppService</td> <td>GetPMSSettingsAsync</td> <td>34 ms</td> <td>103.137.61.10, 16...</td> <td></td> </tr> <tr> <td>2026-04-29 14:43:37</td> <td>prevaladmin1</td> <td>preval admin</td> <td>HostSettingsAppService</td> <td>GetPMSSettingsAsync</td> <td>14 ms</td> <td>103.137.61.10, 16...</td> <td></td> </tr> </tbody> </table> <p>The table shows 11 items per page, with a total of 5779 items. The interface includes a sidebar with navigation options like Dashboard, Substances, Products, Organisations, Referentials, Administration, Organization units, Roles, Users, Logs, Audit logs, Change logs, Authentication logs, Languages, Settings, Manage Systems, and Tags. The top navigation bar shows the SPORIFY logo and the user 'AGSAN/prevaladmin1'.</p>					Time	User Name	Full Name	Service	Action	Duration	IP Address	Client	2026-04-29 14:44:12	prevaladmin1	preval admin	HostSettingsAppService	GetPMSSettingsAsync	46 ms	103.137.61.10, 16...		2026-04-29 14:44:12	prevaladmin1	preval admin	HostSettingsAppService	GetPMSSettingsAsync	13 ms	103.137.61.10, 16...		2026-04-29 14:43:59	prevaladmin1	preval admin	HostSettingsAppService	GetPMSSettingsAsync	18 ms	103.137.61.10, 16...		2026-04-29 14:43:59	prevaladmin1	preval admin	HostSettingsAppService	GetPMSSettingsAsync	14 ms	103.137.61.10, 16...		2026-04-29 14:43:51	prevaladmin1	preval admin	HostSettingsAppService	GetPMSSettingsAsync	13 ms	103.137.61.10, 16...		2026-04-29 14:43:51	prevaladmin1	preval admin	HostSettingsAppService	GetPMSSettingsAsync	72 ms	103.137.61.10, 16...		2026-04-29 14:43:47	prevaladmin1	preval admin	HostSettingsAppService	GetPMSSettingsAsync	13 ms	103.137.61.10, 16...		2026-04-29 14:43:47	prevaladmin1	preval admin	HostSettingsAppService	GetPMSSettingsAsync	13 ms	103.137.61.10, 16...		2026-04-29 14:43:37	prevaladmin1	preval admin	HostSettingsAppService	GetPMSSettingsAsync	34 ms	103.137.61.10, 16...		2026-04-29 14:43:37	prevaladmin1	preval admin	HostSettingsAppService	GetPMSSettingsAsync	14 ms	103.137.61.10, 16...	
Time	User Name	Full Name	Service	Action	Duration	IP Address	Client																																																																																						
2026-04-29 14:44:12	prevaladmin1	preval admin	HostSettingsAppService	GetPMSSettingsAsync	46 ms	103.137.61.10, 16...																																																																																							
2026-04-29 14:44:12	prevaladmin1	preval admin	HostSettingsAppService	GetPMSSettingsAsync	13 ms	103.137.61.10, 16...																																																																																							
2026-04-29 14:43:59	prevaladmin1	preval admin	HostSettingsAppService	GetPMSSettingsAsync	18 ms	103.137.61.10, 16...																																																																																							
2026-04-29 14:43:59	prevaladmin1	preval admin	HostSettingsAppService	GetPMSSettingsAsync	14 ms	103.137.61.10, 16...																																																																																							
2026-04-29 14:43:51	prevaladmin1	preval admin	HostSettingsAppService	GetPMSSettingsAsync	13 ms	103.137.61.10, 16...																																																																																							
2026-04-29 14:43:51	prevaladmin1	preval admin	HostSettingsAppService	GetPMSSettingsAsync	72 ms	103.137.61.10, 16...																																																																																							
2026-04-29 14:43:47	prevaladmin1	preval admin	HostSettingsAppService	GetPMSSettingsAsync	13 ms	103.137.61.10, 16...																																																																																							
2026-04-29 14:43:47	prevaladmin1	preval admin	HostSettingsAppService	GetPMSSettingsAsync	13 ms	103.137.61.10, 16...																																																																																							
2026-04-29 14:43:37	prevaladmin1	preval admin	HostSettingsAppService	GetPMSSettingsAsync	34 ms	103.137.61.10, 16...																																																																																							
2026-04-29 14:43:37	prevaladmin1	preval admin	HostSettingsAppService	GetPMSSettingsAsync	14 ms	103.137.61.10, 16...																																																																																							

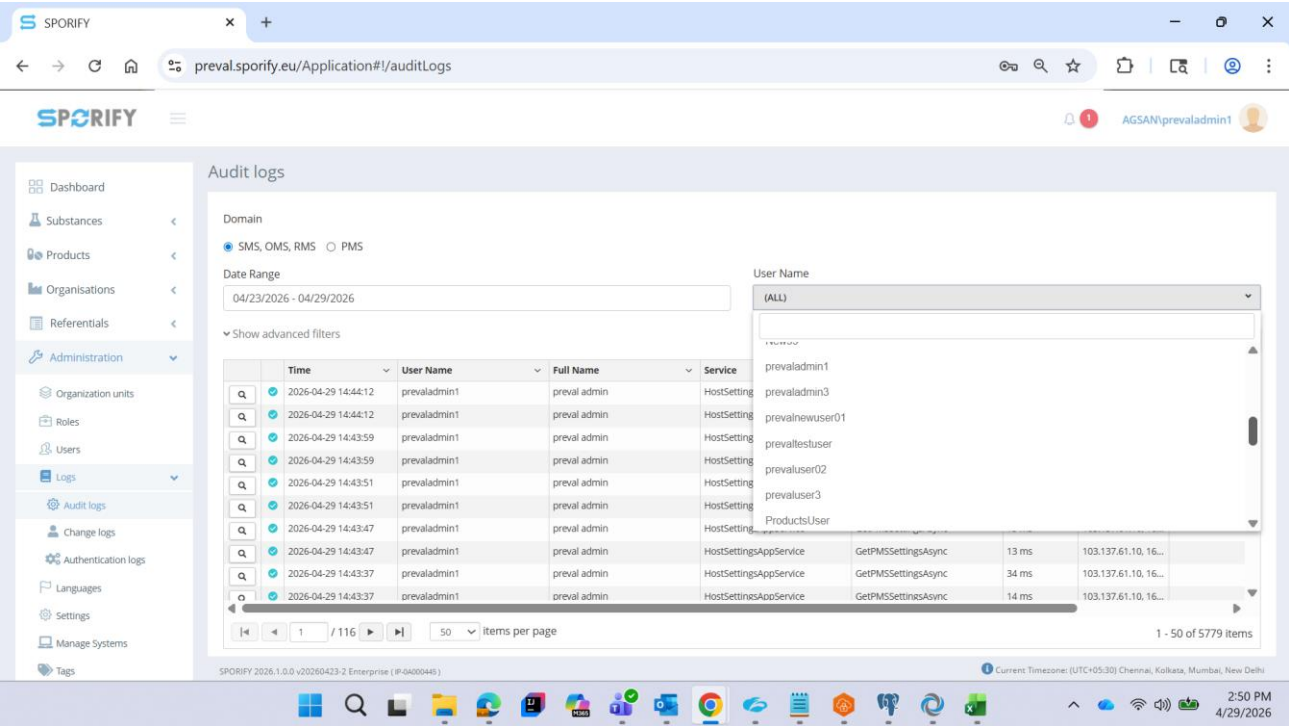
	Project	SPORIFY	Document Type	OQ Script
			Document Version	1.0
Document Name	AG_SPOR_2026.1.0.0_OQ_Audit_Logs		Page	Page 29 of 128


Step No	Procedure Steps	Test Data	Expected Results	Actual Results	Test Status
Step 10	Click on the 'User Name' filter. *PS*	NA	A list of all usernames associated with the tenant is displayed.	AE Clive Don Rodrigues 29 Apr 2026 at 02:51 PM	Passed



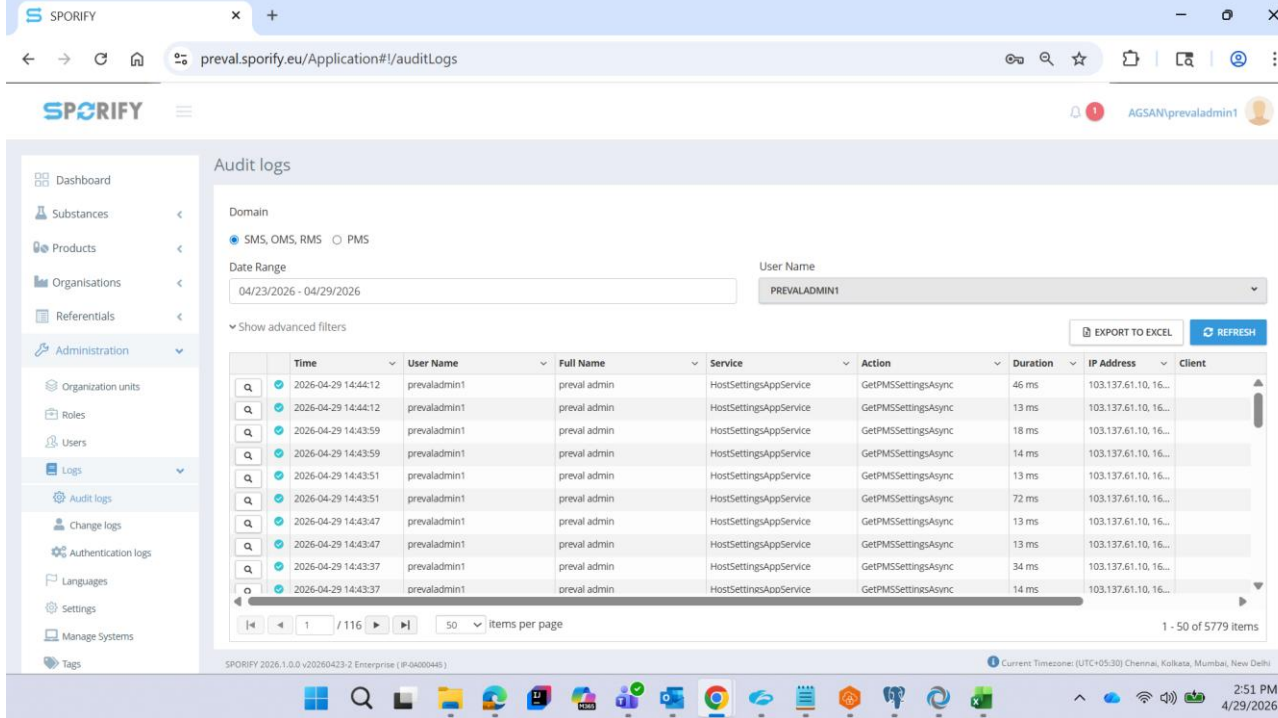
The screenshot displays the SPORIFY application's 'Audit logs' page. The interface includes a navigation sidebar on the left with options like Dashboard, Substances, Products, Organisations, Referentials, Administration, Organization units, Roles, Users, Logs, Audit logs, Change logs, Authentication logs, Languages, Settings, Manage Systems, and Tags. The main content area shows the 'Audit logs' section with filters for Domain (SMS, OMS, RMS, PMS), Date Range (04/23/2026 - 04/29/2026), and a 'Show advanced filters' section. A table of audit log entries is displayed, with columns for Time, User Name, Full Name, Service, and details. The 'User Name' filter dropdown is open, showing a list of usernames: admin, adminuser2, adminuser3, alison, amar, and arund. The table shows entries for 'prevaladmin1' with various services and timestamps. The bottom of the screen shows the Windows taskbar with the time 2:50 PM on 4/29/2026.


	Project	SPORIFY	Document Type	OQ Script
			Document Version	1.0
Document Name	AG_SPOR_2026.1.0.0_OQ_Audit_Logs		Page	Page 30 of 128

Step No	Procedure Steps	Test Data	Expected Results	Actual Results	Test Status
	 <p>The screenshot displays the SPORIFY web application interface for viewing audit logs. The browser address bar shows 'preval.sporify.eu/Application#/auditLogs'. The page title is 'Audit logs'. On the left, there is a navigation menu with options like Dashboard, Substances, Products, Organisations, Referentials, Administration, Organization units, Roles, Users, Logs, Audit logs, Change logs, Authentication logs, Languages, Settings, Manage Systems, and Tags. The main content area shows a filter for 'Domain' set to 'SMS, OMS, RMS' and a 'Date Range' of '04/23/2026 - 04/29/2026'. A table of log entries is visible with columns for Time, User Name, Full Name, Service, and additional details. A dropdown menu for 'User Name' is open, showing a list of users including 'prevaladmin1', 'prevaladmin3', 'prevalnewuser01', 'prevaltestuser', 'prevaluser02', 'prevaluser3', and 'ProductsUser'. The table shows several entries for 'prevaladmin1' with various services like 'HostSetting' and 'GetPMSSettingsAsync'. The bottom of the page shows the Windows taskbar with the time '2:50 PM 4/29/2026'.</p>				

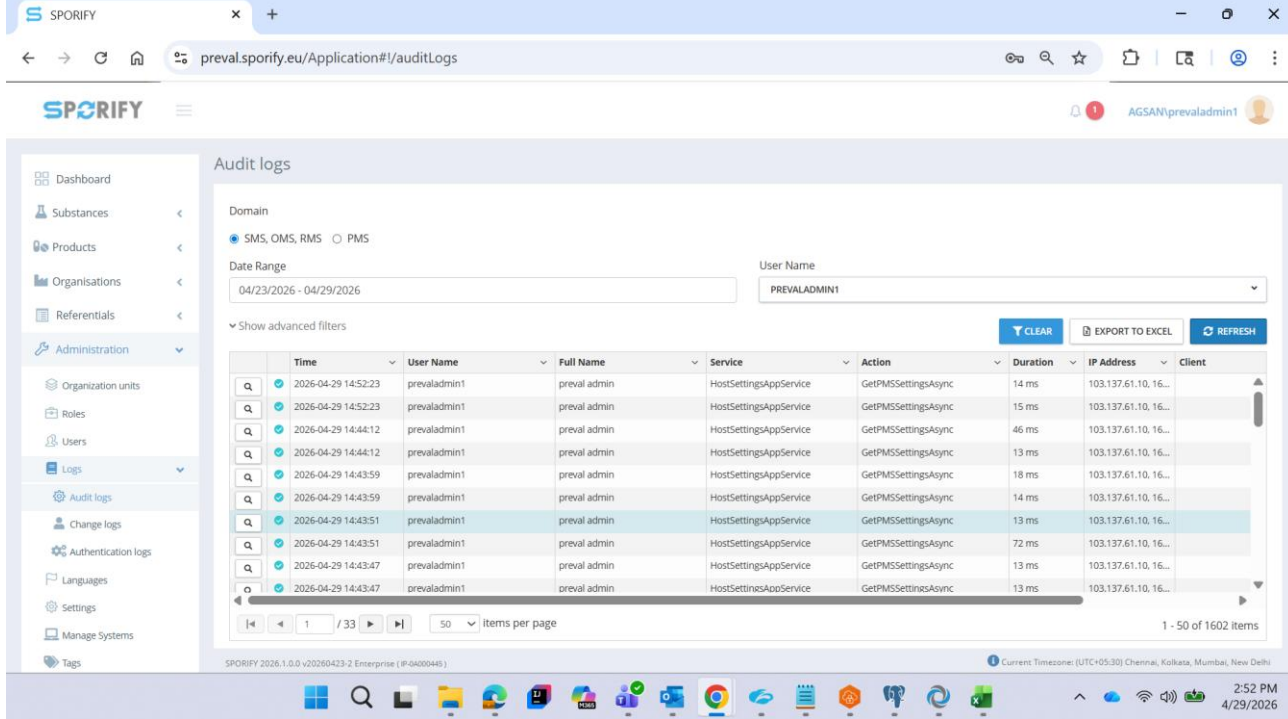
	Project	SPORIFY	Document Type	OQ Script
			Document Version	1.0
Document Name	AG_SPOR_2026.1.0.0_OQ_Audit_Logs		Page	Page 31 of 128

Step No	Procedure Steps	Test Data	Expected Results	Actual Results	Test Status
Step 11	Select a username as mentioned in test data column. *PS*	User Name: <user1>	The 'User Name' filter is set to the selected username.	User Name: prevaladmin1 AE Clive Don Rodrigues 29 Apr 2026 at 02:52 PM	Passed




	Project	SPORIFY	Document Type	OQ Script
			Document Version	1.0
Document Name	AG_SPOR_2026.1.0.0_OQ_Audit_Logs		Page	Page 32 of 128


Step No	Procedure Steps	Test Data	Expected Results	Actual Results	Test Status
Step 12	Click the 'Refresh' button. *PS*	NA	The filter is applied and the audit details as per the filter criteria is displayed.	AE Clive Don Rodrigues 29 Apr 2026 at 02:53 PM	Passed

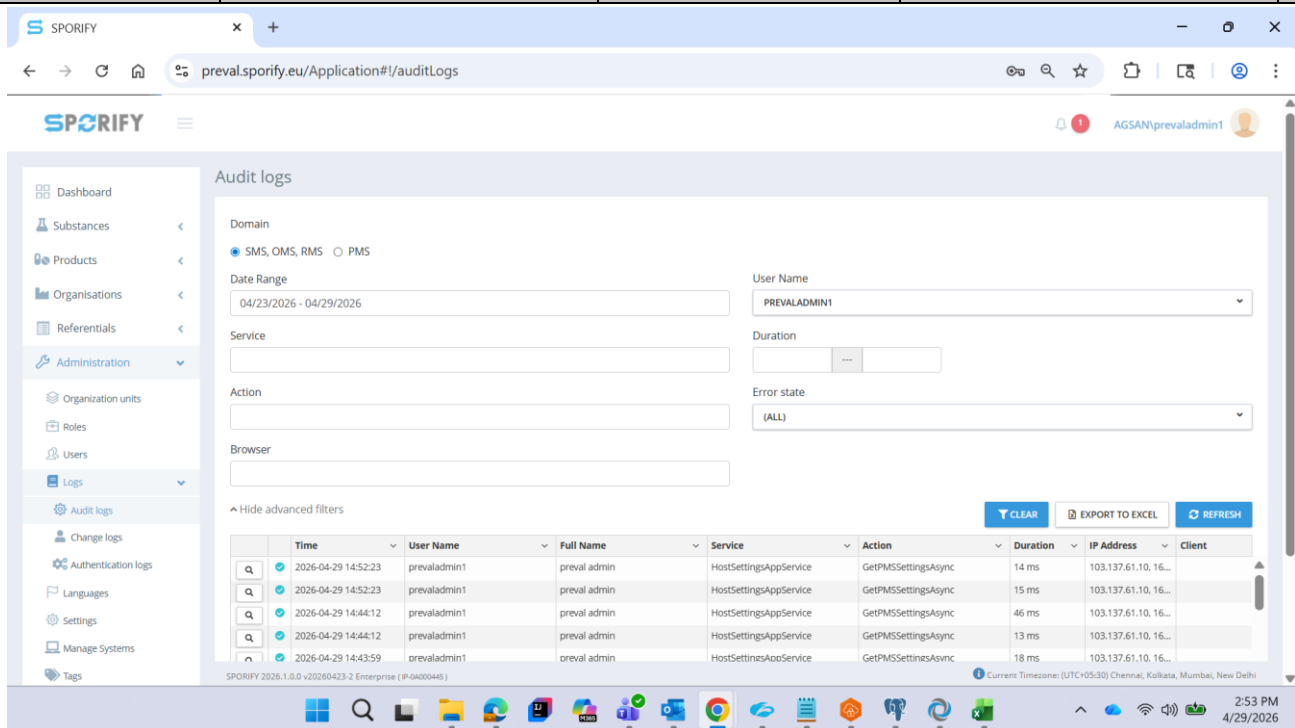



The screenshot displays the SPORIFY application's 'Audit logs' page. The interface includes a navigation sidebar on the left and a main content area. The main content area features a search and filter section with 'Domain' set to 'SMS, OMS, RMS' and 'PMS', a 'Date Range' of '04/23/2026 - 04/29/2026', and a 'User Name' of 'PREVALADMIN1'. Below this is a table of audit log entries. The table columns are: Time, User Name, Full Name, Service, Action, Duration, IP Address, and Client. The table shows 10 entries, all with a duration of 13-72 ms and IP address 103.137.61.10. The bottom of the page shows the current time as 2:52 PM on 4/29/2026.

	Project	SPORIFY	Document Type	OQ Script
			Document Version	1.0
Document Name	AG_SPOR_2026.1.0.0_OQ_Audit_Logs		Page	Page 33 of 128

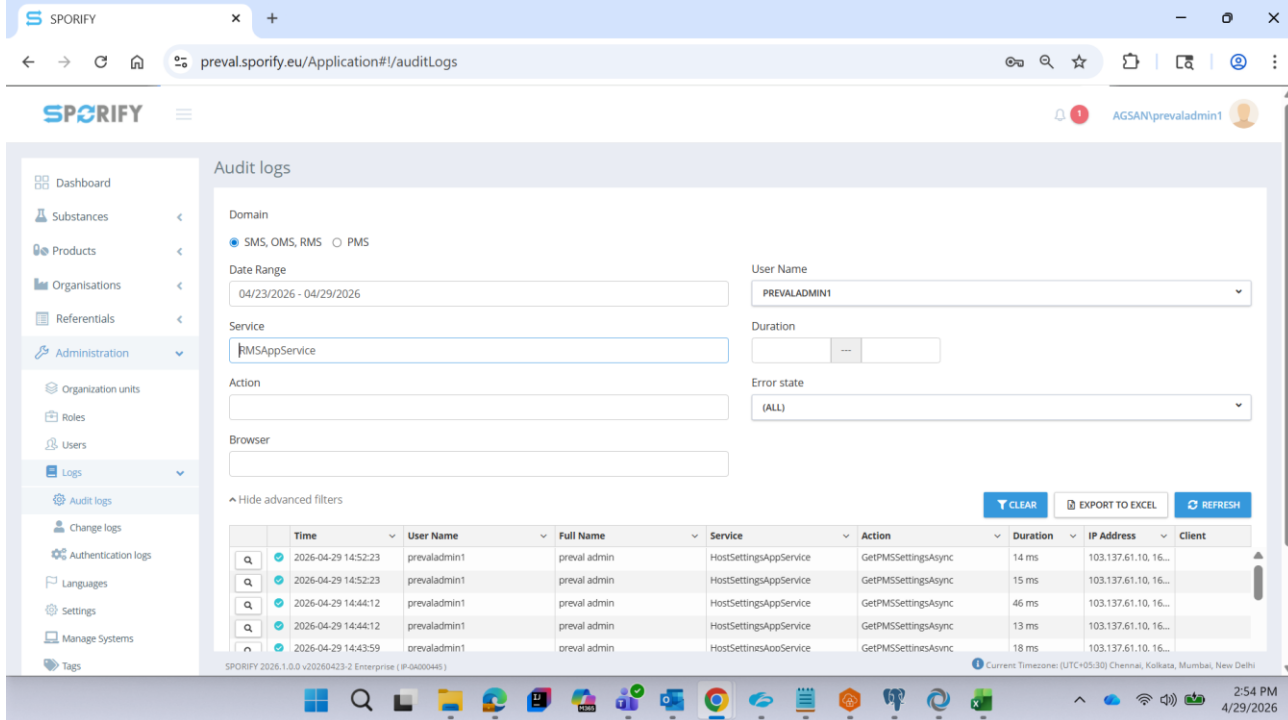
Step No	Procedure Steps	Test Data	Expected Results	Actual Results	Test Status
Step 13	FR_ADM_LOG_004: Click 'Show Advanced Filters'.	Service Duration Action Error State Browser	All available advanced filters as mentioned in test data column are displayed.	Service Duration Action Error State Browser AE Clive Don Rodrigues 29 Apr 2026 at 02:54 PM	Passed

	Project	SPORIFY	Document Type	OQ Script
			Document Version	1.0
Document Name	AG_SPOR_2026.1.0.0_OQ_Audit_Logs		Page	Page 34 of 128

Step No	Procedure Steps	Test Data	Expected Results	Actual Results	Test Status																																																
	 <p>The screenshot shows the SPORIFY Audit logs interface. The browser address bar is 'preval.sporify.eu/Application#/auditLogs'. The user is 'AGSAN\prevaladmin1'. The interface includes a sidebar with navigation options like Dashboard, Substances, Products, Organisations, Referentials, Administration, Organization units, Roles, Users, Logs, Audit logs, Change logs, Authentication logs, Languages, Settings, Manage Systems, and Tags. The main area is titled 'Audit logs' and contains filters for Domain (SMS, OMS, RMS, PMS), Date Range (04/23/2026 - 04/29/2026), User Name (PREVALADMIN1), Service, Duration, Action, Error state (ALL), and Browser. Below the filters is a table of audit logs with columns: Time, User Name, Full Name, Service, Action, Duration, IP Address, and Client. The table contains five entries for 'prevaladmin1' performing 'GetPMSSettingsAsync' actions on 'HostSettingsAppService' and 'HostSettingsAooService' between 14:42:23 and 14:43:59. Buttons for 'CLEAR', 'EXPORT TO EXCEL', and 'REFRESH' are visible above the table. The Windows taskbar at the bottom shows the time as 2:53 PM on 4/29/2026.</p> <table border="1"> <thead> <tr> <th>Time</th> <th>User Name</th> <th>Full Name</th> <th>Service</th> <th>Action</th> <th>Duration</th> <th>IP Address</th> <th>Client</th> </tr> </thead> <tbody> <tr> <td>2026-04-29 14:52:23</td> <td>prevaladmin1</td> <td>preval admin</td> <td>HostSettingsAppService</td> <td>GetPMSSettingsAsync</td> <td>14 ms</td> <td>103.137.61.10.16...</td> <td></td> </tr> <tr> <td>2026-04-29 14:52:23</td> <td>prevaladmin1</td> <td>preval admin</td> <td>HostSettingsAppService</td> <td>GetPMSSettingsAsync</td> <td>15 ms</td> <td>103.137.61.10.16...</td> <td></td> </tr> <tr> <td>2026-04-29 14:44:12</td> <td>prevaladmin1</td> <td>preval admin</td> <td>HostSettingsAppService</td> <td>GetPMSSettingsAsync</td> <td>46 ms</td> <td>103.137.61.10.16...</td> <td></td> </tr> <tr> <td>2026-04-29 14:44:12</td> <td>prevaladmin1</td> <td>preval admin</td> <td>HostSettingsAppService</td> <td>GetPMSSettingsAsync</td> <td>13 ms</td> <td>103.137.61.10.16...</td> <td></td> </tr> <tr> <td>2026-04-29 14:43:59</td> <td>prevaladmin1</td> <td>preval admin</td> <td>HostSettingsAooService</td> <td>GetPMSSettingsAsync</td> <td>18 ms</td> <td>103.137.61.10.16...</td> <td></td> </tr> </tbody> </table>					Time	User Name	Full Name	Service	Action	Duration	IP Address	Client	2026-04-29 14:52:23	prevaladmin1	preval admin	HostSettingsAppService	GetPMSSettingsAsync	14 ms	103.137.61.10.16...		2026-04-29 14:52:23	prevaladmin1	preval admin	HostSettingsAppService	GetPMSSettingsAsync	15 ms	103.137.61.10.16...		2026-04-29 14:44:12	prevaladmin1	preval admin	HostSettingsAppService	GetPMSSettingsAsync	46 ms	103.137.61.10.16...		2026-04-29 14:44:12	prevaladmin1	preval admin	HostSettingsAppService	GetPMSSettingsAsync	13 ms	103.137.61.10.16...		2026-04-29 14:43:59	prevaladmin1	preval admin	HostSettingsAooService	GetPMSSettingsAsync	18 ms	103.137.61.10.16...	
Time	User Name	Full Name	Service	Action	Duration	IP Address	Client																																														
2026-04-29 14:52:23	prevaladmin1	preval admin	HostSettingsAppService	GetPMSSettingsAsync	14 ms	103.137.61.10.16...																																															
2026-04-29 14:52:23	prevaladmin1	preval admin	HostSettingsAppService	GetPMSSettingsAsync	15 ms	103.137.61.10.16...																																															
2026-04-29 14:44:12	prevaladmin1	preval admin	HostSettingsAppService	GetPMSSettingsAsync	46 ms	103.137.61.10.16...																																															
2026-04-29 14:44:12	prevaladmin1	preval admin	HostSettingsAppService	GetPMSSettingsAsync	13 ms	103.137.61.10.16...																																															
2026-04-29 14:43:59	prevaladmin1	preval admin	HostSettingsAooService	GetPMSSettingsAsync	18 ms	103.137.61.10.16...																																															


	Project	SPORIFY	Document Type	OQ Script
			Document Version	1.0
Document Name	AG_SPOR_2026.1.0.0_OQ_Audit_Logs		Page	Page 35 of 128

Step No	Procedure Steps	Test Data	Expected Results	Actual Results	Test Status
Step 14	Enter the service name in the 'Service' field as mentioned in test data column. *PS*	Service: <RMSAppService>	The 'Service' filter is set to the inserted service.	Service: RMSAppService AE Clive Don Rodrigues 29 Apr 2026 at 02:55 PM	Passed

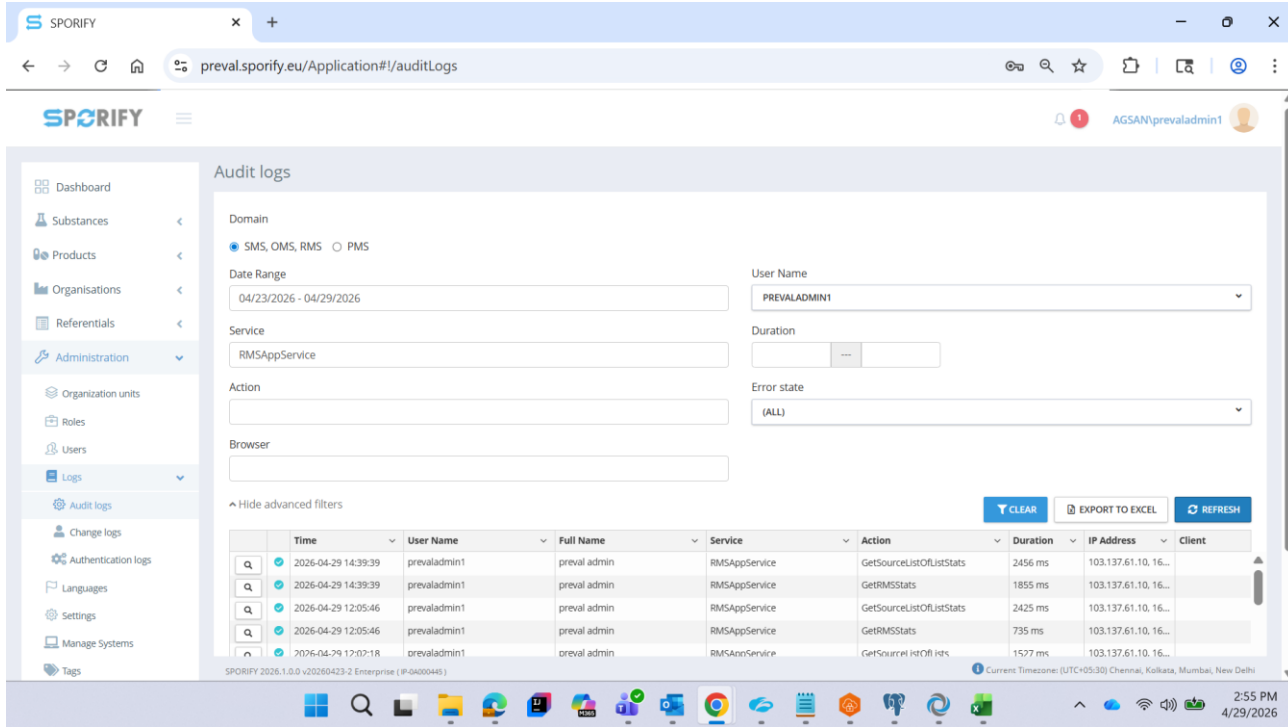


The screenshot displays the SPORIFY application's 'Audit logs' page. The browser address bar shows 'preval.sporify.eu/Application#/auditLogs'. The left sidebar contains navigation options like Dashboard, Substances, Products, Organisations, Referentials, Administration, and Logs. The main content area has filter controls for Domain (SMS, OMS, RMS, PMS), Date Range (04/23/2026 - 04/29/2026), User Name (PREVALADMIN1), Service (RMSAppService), Action, and Error state (ALL). Below the filters is a table of log entries with columns for Time, User Name, Full Name, Service, Action, Duration, IP Address, and Client.

Time	User Name	Full Name	Service	Action	Duration	IP Address	Client
2026-04-29 14:52:23	prevaladmin1	preval admin	HostSettingsAppService	GetPMSSettingsAsync	14 ms	103.137.61.10, 16...	
2026-04-29 14:52:23	prevaladmin1	preval admin	HostSettingsAppService	GetPMSSettingsAsync	15 ms	103.137.61.10, 16...	
2026-04-29 14:44:12	prevaladmin1	preval admin	HostSettingsAppService	GetPMSSettingsAsync	46 ms	103.137.61.10, 16...	
2026-04-29 14:44:12	prevaladmin1	preval admin	HostSettingsAppService	GetPMSSettingsAsync	13 ms	103.137.61.10, 16...	
2026-04-29 14:43:59	orevaladmin1	oreval admin	HostSettingsAooService	GetPMSSettingsAsync	18 ms	103.137.61.10, 16...	

	Project	SPORIFY	Document Type	OQ Script
			Document Version	1.0
Document Name	AG_SPOR_2026.1.0.0_OQ_Audit_Logs		Page	Page 36 of 128


Step No	Procedure Steps	Test Data	Expected Results	Actual Results	Test Status
Step 15	Click the 'Refresh' button. *PS*	NA	The filter is applied and the audit details as per the filter criteria is displayed.	AE Clive Don Rodrigues 29 Apr 2026 at 02:56 PM	Passed

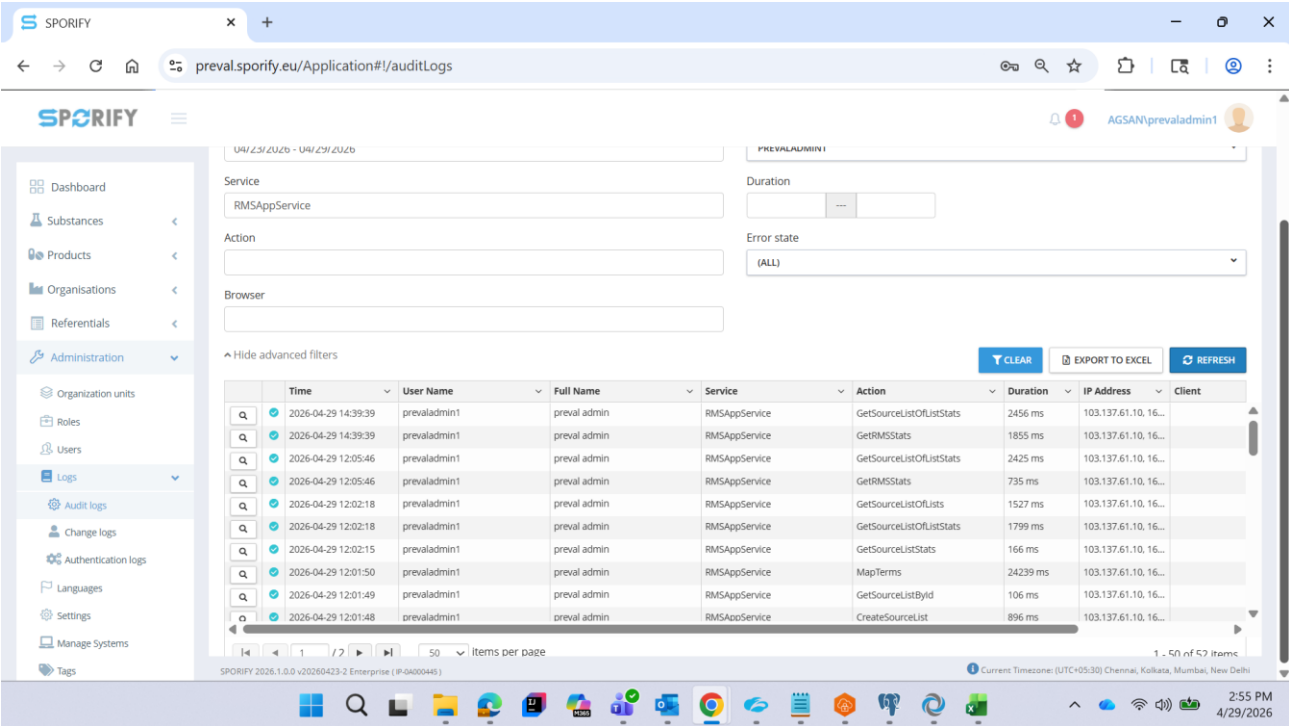



The screenshot displays the 'Audit logs' interface in the SPORIFY application. The left sidebar contains a navigation menu with items such as Dashboard, Substances, Products, Organisations, Referentials, Administration, Organization units, Roles, Users, Logs, Audit logs, Change logs, Authentication logs, Languages, Settings, Manage Systems, and Tags. The main area shows a filter configuration for the audit logs, including a domain selection (SMS, OMS, RMS, PMS), a date range from 04/23/2026 to 04/29/2026, a user name dropdown set to PREVALADMIN1, a service dropdown set to RMSAppService, an empty action field, and an error state dropdown set to (ALL). Below the filters are buttons for CLEAR, EXPORT TO EXCEL, and REFRESH. A table of audit logs is displayed with the following data:

Time	User Name	Full Name	Service	Action	Duration	IP Address	Client
2026-04-29 14:39:39	prevaladmin1	preval admin	RMSAppService	GetSourceListStats	2456 ms	103.137.61.10, 16...	
2026-04-29 14:39:39	prevaladmin1	preval admin	RMSAppService	GetRMSStats	1855 ms	103.137.61.10, 16...	
2026-04-29 12:05:46	prevaladmin1	preval admin	RMSAppService	GetSourceListStats	2425 ms	103.137.61.10, 16...	
2026-04-29 12:05:46	prevaladmin1	preval admin	RMSAppService	GetRMSStats	735 ms	103.137.61.10, 16...	
2026-04-29 12:02:18	orevaladmin1	preval admin	RMSAppService	GetSourceListStats	1527 ms	103.137.61.10, 16...	

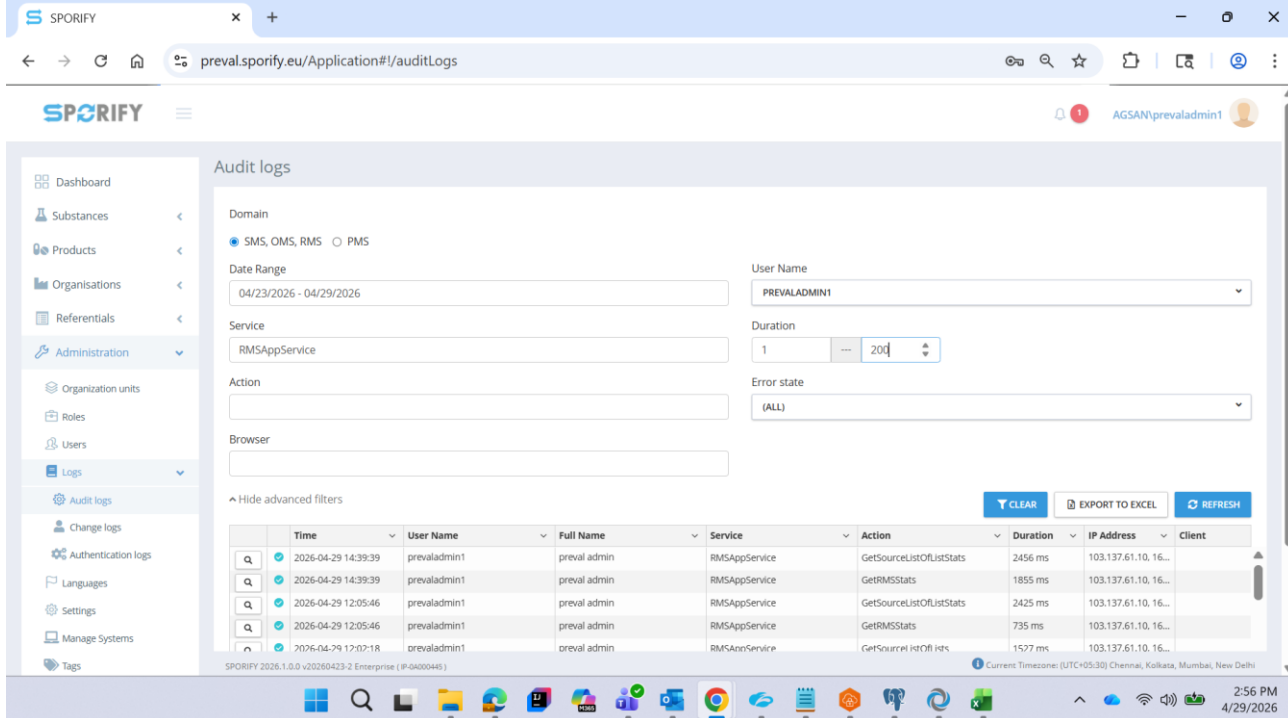
The bottom of the screenshot shows the Windows taskbar with the system clock indicating 2:55 PM on 4/29/2026. The application footer text reads: SPORIFY 2026.1.0.0 v20260423-2 Enterprise (P-04020445) and Current Timezone: (UTC+05:30) Chennai, Kolkata, Mumbai, New Delhi.


	Project	SPORIFY	Document Type	OQ Script
			Document Version	1.0
Document Name	AG_SPOR_2026.1.0.0_OQ_Audit_Logs		Page	Page 37 of 128

Step No	Procedure Steps	Test Data	Expected Results	Actual Results	Test Status
					

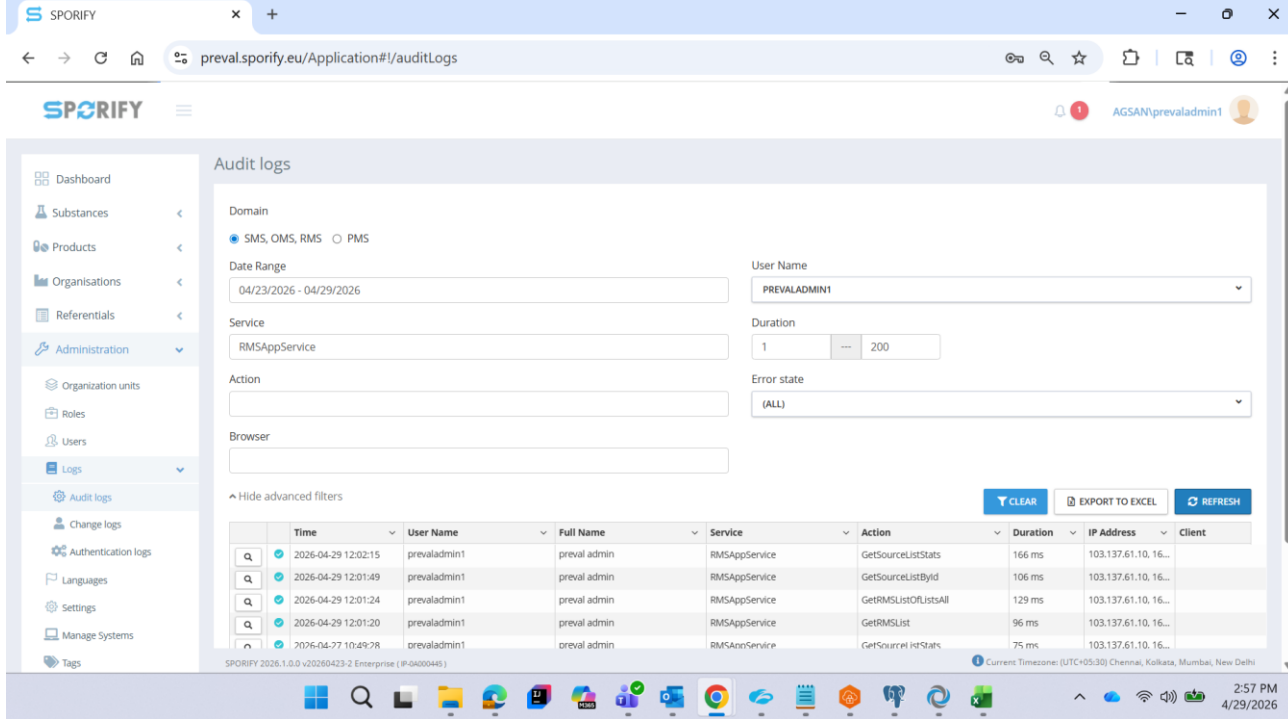
	Project	SPORIFY	Document Type	OQ Script
			Document Version	1.0
Document Name	AG_SPOR_2026.1.0.0_OQ_Audit_Logs		Page	Page 38 of 128

Step No	Procedure Steps	Test Data	Expected Results	Actual Results	Test Status
Step 16	Enter the value in the 'Duration' filter as mentioned in test data column. *PS*	Duration (first field): <1> Duration (second field): <200>	The 'Duration' filter is set to the inserted number of milliseconds.	Duration (first field): 1 Duration (second field): 200 AE Clive Don Rodrigues 29 Apr 2026 at 02:57 PM	Passed




	Project	SPORIFY	Document Type	OQ Script
			Document Version	1.0
Document Name	AG_SPOR_2026.1.0.0_OQ_Audit_Logs		Page	Page 39 of 128

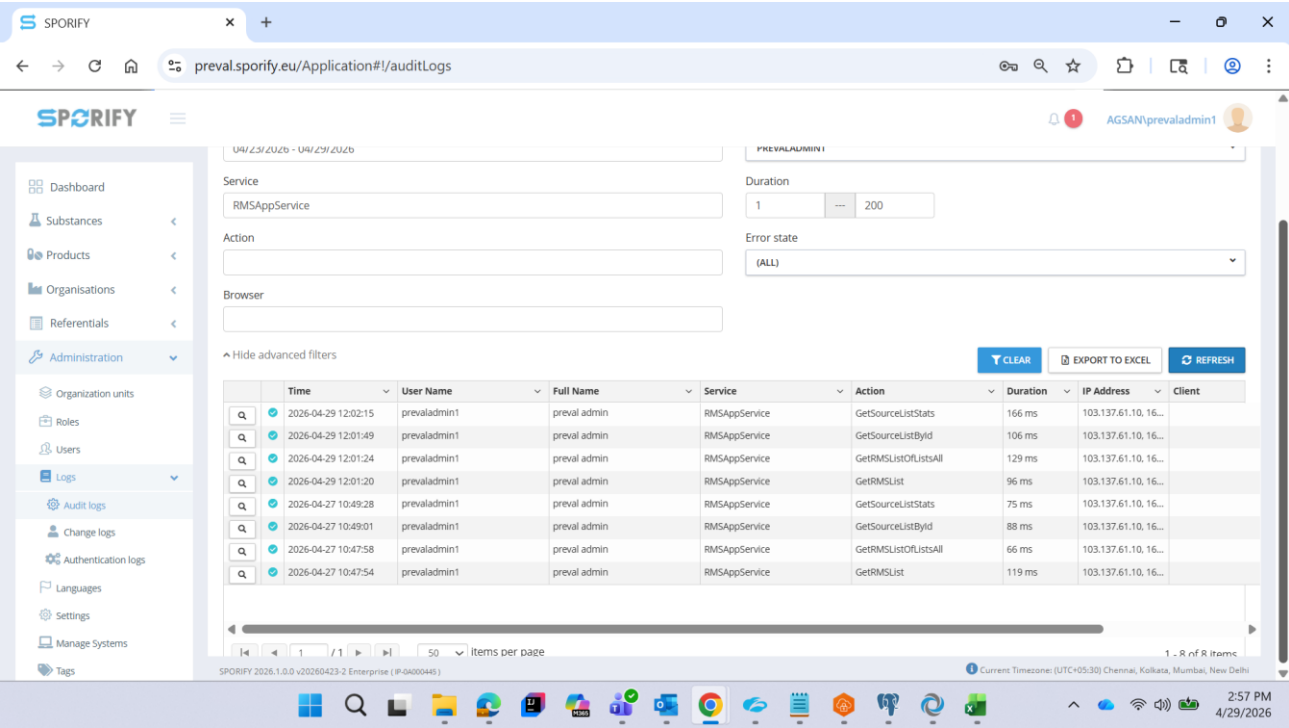
Step No	Procedure Steps	Test Data	Expected Results	Actual Results	Test Status
Step 17	Click the 'Refresh' button. *PS*	NA	The filter is applied and the audit details as per the filter criteria is displayed.	AE Clive Don Rodrigues 29 Apr 2026 at 02:58 PM	Passed




The screenshot displays the SPORIFY application's 'Audit logs' page. The browser window shows the URL 'preval.sporify.eu/Application#/auditLogs'. The application interface includes a sidebar with navigation options such as Dashboard, Substances, Products, Organisations, Referentials, Administration, Organization units, Roles, Users, Logs, Audit logs, Change logs, Authentication logs, Languages, Settings, Manage Systems, and Tags. The main content area shows filters for Domain (SMS, OMS, RMS, PMS), Date Range (04/23/2026 - 04/29/2026), Service (RMSAppService), Action, and Error state (ALL). A table of audit logs is displayed with columns for Time, User Name, Full Name, Service, Action, Duration, IP Address, and Client.

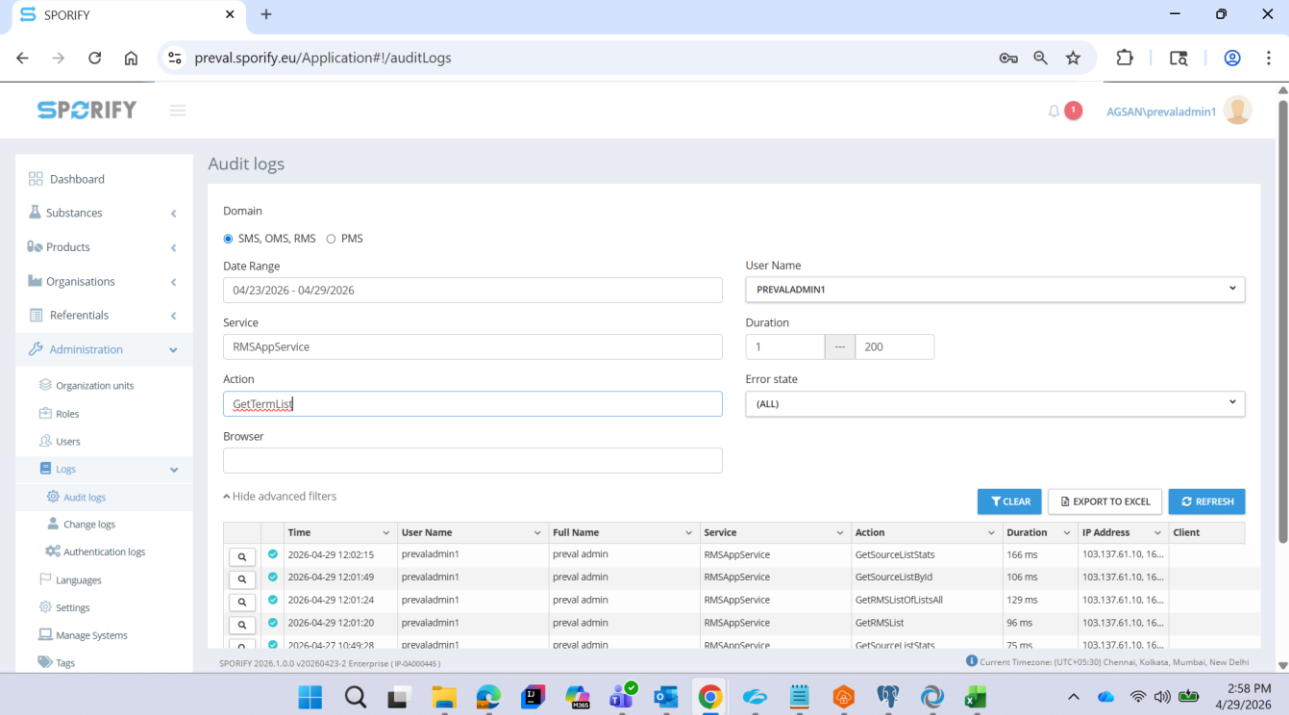
Time	User Name	Full Name	Service	Action	Duration	IP Address	Client
2026-04-29 12:02:15	prevaladmin1	preval admin	RMSAppService	GetSourceListStats	166 ms	103.137.61.10, 16...	
2026-04-29 12:01:49	prevaladmin1	preval admin	RMSAppService	GetSourceListById	106 ms	103.137.61.10, 16...	
2026-04-29 12:01:24	prevaladmin1	preval admin	RMSAppService	GetRMSListOfListsAll	129 ms	103.137.61.10, 16...	
2026-04-29 12:01:20	prevaladmin1	preval admin	RMSAppService	GetRMSList	96 ms	103.137.61.10, 16...	
2026-04-29 10:49:28	orevaladmin1	preval admin	RMSAppService	GetSourceListStats	75 ms	103.137.61.10, 16...	

	Project	SPORIFY	Document Type	OQ Script
			Document Version	1.0
Document Name	AG_SPOR_2026.1.0.0_OQ_Audit_Logs		Page	Page 40 of 128

Step No	Procedure Steps	Test Data	Expected Results	Actual Results	Test Status																																																																								
	 <p>The screenshot displays the SPORIFY application's audit logs. The browser window shows the URL 'preval.sporify.eu/Application#/auditLogs'. The application interface includes a sidebar with navigation options such as Dashboard, Substances, Products, Organisations, Referentials, and Administration. The main content area shows a search filter for 'PREVALADMIN1' and a table of audit logs. The table has columns for Time, User Name, Full Name, Service, Action, Duration, IP Address, and Client. The logs show various actions performed by 'prevaladmin1' on 'preval admin' using the 'RMSAppService'.</p> <table border="1"> <thead> <tr> <th>Time</th> <th>User Name</th> <th>Full Name</th> <th>Service</th> <th>Action</th> <th>Duration</th> <th>IP Address</th> <th>Client</th> </tr> </thead> <tbody> <tr> <td>2026-04-29 12:02:15</td> <td>prevaladmin1</td> <td>preval admin</td> <td>RMSAppService</td> <td>GetSourceListStats</td> <td>166 ms</td> <td>103.137.61.10, 16...</td> <td></td> </tr> <tr> <td>2026-04-29 12:01:49</td> <td>prevaladmin1</td> <td>preval admin</td> <td>RMSAppService</td> <td>GetSourceListById</td> <td>106 ms</td> <td>103.137.61.10, 16...</td> <td></td> </tr> <tr> <td>2026-04-29 12:01:24</td> <td>prevaladmin1</td> <td>preval admin</td> <td>RMSAppService</td> <td>GetRMSListOfListsAll</td> <td>129 ms</td> <td>103.137.61.10, 16...</td> <td></td> </tr> <tr> <td>2026-04-29 12:01:20</td> <td>prevaladmin1</td> <td>preval admin</td> <td>RMSAppService</td> <td>GetRMSList</td> <td>96 ms</td> <td>103.137.61.10, 16...</td> <td></td> </tr> <tr> <td>2026-04-27 10:49:28</td> <td>prevaladmin1</td> <td>preval admin</td> <td>RMSAppService</td> <td>GetSourceListStats</td> <td>75 ms</td> <td>103.137.61.10, 16...</td> <td></td> </tr> <tr> <td>2026-04-27 10:49:01</td> <td>prevaladmin1</td> <td>preval admin</td> <td>RMSAppService</td> <td>GetSourceListById</td> <td>88 ms</td> <td>103.137.61.10, 16...</td> <td></td> </tr> <tr> <td>2026-04-27 10:47:58</td> <td>prevaladmin1</td> <td>preval admin</td> <td>RMSAppService</td> <td>GetRMSListOfListsAll</td> <td>66 ms</td> <td>103.137.61.10, 16...</td> <td></td> </tr> <tr> <td>2026-04-27 10:47:54</td> <td>prevaladmin1</td> <td>preval admin</td> <td>RMSAppService</td> <td>GetRMSList</td> <td>119 ms</td> <td>103.137.61.10, 16...</td> <td></td> </tr> </tbody> </table>					Time	User Name	Full Name	Service	Action	Duration	IP Address	Client	2026-04-29 12:02:15	prevaladmin1	preval admin	RMSAppService	GetSourceListStats	166 ms	103.137.61.10, 16...		2026-04-29 12:01:49	prevaladmin1	preval admin	RMSAppService	GetSourceListById	106 ms	103.137.61.10, 16...		2026-04-29 12:01:24	prevaladmin1	preval admin	RMSAppService	GetRMSListOfListsAll	129 ms	103.137.61.10, 16...		2026-04-29 12:01:20	prevaladmin1	preval admin	RMSAppService	GetRMSList	96 ms	103.137.61.10, 16...		2026-04-27 10:49:28	prevaladmin1	preval admin	RMSAppService	GetSourceListStats	75 ms	103.137.61.10, 16...		2026-04-27 10:49:01	prevaladmin1	preval admin	RMSAppService	GetSourceListById	88 ms	103.137.61.10, 16...		2026-04-27 10:47:58	prevaladmin1	preval admin	RMSAppService	GetRMSListOfListsAll	66 ms	103.137.61.10, 16...		2026-04-27 10:47:54	prevaladmin1	preval admin	RMSAppService	GetRMSList	119 ms	103.137.61.10, 16...	
Time	User Name	Full Name	Service	Action	Duration	IP Address	Client																																																																						
2026-04-29 12:02:15	prevaladmin1	preval admin	RMSAppService	GetSourceListStats	166 ms	103.137.61.10, 16...																																																																							
2026-04-29 12:01:49	prevaladmin1	preval admin	RMSAppService	GetSourceListById	106 ms	103.137.61.10, 16...																																																																							
2026-04-29 12:01:24	prevaladmin1	preval admin	RMSAppService	GetRMSListOfListsAll	129 ms	103.137.61.10, 16...																																																																							
2026-04-29 12:01:20	prevaladmin1	preval admin	RMSAppService	GetRMSList	96 ms	103.137.61.10, 16...																																																																							
2026-04-27 10:49:28	prevaladmin1	preval admin	RMSAppService	GetSourceListStats	75 ms	103.137.61.10, 16...																																																																							
2026-04-27 10:49:01	prevaladmin1	preval admin	RMSAppService	GetSourceListById	88 ms	103.137.61.10, 16...																																																																							
2026-04-27 10:47:58	prevaladmin1	preval admin	RMSAppService	GetRMSListOfListsAll	66 ms	103.137.61.10, 16...																																																																							
2026-04-27 10:47:54	prevaladmin1	preval admin	RMSAppService	GetRMSList	119 ms	103.137.61.10, 16...																																																																							


	Project	SPORIFY	Document Type	OQ Script
			Document Version	1.0
Document Name	AG_SPOR_2026.1.0.0_OQ_Audit_Logs		Page	Page 41 of 128

Step No	Procedure Steps	Test Data	Expected Results	Actual Results	Test Status
Step 18	Enter the action name in the 'Action' field as mentioned in test data column. *PS*	Action: <GetTermList>	The 'Action' filter is set to the inserted action.	Action: GetTermList AE Clive Don Rodrigues 29 Apr 2026 at 02:59 PM	Passed

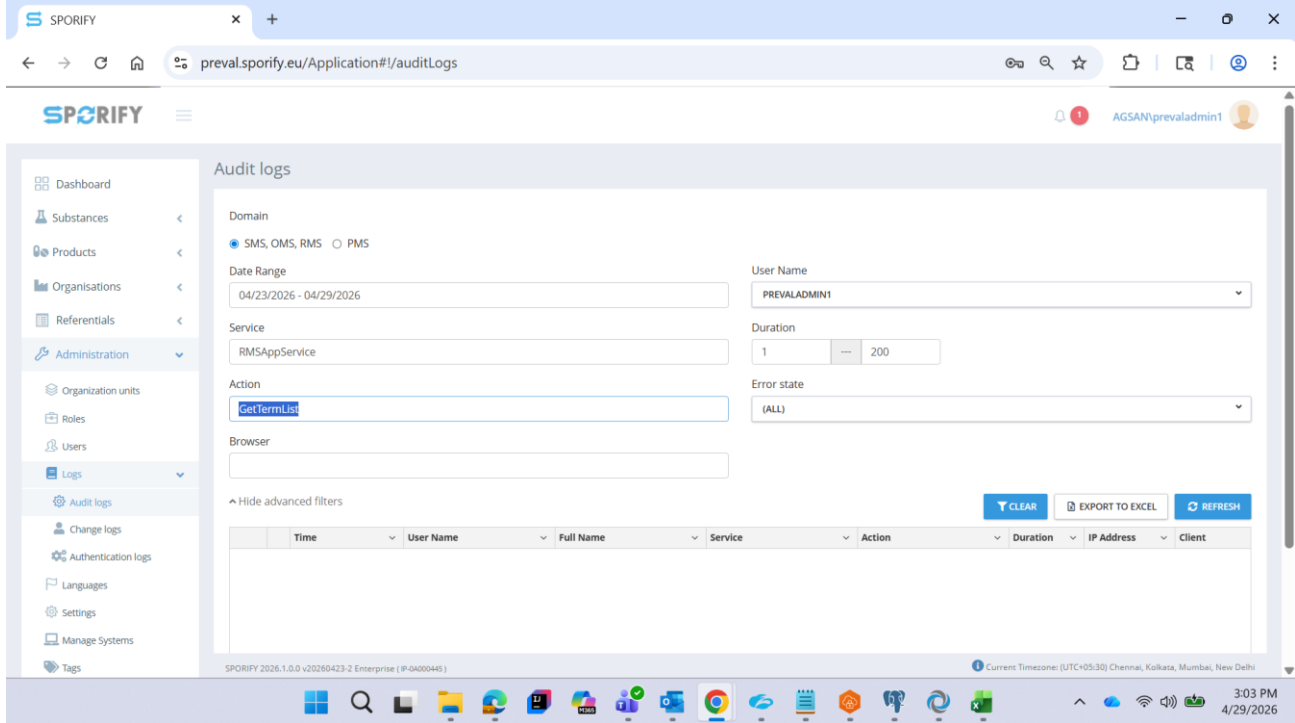


The screenshot displays the SPORIFY web application's 'Audit logs' page. The interface includes a sidebar with navigation options such as Dashboard, Substances, Products, Organisations, Referentials, Administration, Organization units, Roles, Users, Logs, Audit logs, Change logs, Authentication logs, Languages, Settings, Manage Systems, and Tags. The main content area shows filters for Domain (SMS, OMS, RMS, PMS), Date Range (04/23/2026 - 04/29/2026), Service (RMSAppService), Action (GetTermList), and Error state (ALL). Below the filters is a table of audit logs with columns for Time, User Name, Full Name, Service, Action, Duration, IP Address, and Client.


	Time	User Name	Full Name	Service	Action	Duration	IP Address	Client
🔍	2026-04-29 12:02:15	prevaladmin1	preval admin	RMSAppService	GetSourceListStats	166 ms	103.137.61.10. 16...	
🔍	2026-04-29 12:01:49	prevaladmin1	preval admin	RMSAppService	GetSourceListById	106 ms	103.137.61.10. 16...	
🔍	2026-04-29 12:01:24	prevaladmin1	preval admin	RMSAppService	GetRMSListOflistsAll	129 ms	103.137.61.10. 16...	
🔍	2026-04-29 12:01:20	prevaladmin1	preval admin	RMSAppService	GetRMSList	96 ms	103.137.61.10. 16...	
🔍	2026-04-29 10:49:78	prevaladmin1	preval admin	RMSAppService	GetSourceListStats	75 ms	103.137.61.10. 16...	

	Project	SPORIFY	Document Type	OQ Script
			Document Version	1.0
Document Name	AG_SPOR_2026.1.0.0_OQ_Audit_Logs		Page	Page 42 of 128

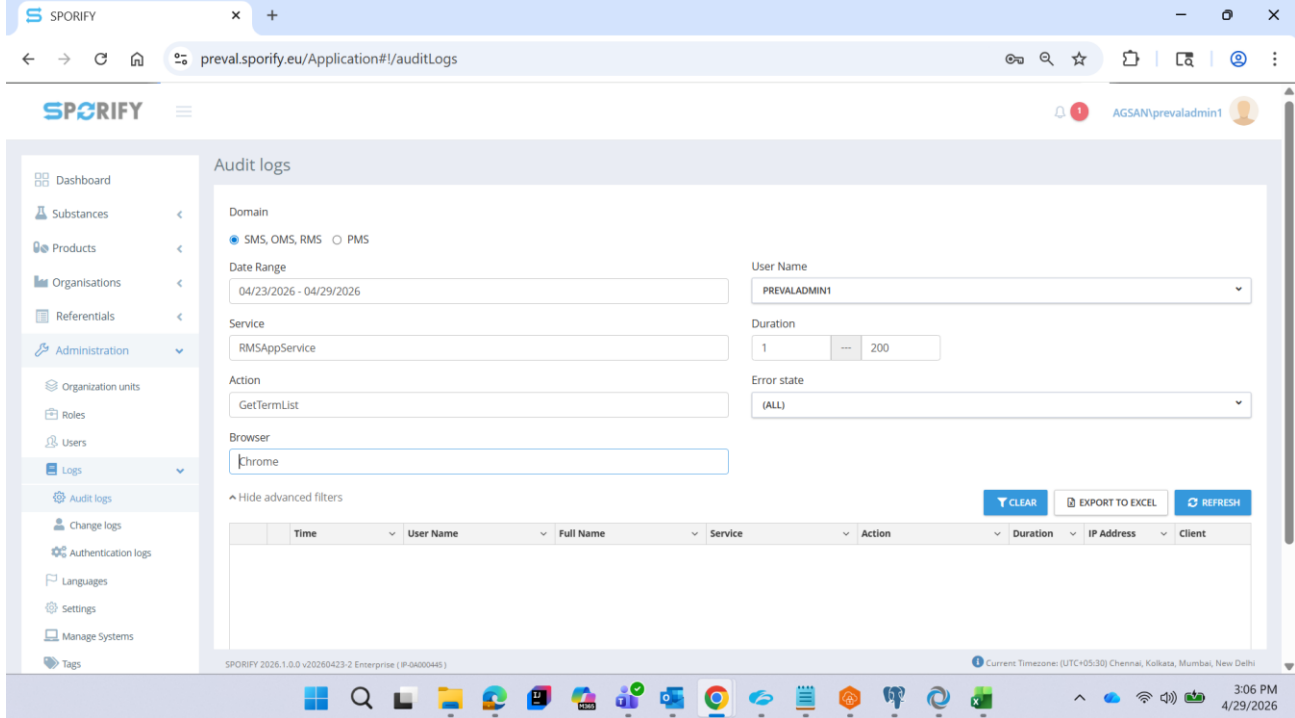
Step No	Procedure Steps	Test Data	Expected Results	Actual Results	Test Status
Step 19	Click the 'Refresh' button. *PS*	NA	The filter is applied and the audit details as per the filter criteria is displayed.	No data present for the Action GetTermList as per the test data in previous step AE Clive Don Rodrigues 29 Apr 2026 at 03:04 PM	Passed




The screenshot displays the SPORIFY application's 'Audit logs' page. The browser address bar shows 'preval.sporify.eu/Application#/auditLogs'. The user is logged in as 'AGSAN\prevaladmin1'. The left sidebar contains navigation options like Dashboard, Substances, Products, Organisations, Referentials, Administration, and Logs. The main content area has filters for Domain (SMS, OMS, RMS, PMS), Date Range (04/23/2026 - 04/29/2026), Service (RMSAppService), Action (GetTermList), and Error state (ALL). Buttons for CLEAR, EXPORT TO EXCEL, and REFRESH are visible. The audit log table has columns for Time, User Name, Full Name, Service, Action, Duration, IP Address, and Client.

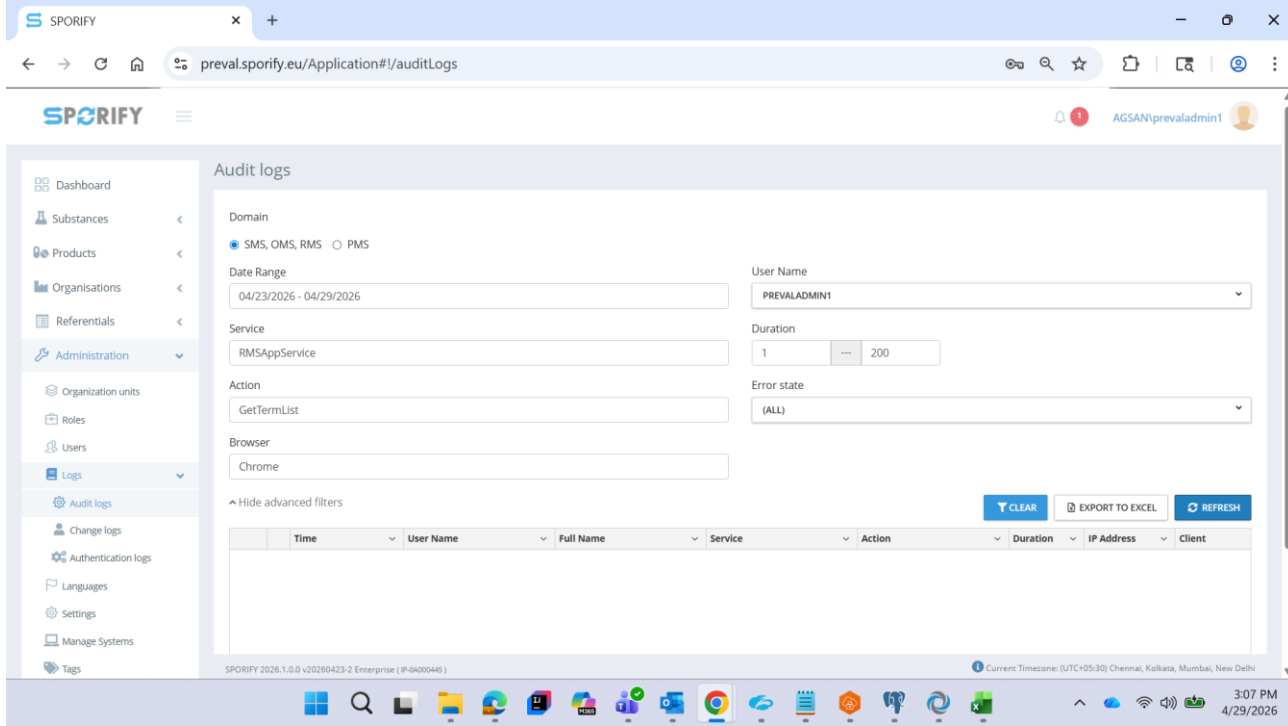
	Project	SPORIFY	Document Type	OQ Script
			Document Version	1.0
Document Name	AG_SPOR_2026.1.0.0_OQ_Audit_Logs		Page	Page 43 of 128

Step No	Procedure Steps	Test Data	Expected Results	Actual Results	Test Status
Step 20	Enter the browser name in the 'Browser' field as mentioned in test data column. *PS*	Browser: <Chrome>	The 'Browser' filter is set to the inserted browser.	Browser: Chrome AE Clive Don Rodrigues 29 Apr 2026 at 03:06 PM	Passed




	Project	SPORIFY	Document Type	OQ Script
			Document Version	1.0
Document Name	AG_SPOR_2026.1.0.0_OQ_Audit_Logs		Page	Page 44 of 128

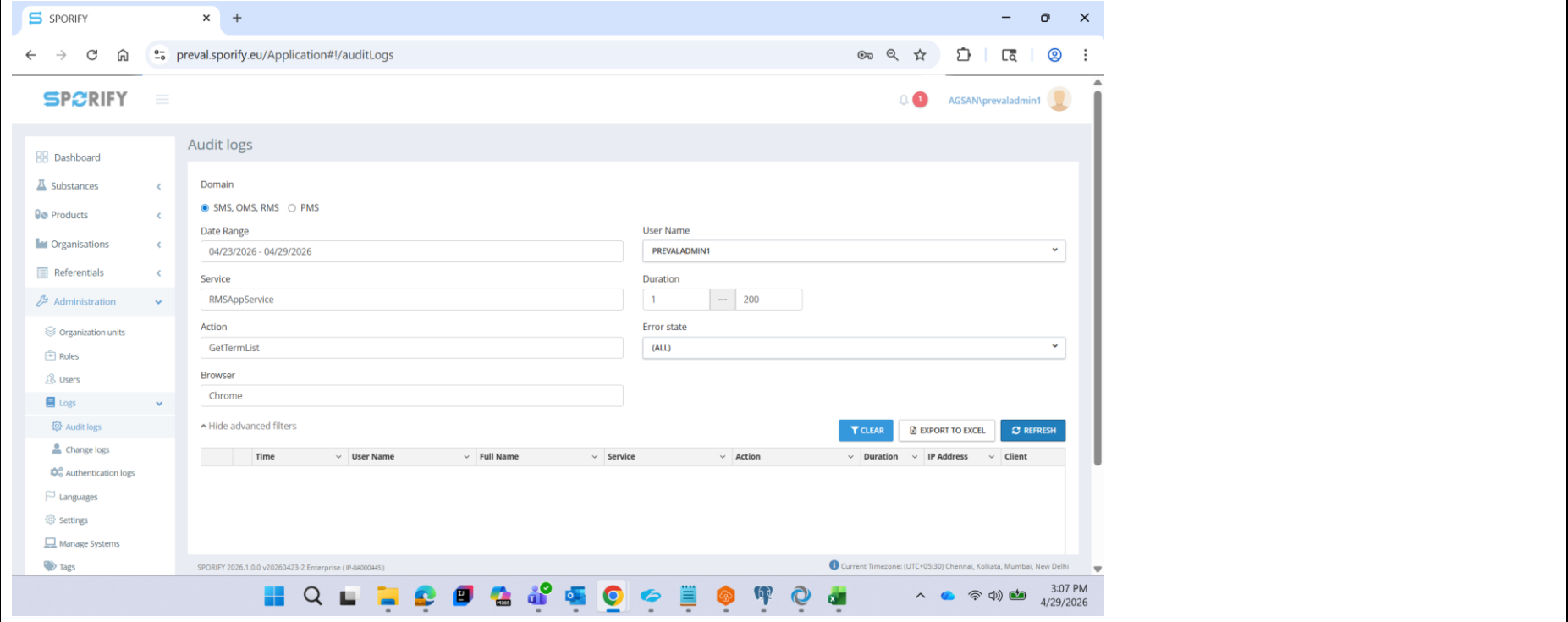
Step No	Procedure Steps	Test Data	Expected Results	Actual Results	Test Status
Step 21	Click the 'Refresh' button. *PS*	NA	The filter is applied and the audit details as per the filter criteria is displayed.	No Data is present as per the filter criteria AE Clive Don Rodrigues 29 Apr 2026 at 03:07 PM	Passed




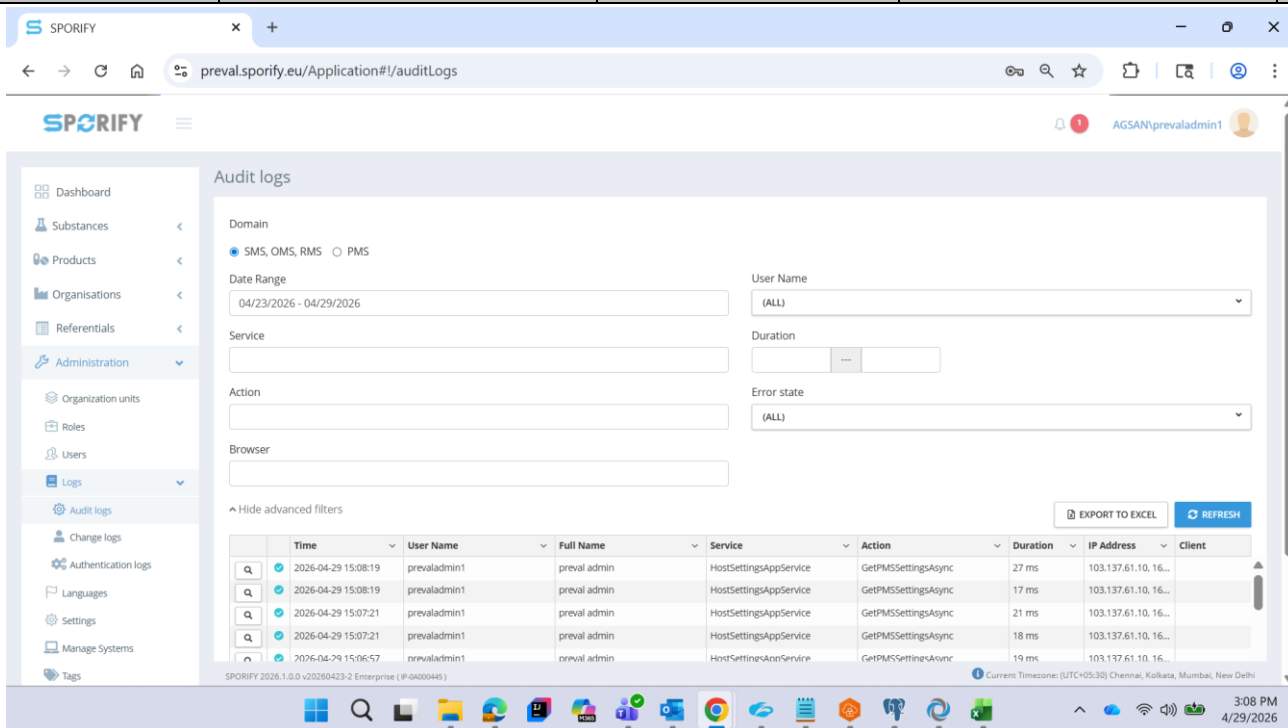
The screenshot displays the SPORIFY web application's 'Audit logs' page. The browser window shows the URL 'preval.sporify.eu/Application#/auditLogs'. The application interface features a sidebar with navigation options including Dashboard, Substances, Products, Organisations, Referentials, Administration, and Audit logs. The main content area is titled 'Audit logs' and contains several filter fields: Domain (SMS, OMS, RMS, PMS), Date Range (04/23/2026 - 04/29/2026), Service (RMSAppService), Action (GetTermList), Browser (Chrome), and User Name (PREVALADMIN1). There are also buttons for CLEAR, EXPORT TO EXCEL, and REFRESH. The table below the filters is currently empty, showing only the column headers: Time, User Name, Full Name, Service, Action, Duration, IP Address, and Client. The system status bar at the bottom indicates the current time as 3:07 PM on 4/29/2026.


	Project	SPORIFY	Document Type	OQ Script
			Document Version	1.0
Document Name	AG_SPOR_2026.1.0.0_OQ_Audit_Logs		Page	Page 45 of 128

Step No	Procedure Steps	Test Data	Expected Results	Actual Results	Test Status
Step 22	Click on Clear button. *PS*	NA	All the filter criteria are cleared and set to default value except Date Range field.	AE Clive Don Rodrigues 29 Apr 2026 at 03:09 PM	Passed




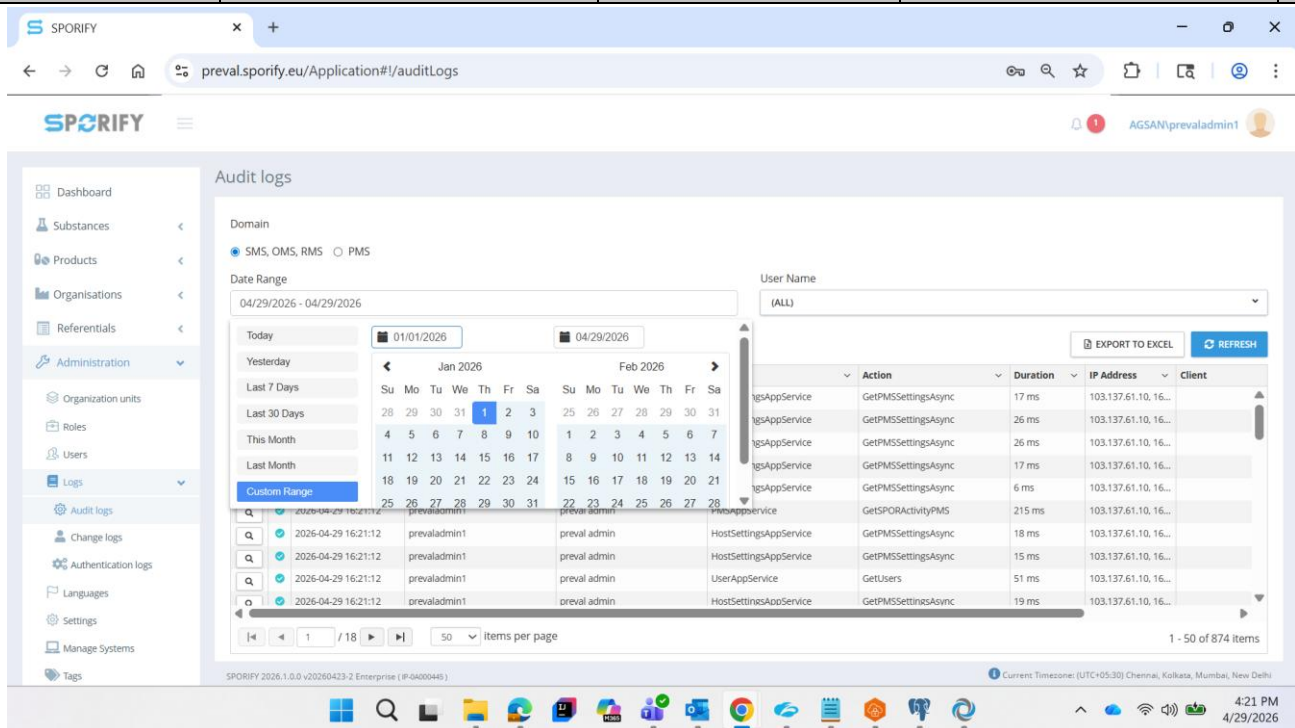
	Project	SPORIFY	Document Type	OQ Script
			Document Version	1.0
Document Name	AG_SPOR_2026.1.0.0_OQ_Audit_Logs		Page	Page 46 of 128


Step No	Procedure Steps	Test Data	Expected Results	Actual Results	Test Status																																																						
	 <p>The screenshot displays the 'Audit logs' page in the SPORIFY application. The interface includes a sidebar with navigation options like Dashboard, Substances, Products, Organisations, Referentials, Administration, and Logs. The main content area shows filters for Domain (SMS, OMS, RMS, PMS), Date Range (04/23/2026 - 04/29/2026), User Name (ALL), Service, Duration, Action, Error state, and Browser. Below the filters is a table of audit log entries.</p> <table border="1"> <thead> <tr> <th></th> <th>Time</th> <th>User Name</th> <th>Full Name</th> <th>Service</th> <th>Action</th> <th>Duration</th> <th>IP Address</th> <th>Client</th> </tr> </thead> <tbody> <tr> <td>🔍</td> <td>2026-04-29 15:08:19</td> <td>prevaladmin1</td> <td>preval admin</td> <td>HostSettingsAppService</td> <td>GetPMSSettingsAsync</td> <td>27 ms</td> <td>103.137.61.10.16...</td> <td></td> </tr> <tr> <td>🔍</td> <td>2026-04-29 15:08:19</td> <td>prevaladmin1</td> <td>preval admin</td> <td>HostSettingsAppService</td> <td>GetPMSSettingsAsync</td> <td>17 ms</td> <td>103.137.61.10.16...</td> <td></td> </tr> <tr> <td>🔍</td> <td>2026-04-29 15:07:21</td> <td>prevaladmin1</td> <td>preval admin</td> <td>HostSettingsAppService</td> <td>GetPMSSettingsAsync</td> <td>21 ms</td> <td>103.137.61.10.16...</td> <td></td> </tr> <tr> <td>🔍</td> <td>2026-04-29 15:07:21</td> <td>prevaladmin1</td> <td>preval admin</td> <td>HostSettingsAppService</td> <td>GetPMSSettingsAsync</td> <td>18 ms</td> <td>103.137.61.10.16...</td> <td></td> </tr> <tr> <td>🔍</td> <td>2026-04-29 15:06:57</td> <td>prevaladmin1</td> <td>preval admin</td> <td>HostSettingsAppService</td> <td>GetPMSSettingsAsync</td> <td>19 ms</td> <td>103.137.61.10.16...</td> <td></td> </tr> </tbody> </table>						Time	User Name	Full Name	Service	Action	Duration	IP Address	Client	🔍	2026-04-29 15:08:19	prevaladmin1	preval admin	HostSettingsAppService	GetPMSSettingsAsync	27 ms	103.137.61.10.16...		🔍	2026-04-29 15:08:19	prevaladmin1	preval admin	HostSettingsAppService	GetPMSSettingsAsync	17 ms	103.137.61.10.16...		🔍	2026-04-29 15:07:21	prevaladmin1	preval admin	HostSettingsAppService	GetPMSSettingsAsync	21 ms	103.137.61.10.16...		🔍	2026-04-29 15:07:21	prevaladmin1	preval admin	HostSettingsAppService	GetPMSSettingsAsync	18 ms	103.137.61.10.16...		🔍	2026-04-29 15:06:57	prevaladmin1	preval admin	HostSettingsAppService	GetPMSSettingsAsync	19 ms	103.137.61.10.16...	
	Time	User Name	Full Name	Service	Action	Duration	IP Address	Client																																																			
🔍	2026-04-29 15:08:19	prevaladmin1	preval admin	HostSettingsAppService	GetPMSSettingsAsync	27 ms	103.137.61.10.16...																																																				
🔍	2026-04-29 15:08:19	prevaladmin1	preval admin	HostSettingsAppService	GetPMSSettingsAsync	17 ms	103.137.61.10.16...																																																				
🔍	2026-04-29 15:07:21	prevaladmin1	preval admin	HostSettingsAppService	GetPMSSettingsAsync	21 ms	103.137.61.10.16...																																																				
🔍	2026-04-29 15:07:21	prevaladmin1	preval admin	HostSettingsAppService	GetPMSSettingsAsync	18 ms	103.137.61.10.16...																																																				
🔍	2026-04-29 15:06:57	prevaladmin1	preval admin	HostSettingsAppService	GetPMSSettingsAsync	19 ms	103.137.61.10.16...																																																				

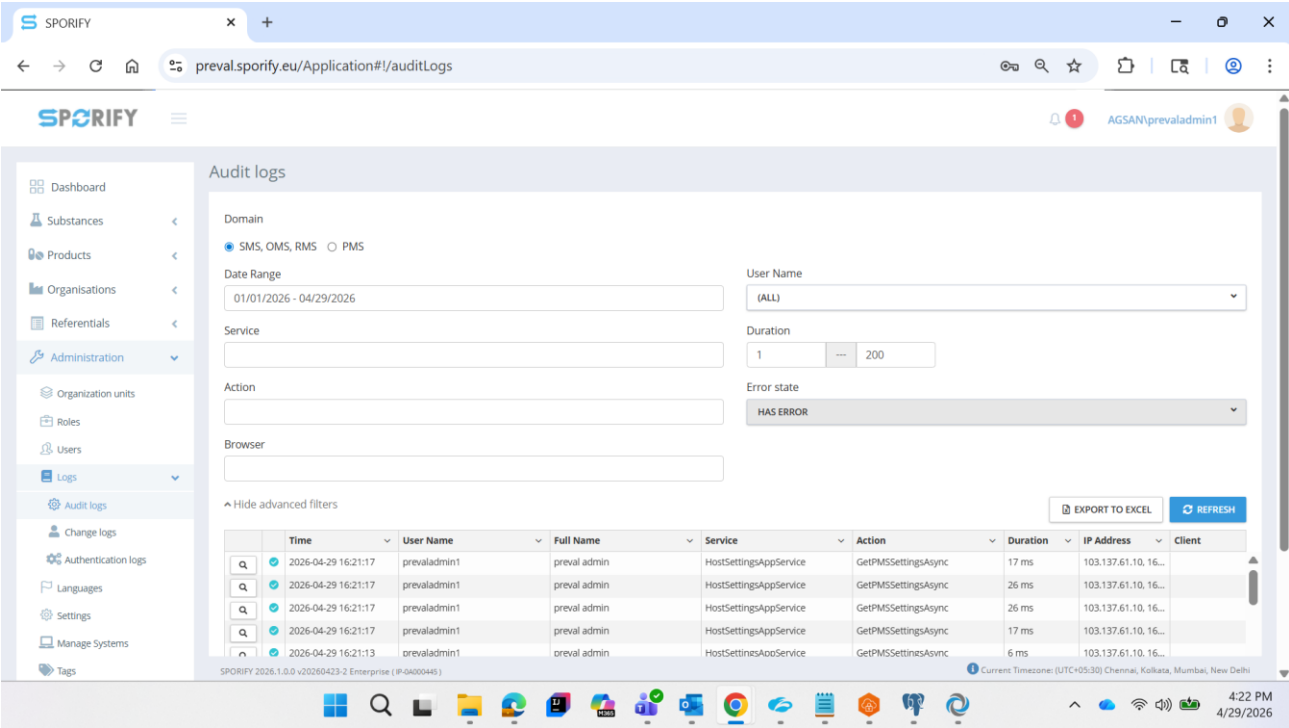
	Project	SPORIFY	Document Type	OQ Script
			Document Version	1.0
Document Name	AG_SPOR_2026.1.0.0_OQ_Audit_Logs		Page	Page 47 of 128


Step No	Procedure Steps	Test Data	Expected Results	Actual Results	Test Status
Step 23	Enter the filter criteria as mentioned in test data column. *PS*	Date Range: <Custom Range-01/01/2026 – current date> User Name: All Duration (first field): <1> Duration (second field): <200> Error state: HAS ERROR	All the filters are set as mentioned in test data column.	Date Range: Custom Range-01/01/2026 – 04/29/2026 User Name: All Duration (first field): 1 Duration (second field): 200 Error state:HAS ERROR AE Clive Don Rodrigues 29 Apr 2026 at 04:23 PM	Passed

	Project	SPORIFY	Document Type	OQ Script
			Document Version	1.0
Document Name	AG_SPOR_2026.1.0.0_OQ_Audit_Logs		Page	Page 48 of 128

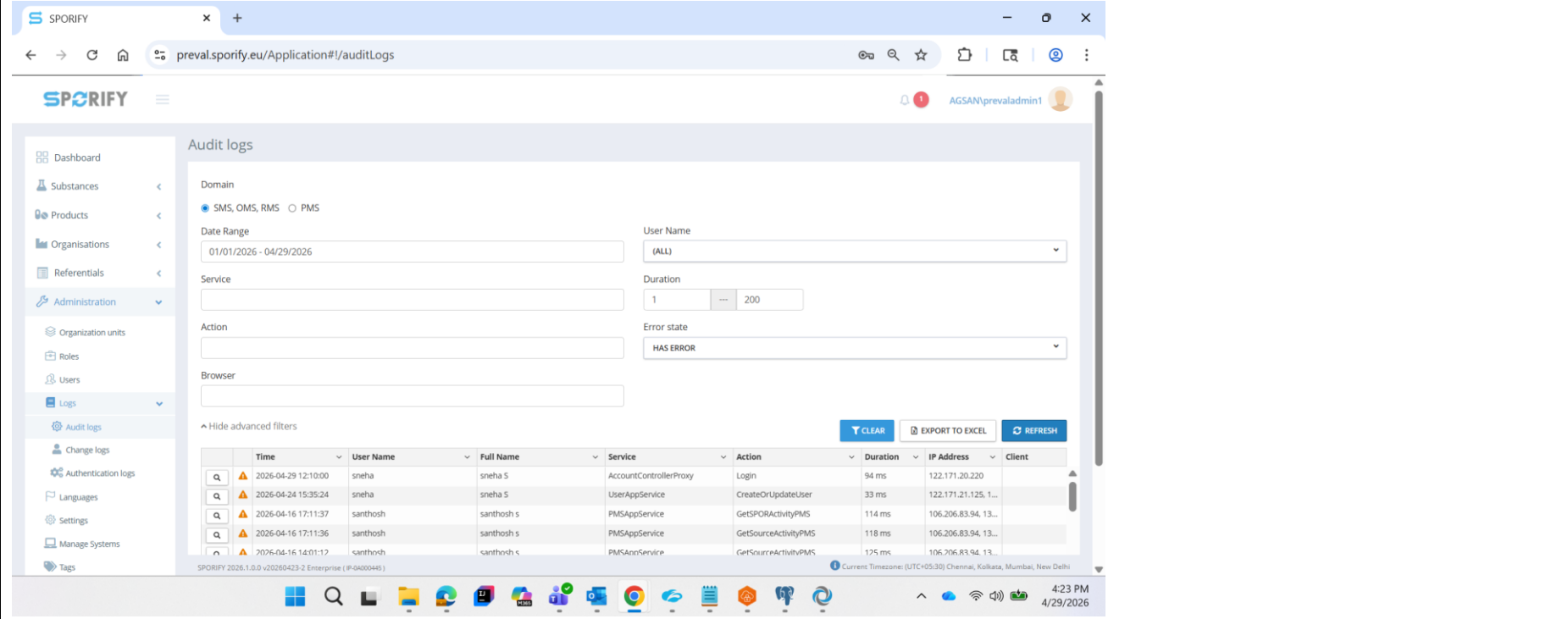
Step No	Procedure Steps	Test Data	Expected Results	Actual Results	Test Status
 <p>The screenshot shows the SPORIFY web application interface for viewing audit logs. The browser address bar shows 'preval.sporify.eu/Application#/auditLogs'. The user is logged in as 'AGSAN/prevaladmin1'. The interface includes a sidebar with navigation options like Dashboard, Substances, Products, Organisations, Referentials, Administration, Organization units, Roles, Users, Logs, Audit logs, Change logs, Authentication logs, Languages, Settings, Manage Systems, and Tags. The main content area is titled 'Audit logs' and shows a domain filter for 'SMS, OMS, RMS, PMS'. The date range is set to '04/29/2026 - 04/29/2026'. A calendar view shows the current date as 04/29/2026. A table of audit logs is displayed with columns for Action, Duration, IP Address, and Client. The table shows several entries for 'GetPMSSettingsAsync' and 'HostSettingsAppService' actions performed by 'prevaladmin1' from IP address '103.137.61.10.16...'. The table also includes an 'EXPORT TO EXCEL' button and a 'REFRESH' button. The bottom of the interface shows the system tray with the time '4:21 PM' and date '4/29/2026'.</p>					

	Project	SPORIFY	Document Type	OQ Script
			Document Version	1.0
Document Name	AG_SPOR_2026.1.0.0_OQ_Audit_Logs		Page	Page 49 of 128

Step No	Procedure Steps	Test Data	Expected Results	Actual Results	Test Status																																																						
	 <table border="1"> <thead> <tr> <th></th> <th>Time</th> <th>User Name</th> <th>Full Name</th> <th>Service</th> <th>Action</th> <th>Duration</th> <th>IP Address</th> <th>Client</th> </tr> </thead> <tbody> <tr> <td>🔍</td> <td>2026-04-29 16:21:17</td> <td>prevaladmin1</td> <td>preval admin</td> <td>HostSettingsAppService</td> <td>GetPMSSettingsAsync</td> <td>17 ms</td> <td>103.137.61.10. 16...</td> <td></td> </tr> <tr> <td>🔍</td> <td>2026-04-29 16:21:17</td> <td>prevaladmin1</td> <td>preval admin</td> <td>HostSettingsAppService</td> <td>GetPMSSettingsAsync</td> <td>26 ms</td> <td>103.137.61.10. 16...</td> <td></td> </tr> <tr> <td>🔍</td> <td>2026-04-29 16:21:17</td> <td>prevaladmin1</td> <td>preval admin</td> <td>HostSettingsAppService</td> <td>GetPMSSettingsAsync</td> <td>26 ms</td> <td>103.137.61.10. 16...</td> <td></td> </tr> <tr> <td>🔍</td> <td>2026-04-29 16:21:17</td> <td>prevaladmin1</td> <td>preval admin</td> <td>HostSettingsAppService</td> <td>GetPMSSettingsAsync</td> <td>17 ms</td> <td>103.137.61.10. 16...</td> <td></td> </tr> <tr> <td>🔍</td> <td>2026-04-29 16:21:13</td> <td>prevaladmin1</td> <td>preval admin</td> <td>HostSettingsAppService</td> <td>GetPMSSettingsAsync</td> <td>6 ms</td> <td>103.137.61.10. 16...</td> <td></td> </tr> </tbody> </table>						Time	User Name	Full Name	Service	Action	Duration	IP Address	Client	🔍	2026-04-29 16:21:17	prevaladmin1	preval admin	HostSettingsAppService	GetPMSSettingsAsync	17 ms	103.137.61.10. 16...		🔍	2026-04-29 16:21:17	prevaladmin1	preval admin	HostSettingsAppService	GetPMSSettingsAsync	26 ms	103.137.61.10. 16...		🔍	2026-04-29 16:21:17	prevaladmin1	preval admin	HostSettingsAppService	GetPMSSettingsAsync	26 ms	103.137.61.10. 16...		🔍	2026-04-29 16:21:17	prevaladmin1	preval admin	HostSettingsAppService	GetPMSSettingsAsync	17 ms	103.137.61.10. 16...		🔍	2026-04-29 16:21:13	prevaladmin1	preval admin	HostSettingsAppService	GetPMSSettingsAsync	6 ms	103.137.61.10. 16...	
	Time	User Name	Full Name	Service	Action	Duration	IP Address	Client																																																			
🔍	2026-04-29 16:21:17	prevaladmin1	preval admin	HostSettingsAppService	GetPMSSettingsAsync	17 ms	103.137.61.10. 16...																																																				
🔍	2026-04-29 16:21:17	prevaladmin1	preval admin	HostSettingsAppService	GetPMSSettingsAsync	26 ms	103.137.61.10. 16...																																																				
🔍	2026-04-29 16:21:17	prevaladmin1	preval admin	HostSettingsAppService	GetPMSSettingsAsync	26 ms	103.137.61.10. 16...																																																				
🔍	2026-04-29 16:21:17	prevaladmin1	preval admin	HostSettingsAppService	GetPMSSettingsAsync	17 ms	103.137.61.10. 16...																																																				
🔍	2026-04-29 16:21:13	prevaladmin1	preval admin	HostSettingsAppService	GetPMSSettingsAsync	6 ms	103.137.61.10. 16...																																																				


	Project	SPORIFY	Document Type	OQ Script
			Document Version	1.0
Document Name	AG_SPOR_2026.1.0.0_OQ_Audit_Logs		Page	Page 50 of 128

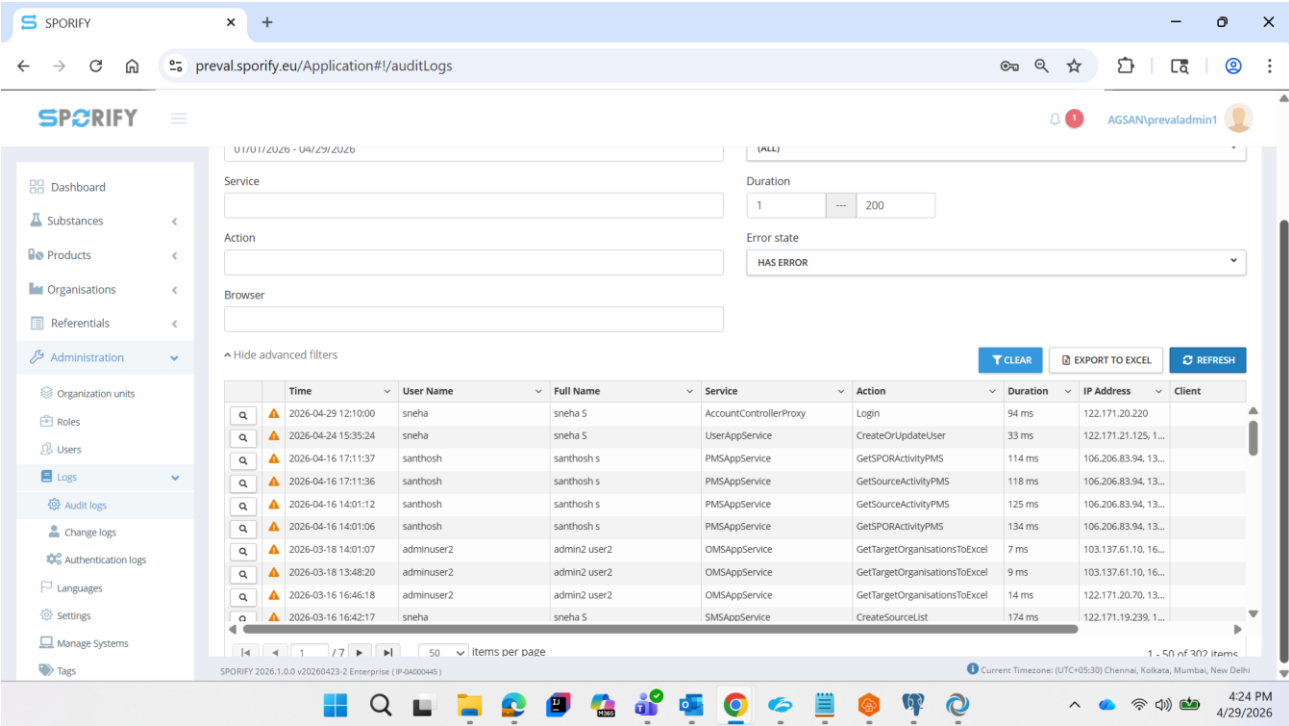
Step No	Procedure Steps	Test Data	Expected Results	Actual Results	Test Status
Step 24	Click the 'Refresh' button. *PS*	NA	The filter is applied and the audit details which has error state are only displayed.	AE Clive Don Rodrigues 29 Apr 2026 at 04:24 PM	Passed




The screenshot displays the SPORIFY application's 'Audit logs' interface. The left sidebar contains a navigation menu with categories like 'Administration' and 'Logs'. The main area features several filter fields: 'Domain' (SMS, OMS, RMS, PMS), 'Date Range' (01/01/2026 - 04/29/2026), 'User Name' ((ALL)), 'Duration' (1 to 200), 'Action', 'Error state' (HAS ERROR), and 'Browser'. Below these filters is a table of audit logs with the following data:


Time	User Name	Full Name	Service	Action	Duration	IP Address	Client
2026-04-29 12:10:00	sneha	sneha S	AccountControllerProxy	Login	94 ms	122.171.20.220	
2026-04-24 15:35:24	sneha	sneha S	UserAppService	CreateOrUpdateUser	33 ms	122.171.21.125, 1...	
2026-04-16 17:11:37	santhosh	santhosh s	PMSAppService	GetSPORActivityPMS	114 ms	106.206.83.94, 13...	
2026-04-16 17:11:36	santhosh	santhosh s	PMSAppService	GetSourceActivityPMS	118 ms	106.206.83.94, 13...	
2026-04-16 14:01:12	santhosh	santhosh s	PMSAppService	GetSourceActivityPMS	125 ms	106.206.83.94, 13...	

	Project	SPORIFY	Document Type	OQ Script
			Document Version	1.0
Document Name	AG_SPOR_2026.1.0.0_OQ_Audit_Logs		Page	Page 51 of 128


Step No	Procedure Steps	Test Data	Expected Results	Actual Results	Test Status
					

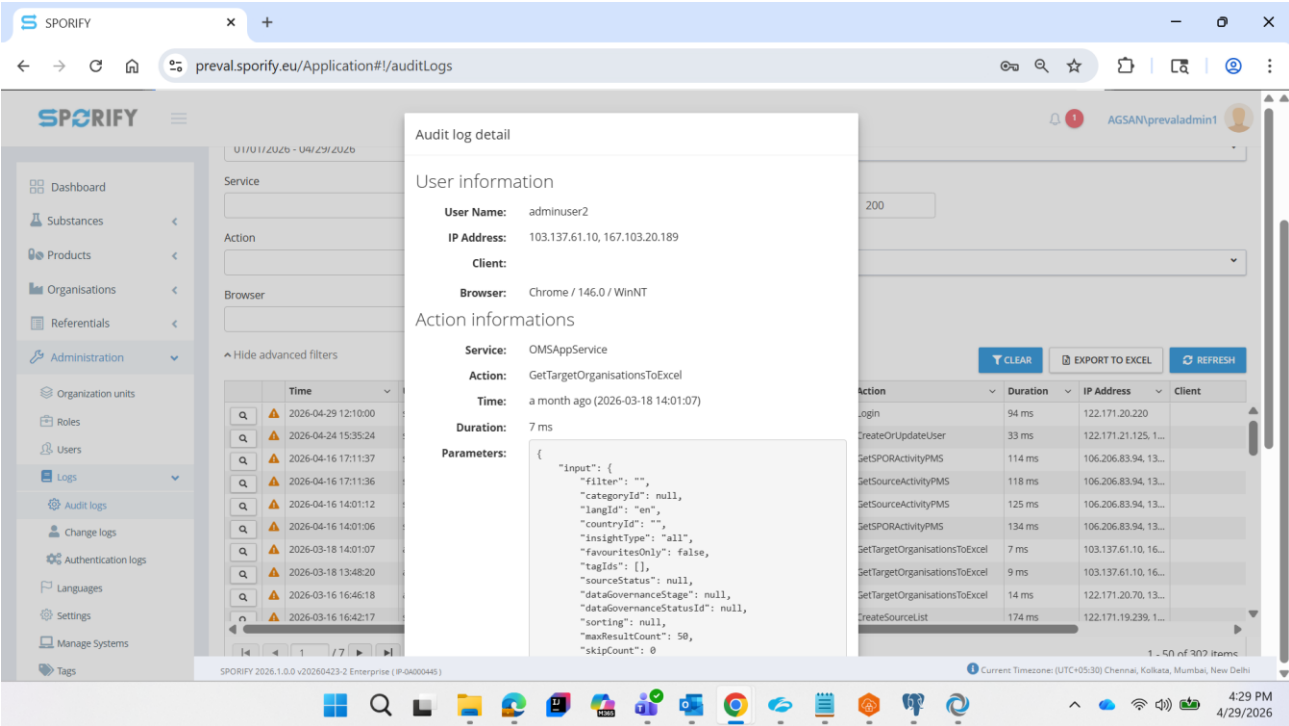
	Project	SPORIFY	Document Type	OQ Script
			Document Version	1.0
Document Name	AG_SPOR_2026.1.0.0_OQ_Audit_Logs		Page	Page 52 of 128


Step No	Procedure Steps	Test Data	Expected Results	Actual Results	Test Status
Step 25	FR_ADM_LOG_003: Click on the lookup icon in the first column for any of the record with error status and view the details of an audit log item.	<p>User Information:</p> <p>1.User Name: <Username who performed respective action></p> <p>2.IP Address: <ip address of user></p> <p>3.Client: <client details if applicable></p> <p>4.Browser: <browser details></p> <p>Action Informations:</p> <p>1.Service: <Respective service called for this action></p> <p>2.Action: <Respective action performed></p> <p>3.Time: <Timestamp of the action performed></p> <p>4.Duration: <duration of the action></p> <p>5.Parameters: <input parameters values if applicable></p> <p>Custom Data: <None, or respective data></p> <p>Error State: Error details are displayed</p>	The 'Audit Log Detail' modal is displayed for the selected audit record. This modal contains the section/fields with respective details as mentioned in test data column.	<p>User Information:</p> <p>1.User Name: adminuser2</p> <p>2.IP Address: 103.137.61.10, 167.103.20.189</p> <p>3.Client:</p> <p>4.Browser: Chrome / 146.0 / WinNT</p> <p>Action Informations:</p> <p>1.Service: OMSAppService</p> <p>2.Action: GetTargetOrganisationsToExcel</p> <p>3.Time: a month ago (2026-03-18 14:01:07)</p> <p>4.Duration: 7 ms</p> <p>5.Parameters: { "input": { "filter": "", "categoryId": null, "langId": "en", "countryId": "", "insightType": "all", "favouritesOnly": false, >tagIds": [], "sourceStatus": null, "dataGovernanceStage": null, "dataGovernanceStatusId": null,</p>	Passed

	Project	SPORIFY	Document Type	OQ Script
			Document Version	1.0
Document Name	AG_SPOR_2026.1.0.0_OQ_Audit_Logs		Page	Page 53 of 128

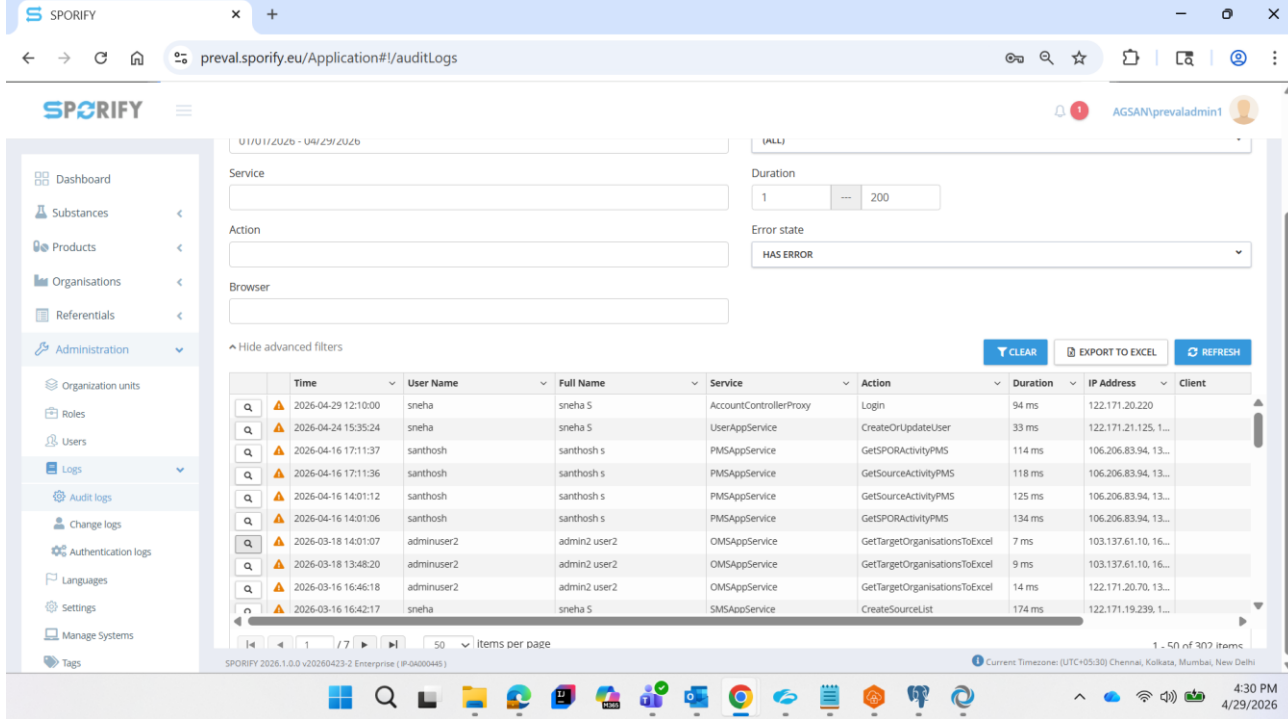
Step No	Procedure Steps	Test Data	Expected Results	Actual Results	Test Status
				"sorting": null, "maxResultCount": 50, "skipCount": 0 } } Custom Data: None Error State: Error details are displayed AE Clive Don Rodrigues 29 Apr 2026 at 04:30 PM	

	Project	SPORIFY	Document Type	OQ Script
			Document Version	1.0
Document Name	AG_SPOR_2026.1.0.0_OQ_Audit_Logs		Page	Page 54 of 128

Step No	Procedure Steps	Test Data	Expected Results	Actual Results	Test Status
	 <p>The screenshot shows the SPORIFY application interface. A modal window titled 'Audit log detail' is open, displaying the following information:</p> <ul style="list-style-type: none"> User information: <ul style="list-style-type: none"> User Name: adminuser2 IP Address: 103.137.61.10, 167.103.20.189 Client: [Redacted] Browser: Chrome / 146.0 / WinNT Action informations: <ul style="list-style-type: none"> Service: OMSAppService Action: GetTargetOrganisationsToExcel Time: a month ago (2026-03-18 14:01:07) Duration: 7 ms Parameters: <pre>{ "input": { "filter": "", "categoryId": null, "langId": "en", "countryId": "", "insightType": "all", "favouritesOnly": false, "tagIds": [], "sourceStatus": null, "dataGovernanceStage": null, "dataGovernanceStatusId": null, "sorting": null, "maxResultCount": 50, "skipCount": 0 } }</pre> <p>In the background, a table of audit logs is visible with columns for Action, Duration, IP Address, and Client. The table contains several entries, including 'Login', 'CreateOrUpdateUser', and 'GetSPORActivityPMS'.</p>				


	Project	SPORIFY	Document Type	OQ Script
			Document Version	1.0
Document Name	AG_SPOR_2026.1.0.0_OQ_Audit_Logs		Page	Page 56 of 128

Step No	Procedure Steps	Test Data	Expected Results	Actual Results	Test Status
Step 26	Close the Audit log detail Modal.	NA	Audit log detail modal is closed.	AE Clive Don Rodrigues 29 Apr 2026 at 04:31 PM	Passed

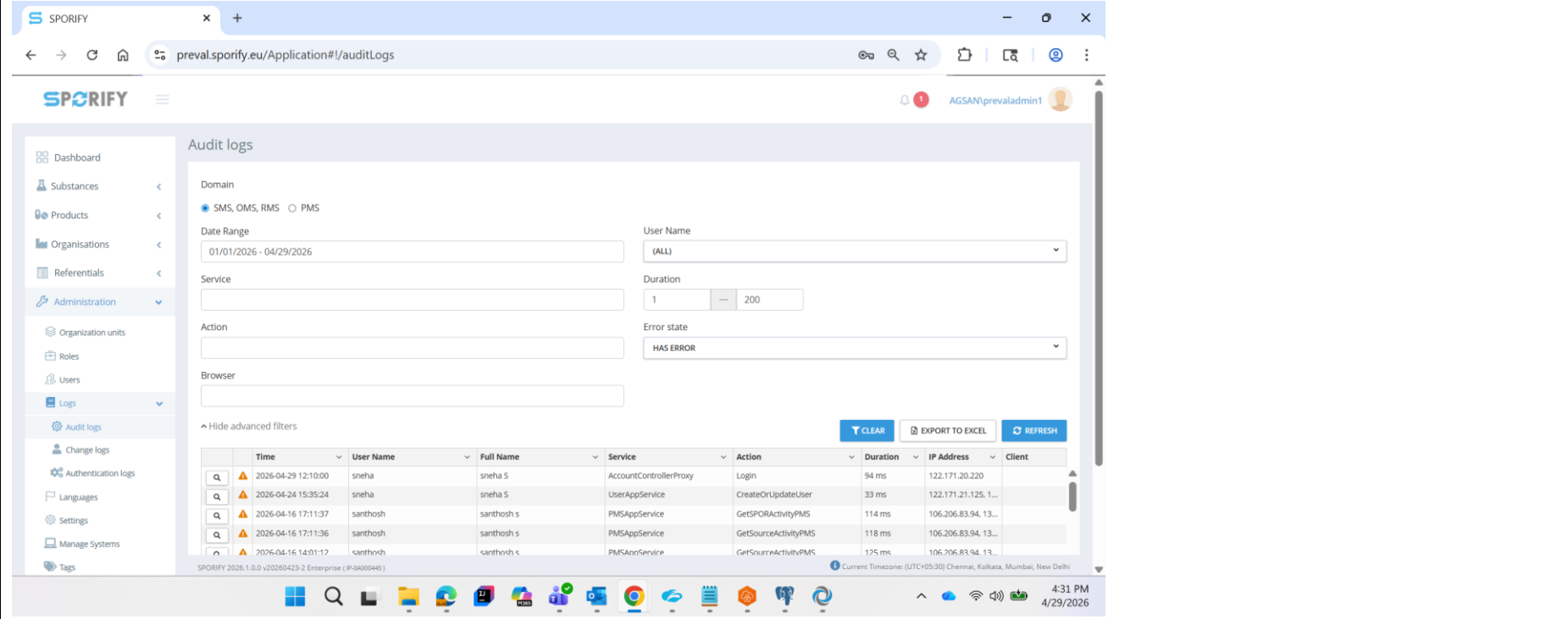


The screenshot shows the SPORIFY application interface. The main content area displays a table of audit logs. The table has the following columns: Time, User Name, Full Name, Service, Action, Duration, IP Address, and Client. There are 7 rows of data, each with a warning icon in the first column. The table is filtered to show 7 items out of 307 total items. The interface also includes a sidebar with navigation options and a top navigation bar with the user name 'AGSAN/prevaladmin1'.

Time	User Name	Full Name	Service	Action	Duration	IP Address	Client
2026-04-29 12:10:00	sneha	sneha S	AccountControllerProxy	Login	94 ms	122.171.20.220	
2026-04-24 15:35:24	sneha	sneha S	UserAppService	CreateOrUpdateUser	33 ms	122.171.21.125, 1...	
2026-04-16 17:11:37	santhosh	santhosh s	PMSAppService	GetSPORActivityPMS	114 ms	106.206.83.94, 13...	
2026-04-16 17:11:36	santhosh	santhosh s	PMSAppService	GetSourceActivityPMS	118 ms	106.206.83.94, 13...	
2026-04-16 14:01:12	santhosh	santhosh s	PMSAppService	GetSourceActivityPMS	125 ms	106.206.83.94, 13...	
2026-04-16 14:01:06	santhosh	santhosh s	PMSAppService	GetSPORActivityPMS	134 ms	106.206.83.94, 13...	
2026-03-18 14:01:07	adminuser2	admin2 user2	OMSAppService	GetTargetOrganisationsToExcel	7 ms	103.137.61.10, 16...	
2026-03-18 13:48:20	adminuser2	admin2 user2	OMSAppService	GetTargetOrganisationsToExcel	9 ms	103.137.61.10, 16...	
2026-03-16 16:46:18	adminuser2	admin2 user2	OMSAppService	GetTargetOrganisationsToExcel	14 ms	122.171.20.70, 13...	
2026-03-16 16:42:17	sneha	sneha S	SMSAppService	CreateSourceList	174 ms	122.171.19.239, 1...	


	Project	SPORIFY	Document Type	OQ Script
			Document Version	1.0
Document Name	AG_SPOR_2026.1.0.0_OQ_Audit_Logs		Page	Page 57 of 128

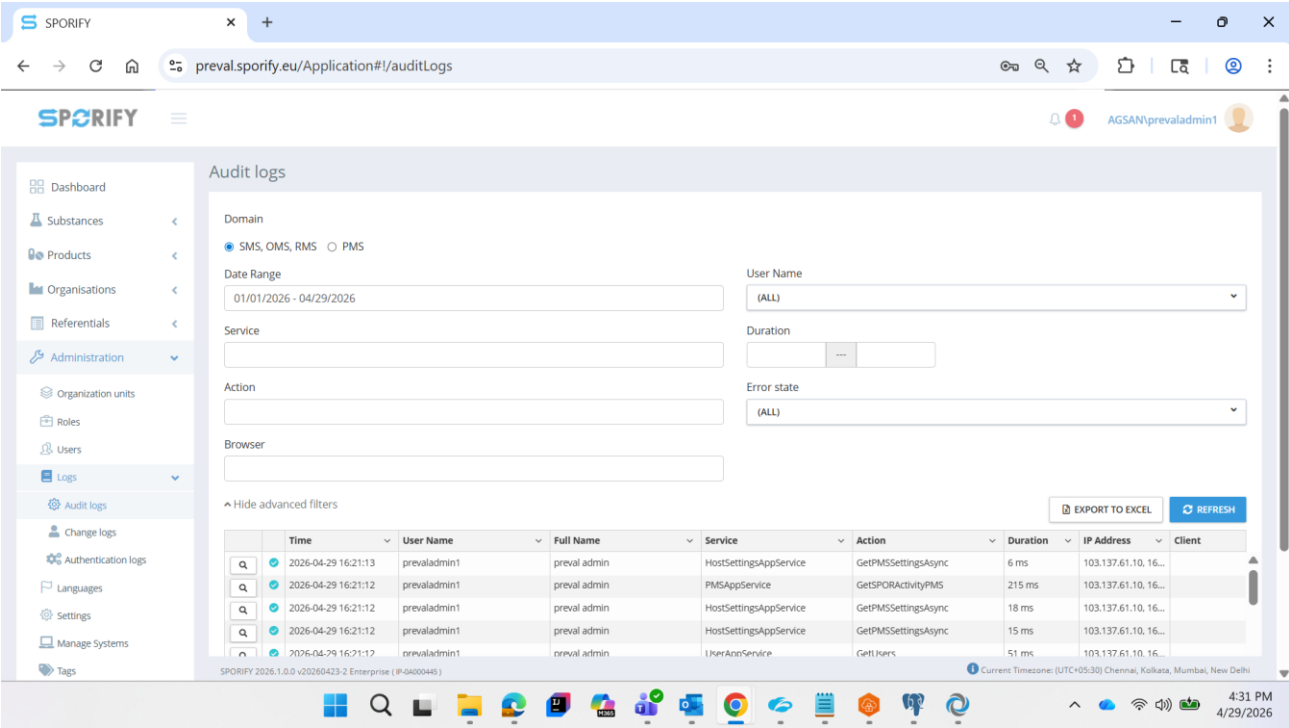
Step No	Procedure Steps	Test Data	Expected Results	Actual Results	Test Status
Step 27	Click on Clear button. *PS*	NA	All the filter criteria are cleared and set to default value except Date Range field.	AE Clive Don Rodrigues 29 Apr 2026 at 04:32 PM	Passed




The screenshot shows the SPORIFY application's 'Audit logs' interface. The left sidebar contains navigation options: Dashboard, Substances, Products, Organisations, Referentials, Administration, Organization units, Roles, Users, Logs, Audit logs, Change logs, Authentication logs, Languages, Settings, Manage Systems, and Tags. The main content area is titled 'Audit logs' and includes several filter fields: Domain (SMS, OMS, RMS, PMS), Date Range (01/01/2026 - 04/29/2026), User Name ((ALL)), Duration (1 to 200), Action, Error state (HAS ERROR), and Browser. Below the filters is a table of log entries with columns: Time, User Name, Full Name, Service, Action, Duration, IP Address, and Client. The table contains five entries, all with a warning icon. The interface also includes buttons for CLEAR, EXPORT TO EXCEL, and REFRESH. At the bottom, the current time zone is indicated as (UTC+05:30) Chennai, Kolkata, Mumbai, New Delhi.

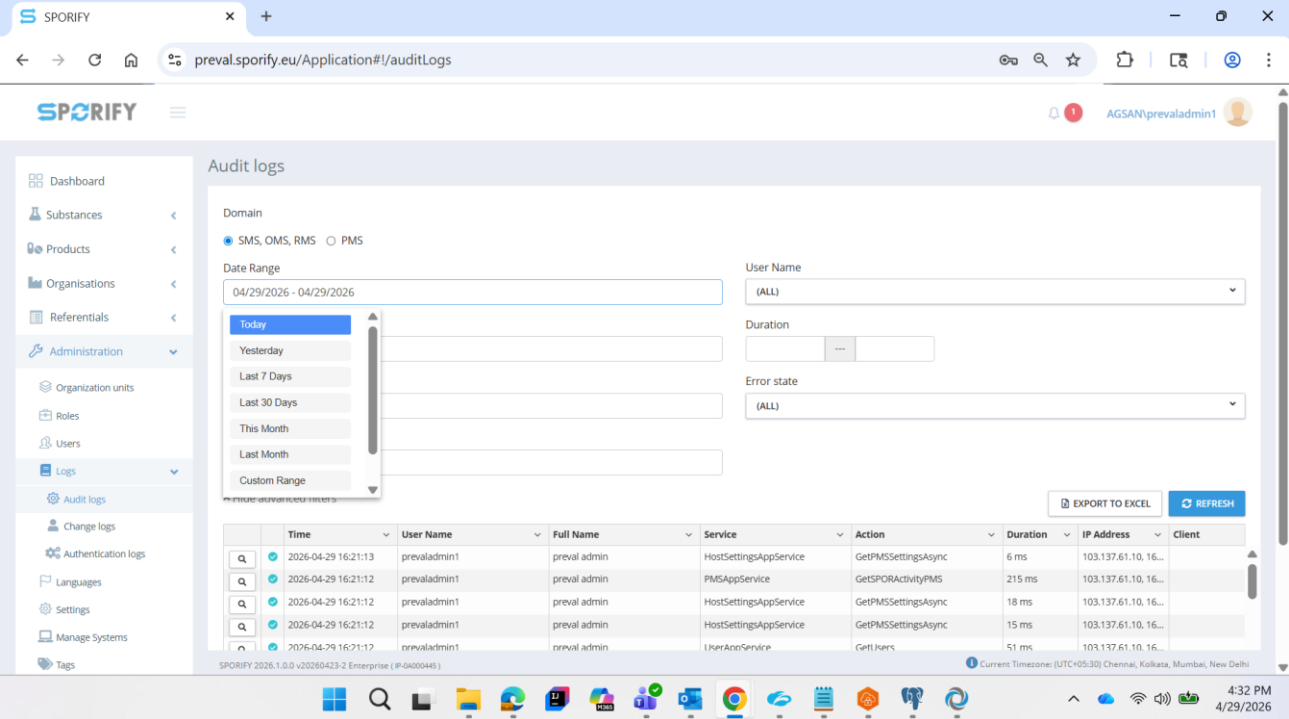
Time	User Name	Full Name	Service	Action	Duration	IP Address	Client
2026-04-29 12:10:00	sneha	sneha S	AccountControllerProxy	Login	94 ms	122.171.20.220	
2026-04-24 15:35:24	sneha	sneha S	UserAppService	CreateOrUpdateUser	33 ms	122.171.21.125, 1...	
2026-04-16 17:11:37	santhosh	santhosh s	PMSAppService	GetSPORActivityPMS	114 ms	106.206.83.94, 13...	
2026-04-16 17:11:36	santhosh	santhosh s	PMSAppService	GetSourceActivityPMS	118 ms	106.206.83.94, 13...	
2026-04-16 14:01:12	santhosh	santhosh s	PMSAppService	GetSourceActivityPMS	125 ms	106.206.83.94, 13...	

	Project	SPORIFY	Document Type	OQ Script
			Document Version	1.0
Document Name	AG_SPOR_2026.1.0.0_OQ_Audit_Logs		Page	Page 58 of 128


Step No	Procedure Steps	Test Data	Expected Results	Actual Results	Test Status
					

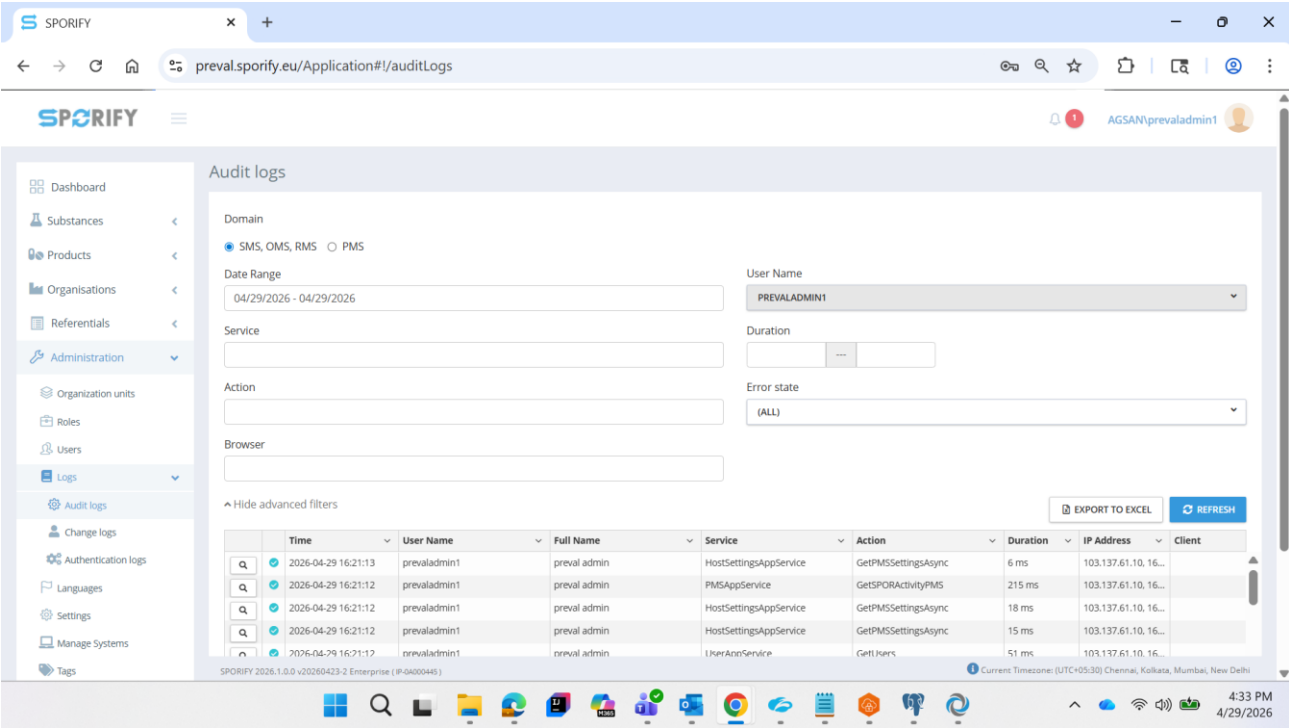
	Project	SPORIFY	Document Type	OQ Script
			Document Version	1.0
Document Name	AG_SPOR_2026.1.0.0_OQ_Audit_Logs		Page	Page 59 of 128


Step No	Procedure Steps	Test Data	Expected Results	Actual Results	Test Status
Step 28	Enter the filter criteria as mentioned in test data column. *PS*	Date Range: Today User Name: <Logged in user name>	All the filters are set as mentioned in test data column.	Date Range: Today User Name: prevaladmin1 AE Clive Don Rodrigues 29 Apr 2026 at 04:33 PM	Passed



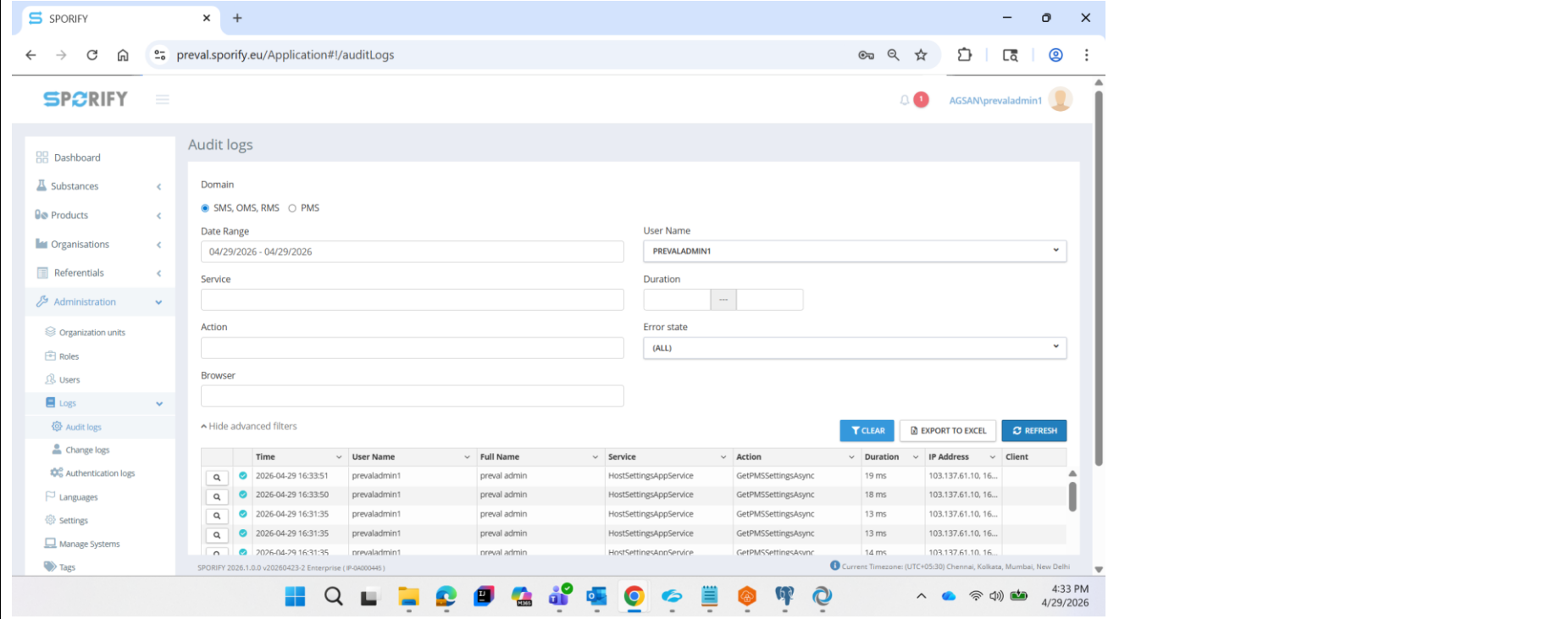
The screenshot shows the SPORIFY application interface. The browser address bar displays 'preval.sporify.eu/Application#/auditLogs'. The application header includes the SPORIFY logo and a user profile for 'AGSAN\prevaladmin1'. The left sidebar contains navigation items such as Dashboard, Substances, Products, Organisations, Referentials, Administration, Organization units, Roles, Users, Logs, Audit logs, Change logs, Authentication logs, Languages, Settings, Manage Systems, and Tags. The main content area is titled 'Audit logs' and features filter controls for Domain (SMS, OMS, RMS, PMS), Date Range (Today, Yesterday, Last 7 Days, Last 30 Days, This Month, Last Month, Custom Range), User Name (ALL), Duration, and Error state (ALL). Below the filters is a table of audit log entries with columns for Time, User Name, Full Name, Service, Action, Duration, IP Address, and Client. The table contains five entries for the date 2026-04-29 16:21:12, all performed by 'prevaladmin1'. The bottom of the screenshot shows the Windows taskbar with the system clock at 4:32 PM on 4/29/2026.

	Project	SPORIFY	Document Type	OQ Script
			Document Version	1.0
Document Name	AG_SPOR_2026.1.0.0_OQ_Audit_Logs		Page	Page 60 of 128

Step No	Procedure Steps	Test Data	Expected Results	Actual Results	Test Status																																																
	 <table border="1"> <thead> <tr> <th>Time</th> <th>User Name</th> <th>Full Name</th> <th>Service</th> <th>Action</th> <th>Duration</th> <th>IP Address</th> <th>Client</th> </tr> </thead> <tbody> <tr> <td>2026-04-29 16:21:13</td> <td>prevaladmin1</td> <td>preval admin</td> <td>HostSettingsAppService</td> <td>GetPMSSettingsAsync</td> <td>6 ms</td> <td>103.137.61.10.16...</td> <td></td> </tr> <tr> <td>2026-04-29 16:21:12</td> <td>prevaladmin1</td> <td>preval admin</td> <td>PMSAppService</td> <td>GetSPORActivityPMS</td> <td>215 ms</td> <td>103.137.61.10.16...</td> <td></td> </tr> <tr> <td>2026-04-29 16:21:12</td> <td>prevaladmin1</td> <td>preval admin</td> <td>HostSettingsAppService</td> <td>GetPMSSettingsAsync</td> <td>18 ms</td> <td>103.137.61.10.16...</td> <td></td> </tr> <tr> <td>2026-04-29 16:21:12</td> <td>prevaladmin1</td> <td>preval admin</td> <td>HostSettingsAppService</td> <td>GetPMSSettingsAsync</td> <td>15 ms</td> <td>103.137.61.10.16...</td> <td></td> </tr> <tr> <td>2026-04-29 16:21:12</td> <td>prevaladmin1</td> <td>preval admin</td> <td>UserAppService</td> <td>GetUsers</td> <td>51 ms</td> <td>103.137.61.10.16...</td> <td></td> </tr> </tbody> </table>					Time	User Name	Full Name	Service	Action	Duration	IP Address	Client	2026-04-29 16:21:13	prevaladmin1	preval admin	HostSettingsAppService	GetPMSSettingsAsync	6 ms	103.137.61.10.16...		2026-04-29 16:21:12	prevaladmin1	preval admin	PMSAppService	GetSPORActivityPMS	215 ms	103.137.61.10.16...		2026-04-29 16:21:12	prevaladmin1	preval admin	HostSettingsAppService	GetPMSSettingsAsync	18 ms	103.137.61.10.16...		2026-04-29 16:21:12	prevaladmin1	preval admin	HostSettingsAppService	GetPMSSettingsAsync	15 ms	103.137.61.10.16...		2026-04-29 16:21:12	prevaladmin1	preval admin	UserAppService	GetUsers	51 ms	103.137.61.10.16...	
Time	User Name	Full Name	Service	Action	Duration	IP Address	Client																																														
2026-04-29 16:21:13	prevaladmin1	preval admin	HostSettingsAppService	GetPMSSettingsAsync	6 ms	103.137.61.10.16...																																															
2026-04-29 16:21:12	prevaladmin1	preval admin	PMSAppService	GetSPORActivityPMS	215 ms	103.137.61.10.16...																																															
2026-04-29 16:21:12	prevaladmin1	preval admin	HostSettingsAppService	GetPMSSettingsAsync	18 ms	103.137.61.10.16...																																															
2026-04-29 16:21:12	prevaladmin1	preval admin	HostSettingsAppService	GetPMSSettingsAsync	15 ms	103.137.61.10.16...																																															
2026-04-29 16:21:12	prevaladmin1	preval admin	UserAppService	GetUsers	51 ms	103.137.61.10.16...																																															


	Project	SPORIFY	Document Type	OQ Script
			Document Version	1.0
Document Name	AG_SPOR_2026.1.0.0_OQ_Audit_Logs		Page	Page 61 of 128

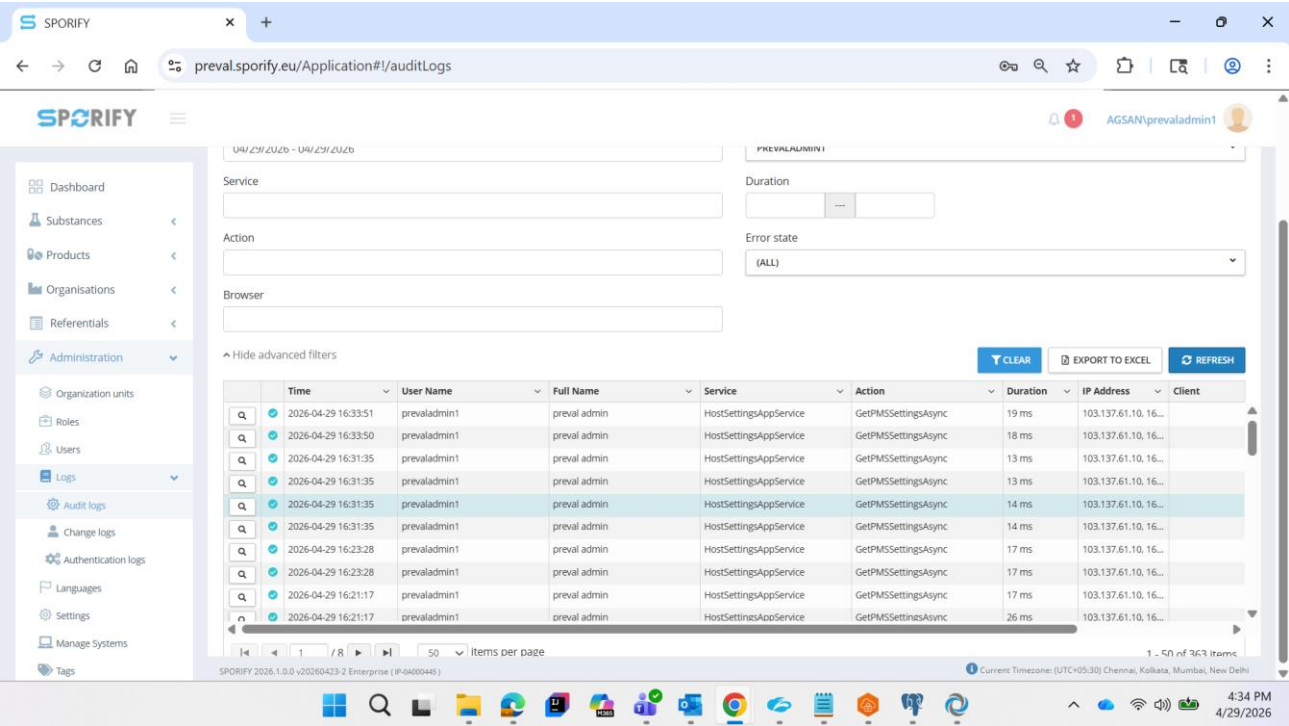
Step No	Procedure Steps	Test Data	Expected Results	Actual Results	Test Status
Step 29	Click the 'Refresh' button. *PS*	NA	The filter is applied and the audit details as per the filter criteria is displayed.	AE Clive Don Rodrigues 29 Apr 2026 at 04:34 PM	Passed




The screenshot shows the SPORIFY application's 'Audit logs' page. The browser address bar indicates the URL is 'preval.sporify.eu/Application#/auditLogs'. The interface features a sidebar with navigation options including Dashboard, Substances, Products, Organisations, Referentials, Administration, and Logs. The main content area displays 'Audit logs' with various filters (Domain, Date Range, User Name, Service, Action, Error state, Browser) and a table of log entries. The table has columns for Time, User Name, Full Name, Service, Action, Duration, IP Address, and Client. The current time shown is 4:33 PM on 4/29/2026.

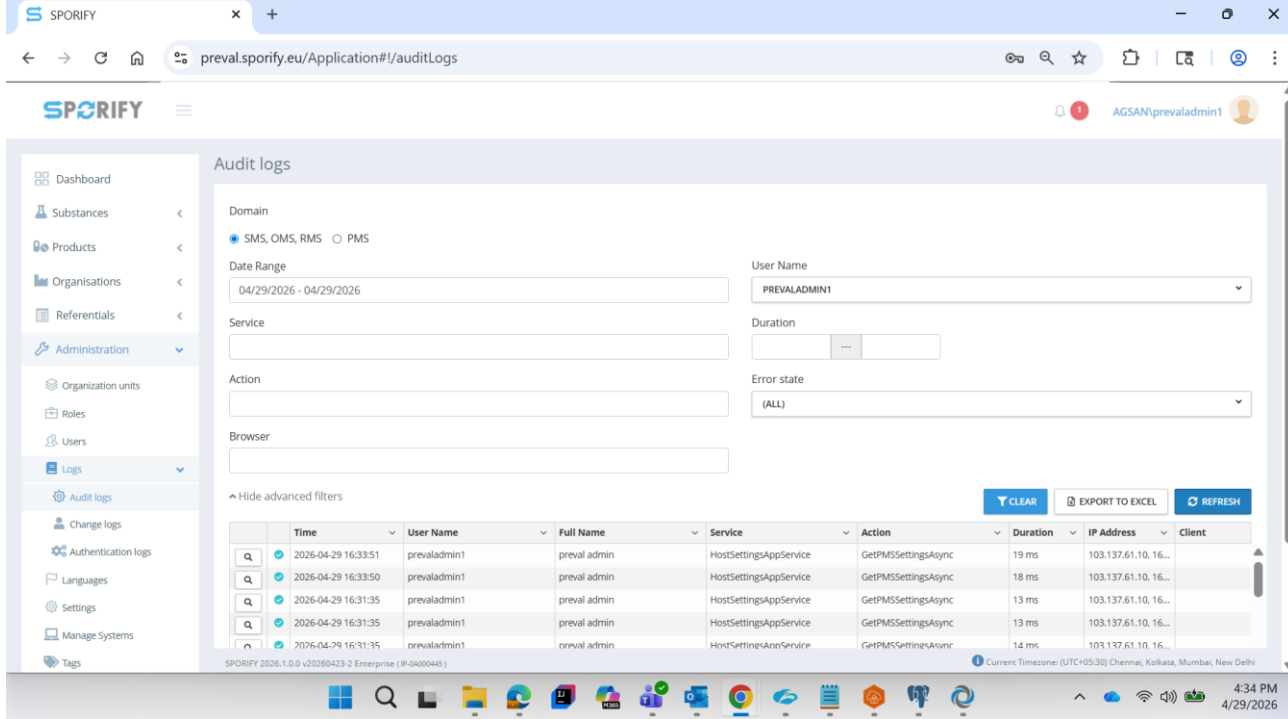
Time	User Name	Full Name	Service	Action	Duration	IP Address	Client
2026-04-29 16:33:51	prevaladmin1	preval admin	HostSettingsAppService	GetPMSSettingsAsync	19 ms	103.137.61.10, 16...	
2026-04-29 16:33:50	prevaladmin1	preval admin	HostSettingsAppService	GetPMSSettingsAsync	18 ms	103.137.61.10, 16...	
2026-04-29 16:31:35	prevaladmin1	preval admin	HostSettingsAppService	GetPMSSettingsAsync	13 ms	103.137.61.10, 16...	
2026-04-29 16:31:35	prevaladmin1	preval admin	HostSettingsAppService	GetPMSSettingsAsync	13 ms	103.137.61.10, 16...	
2026-04-29 16:31:35	prevaladmin1	preval admin	HostSettingsAppService	GetPMSSettingsAsync	14 ms	103.137.61.10, 16...	

	Project	SPORIFY	Document Type	OQ Script
			Document Version	1.0
Document Name	AG_SPOR_2026.1.0.0_OQ_Audit_Logs		Page	Page 62 of 128

Step No	Procedure Steps	Test Data	Expected Results	Actual Results	Test Status																																																																																								
	 <table border="1"> <thead> <tr> <th>Time</th> <th>User Name</th> <th>Full Name</th> <th>Service</th> <th>Action</th> <th>Duration</th> <th>IP Address</th> <th>Client</th> </tr> </thead> <tbody> <tr> <td>2026-04-29 16:33:51</td> <td>prevaladmin1</td> <td>preval admin</td> <td>HostSettingsAppService</td> <td>GetPMSSettingsAsync</td> <td>19 ms</td> <td>103.137.61.10, 16...</td> <td></td> </tr> <tr> <td>2026-04-29 16:33:50</td> <td>prevaladmin1</td> <td>preval admin</td> <td>HostSettingsAppService</td> <td>GetPMSSettingsAsync</td> <td>18 ms</td> <td>103.137.61.10, 16...</td> <td></td> </tr> <tr> <td>2026-04-29 16:31:35</td> <td>prevaladmin1</td> <td>preval admin</td> <td>HostSettingsAppService</td> <td>GetPMSSettingsAsync</td> <td>13 ms</td> <td>103.137.61.10, 16...</td> <td></td> </tr> <tr> <td>2026-04-29 16:31:35</td> <td>prevaladmin1</td> <td>preval admin</td> <td>HostSettingsAppService</td> <td>GetPMSSettingsAsync</td> <td>13 ms</td> <td>103.137.61.10, 16...</td> <td></td> </tr> <tr> <td>2026-04-29 16:31:35</td> <td>prevaladmin1</td> <td>preval admin</td> <td>HostSettingsAppService</td> <td>GetPMSSettingsAsync</td> <td>14 ms</td> <td>103.137.61.10, 16...</td> <td></td> </tr> <tr> <td>2026-04-29 16:31:35</td> <td>prevaladmin1</td> <td>preval admin</td> <td>HostSettingsAppService</td> <td>GetPMSSettingsAsync</td> <td>14 ms</td> <td>103.137.61.10, 16...</td> <td></td> </tr> <tr> <td>2026-04-29 16:23:28</td> <td>prevaladmin1</td> <td>preval admin</td> <td>HostSettingsAppService</td> <td>GetPMSSettingsAsync</td> <td>17 ms</td> <td>103.137.61.10, 16...</td> <td></td> </tr> <tr> <td>2026-04-29 16:23:28</td> <td>prevaladmin1</td> <td>preval admin</td> <td>HostSettingsAppService</td> <td>GetPMSSettingsAsync</td> <td>17 ms</td> <td>103.137.61.10, 16...</td> <td></td> </tr> <tr> <td>2026-04-29 16:21:17</td> <td>prevaladmin1</td> <td>preval admin</td> <td>HostSettingsAppService</td> <td>GetPMSSettingsAsync</td> <td>17 ms</td> <td>103.137.61.10, 16...</td> <td></td> </tr> <tr> <td>2026-04-29 16:21:17</td> <td>prevaladmin1</td> <td>preval admin</td> <td>HostSettingsAppService</td> <td>GetPMSSettingsAsync</td> <td>26 ms</td> <td>103.137.61.10, 16...</td> <td></td> </tr> </tbody> </table>					Time	User Name	Full Name	Service	Action	Duration	IP Address	Client	2026-04-29 16:33:51	prevaladmin1	preval admin	HostSettingsAppService	GetPMSSettingsAsync	19 ms	103.137.61.10, 16...		2026-04-29 16:33:50	prevaladmin1	preval admin	HostSettingsAppService	GetPMSSettingsAsync	18 ms	103.137.61.10, 16...		2026-04-29 16:31:35	prevaladmin1	preval admin	HostSettingsAppService	GetPMSSettingsAsync	13 ms	103.137.61.10, 16...		2026-04-29 16:31:35	prevaladmin1	preval admin	HostSettingsAppService	GetPMSSettingsAsync	13 ms	103.137.61.10, 16...		2026-04-29 16:31:35	prevaladmin1	preval admin	HostSettingsAppService	GetPMSSettingsAsync	14 ms	103.137.61.10, 16...		2026-04-29 16:31:35	prevaladmin1	preval admin	HostSettingsAppService	GetPMSSettingsAsync	14 ms	103.137.61.10, 16...		2026-04-29 16:23:28	prevaladmin1	preval admin	HostSettingsAppService	GetPMSSettingsAsync	17 ms	103.137.61.10, 16...		2026-04-29 16:23:28	prevaladmin1	preval admin	HostSettingsAppService	GetPMSSettingsAsync	17 ms	103.137.61.10, 16...		2026-04-29 16:21:17	prevaladmin1	preval admin	HostSettingsAppService	GetPMSSettingsAsync	17 ms	103.137.61.10, 16...		2026-04-29 16:21:17	prevaladmin1	preval admin	HostSettingsAppService	GetPMSSettingsAsync	26 ms	103.137.61.10, 16...	
Time	User Name	Full Name	Service	Action	Duration	IP Address	Client																																																																																						
2026-04-29 16:33:51	prevaladmin1	preval admin	HostSettingsAppService	GetPMSSettingsAsync	19 ms	103.137.61.10, 16...																																																																																							
2026-04-29 16:33:50	prevaladmin1	preval admin	HostSettingsAppService	GetPMSSettingsAsync	18 ms	103.137.61.10, 16...																																																																																							
2026-04-29 16:31:35	prevaladmin1	preval admin	HostSettingsAppService	GetPMSSettingsAsync	13 ms	103.137.61.10, 16...																																																																																							
2026-04-29 16:31:35	prevaladmin1	preval admin	HostSettingsAppService	GetPMSSettingsAsync	13 ms	103.137.61.10, 16...																																																																																							
2026-04-29 16:31:35	prevaladmin1	preval admin	HostSettingsAppService	GetPMSSettingsAsync	14 ms	103.137.61.10, 16...																																																																																							
2026-04-29 16:31:35	prevaladmin1	preval admin	HostSettingsAppService	GetPMSSettingsAsync	14 ms	103.137.61.10, 16...																																																																																							
2026-04-29 16:23:28	prevaladmin1	preval admin	HostSettingsAppService	GetPMSSettingsAsync	17 ms	103.137.61.10, 16...																																																																																							
2026-04-29 16:23:28	prevaladmin1	preval admin	HostSettingsAppService	GetPMSSettingsAsync	17 ms	103.137.61.10, 16...																																																																																							
2026-04-29 16:21:17	prevaladmin1	preval admin	HostSettingsAppService	GetPMSSettingsAsync	17 ms	103.137.61.10, 16...																																																																																							
2026-04-29 16:21:17	prevaladmin1	preval admin	HostSettingsAppService	GetPMSSettingsAsync	26 ms	103.137.61.10, 16...																																																																																							


	Project	SPORIFY	Document Type	OQ Script
			Document Version	1.0
Document Name	AG_SPOR_2026.1.0.0_OQ_Audit_Logs		Page	Page 63 of 128

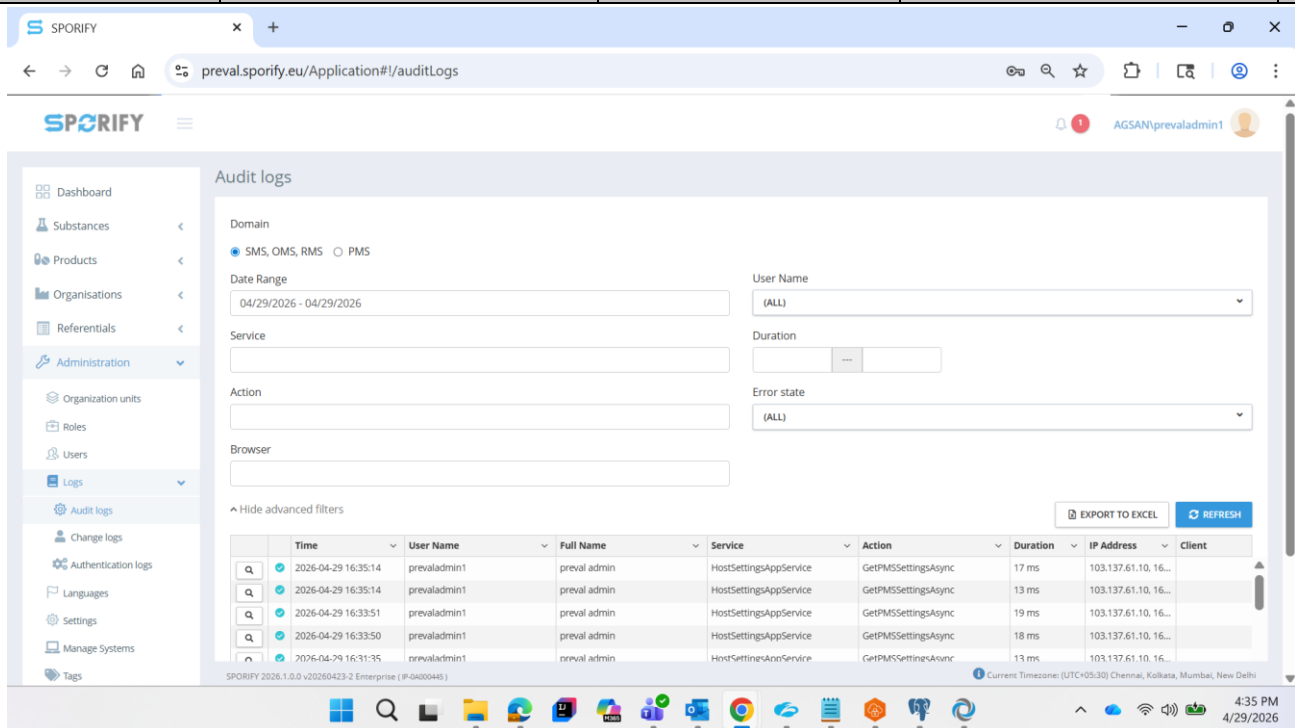
Step No	Procedure Steps	Test Data	Expected Results	Actual Results	Test Status
Step 30	Click on Clear button. *PS*	NA	All the filter criteria are cleared and set to default value except Date Range field.	AE Clive Don Rodrigues 29 Apr 2026 at 04:35 PM	Passed




The screenshot displays the 'Audit logs' interface in the SPORIFY application. The left sidebar contains a navigation menu with categories like 'Administration' and 'Logs'. The main area features several filter fields: 'Domain' (selected: SMS, OMS, RMS, PMS), 'Date Range' (04/29/2026 - 04/29/2026), 'User Name' (PREVALADMIN1), 'Service', 'Action', and 'Error state' (set to ALL). Below the filters, there are buttons for 'CLEAR', 'EXPORT TO EXCEL', and 'REFRESH'. A table of audit log entries is shown below, with columns for Time, User Name, Full Name, Service, Action, Duration, IP Address, and Client.

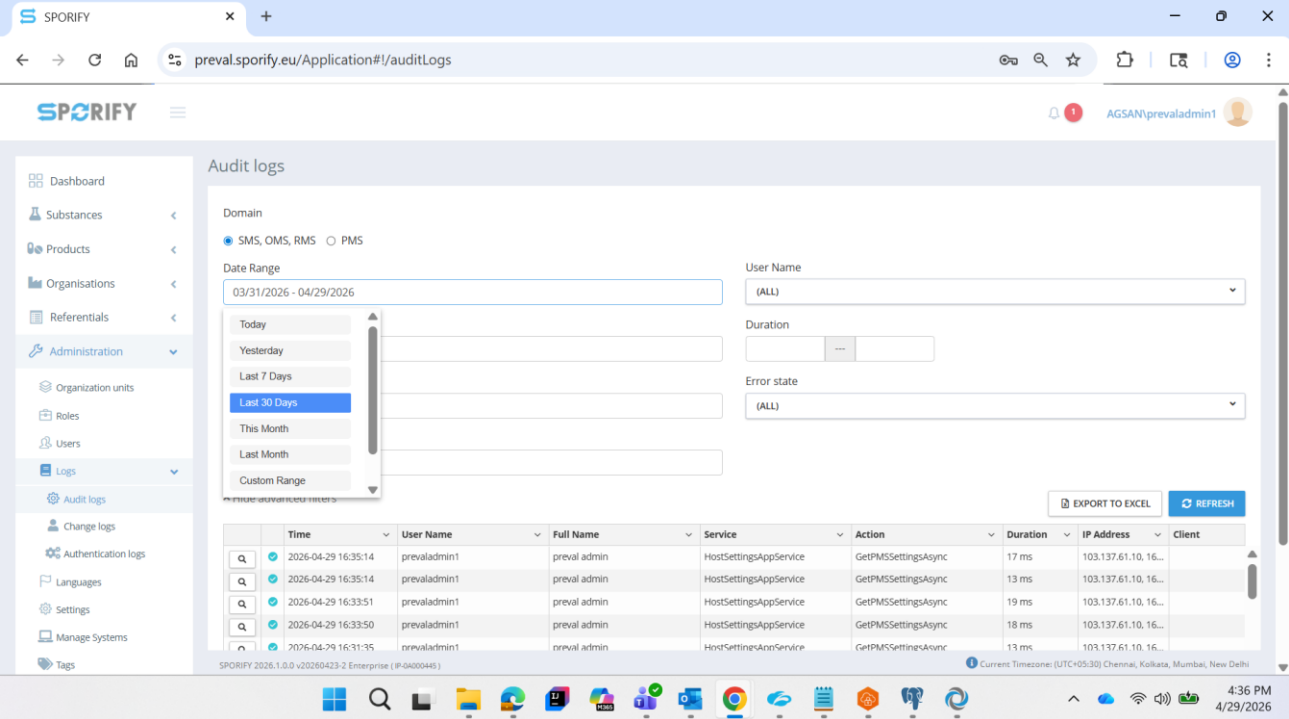
Time	User Name	Full Name	Service	Action	Duration	IP Address	Client
2026-04-29 16:33:51	prevaladmin1	preval admin	HostSettingsAppService	GetPMSSettingsAsync	19 ms	103.137.61.10, 16...	
2026-04-29 16:33:50	prevaladmin1	preval admin	HostSettingsAppService	GetPMSSettingsAsync	18 ms	103.137.61.10, 16...	
2026-04-29 16:31:35	prevaladmin1	preval admin	HostSettingsAppService	GetPMSSettingsAsync	13 ms	103.137.61.10, 16...	
2026-04-29 16:31:35	prevaladmin1	preval admin	HostSettingsAppService	GetPMSSettingsAsync	13 ms	103.137.61.10, 16...	
2026-04-29 16:31:35	prevaladmin1	preval admin	HostSettingsAppService	GetPMSSettingsAsync	14 ms	103.137.61.10, 16...	

	Project	SPORIFY	Document Type	OQ Script
			Document Version	1.0
Document Name	AG_SPOR_2026.1.0.0_OQ_Audit_Logs		Page	Page 64 of 128

Step No	Procedure Steps	Test Data	Expected Results	Actual Results	Test Status																																																						
	 <p>The screenshot displays the 'Audit logs' page in the SPORIFY application. The interface includes a sidebar with navigation options like Dashboard, Substances, Products, Organisations, Referentials, Administration, and Logs. The main content area shows filters for Domain (SMS, OMS, RMS, PMS), Date Range (04/29/2026 - 04/29/2026), User Name (ALL), Service, Duration, Action, Error state, and Browser. Below the filters is a table of audit log entries.</p> <table border="1"> <thead> <tr> <th></th> <th>Time</th> <th>User Name</th> <th>Full Name</th> <th>Service</th> <th>Action</th> <th>Duration</th> <th>IP Address</th> <th>Client</th> </tr> </thead> <tbody> <tr> <td>🔍</td> <td>2026-04-29 16:35:14</td> <td>prevaladmin1</td> <td>preval admin</td> <td>HostSettingsAppService</td> <td>GetPMSSettingsAsync</td> <td>17 ms</td> <td>103.137.61.10.16...</td> <td></td> </tr> <tr> <td>🔍</td> <td>2026-04-29 16:35:14</td> <td>prevaladmin1</td> <td>preval admin</td> <td>HostSettingsAppService</td> <td>GetPMSSettingsAsync</td> <td>13 ms</td> <td>103.137.61.10.16...</td> <td></td> </tr> <tr> <td>🔍</td> <td>2026-04-29 16:33:51</td> <td>prevaladmin1</td> <td>preval admin</td> <td>HostSettingsAppService</td> <td>GetPMSSettingsAsync</td> <td>19 ms</td> <td>103.137.61.10.16...</td> <td></td> </tr> <tr> <td>🔍</td> <td>2026-04-29 16:33:50</td> <td>prevaladmin1</td> <td>preval admin</td> <td>HostSettingsAppService</td> <td>GetPMSSettingsAsync</td> <td>18 ms</td> <td>103.137.61.10.16...</td> <td></td> </tr> <tr> <td>🔍</td> <td>2026-04-29 16:31:35</td> <td>prevaladmin1</td> <td>preval admin</td> <td>HostSettingsAppService</td> <td>GetPMSSettingsAsync</td> <td>13 ms</td> <td>103.137.61.10.16...</td> <td></td> </tr> </tbody> </table>						Time	User Name	Full Name	Service	Action	Duration	IP Address	Client	🔍	2026-04-29 16:35:14	prevaladmin1	preval admin	HostSettingsAppService	GetPMSSettingsAsync	17 ms	103.137.61.10.16...		🔍	2026-04-29 16:35:14	prevaladmin1	preval admin	HostSettingsAppService	GetPMSSettingsAsync	13 ms	103.137.61.10.16...		🔍	2026-04-29 16:33:51	prevaladmin1	preval admin	HostSettingsAppService	GetPMSSettingsAsync	19 ms	103.137.61.10.16...		🔍	2026-04-29 16:33:50	prevaladmin1	preval admin	HostSettingsAppService	GetPMSSettingsAsync	18 ms	103.137.61.10.16...		🔍	2026-04-29 16:31:35	prevaladmin1	preval admin	HostSettingsAppService	GetPMSSettingsAsync	13 ms	103.137.61.10.16...	
	Time	User Name	Full Name	Service	Action	Duration	IP Address	Client																																																			
🔍	2026-04-29 16:35:14	prevaladmin1	preval admin	HostSettingsAppService	GetPMSSettingsAsync	17 ms	103.137.61.10.16...																																																				
🔍	2026-04-29 16:35:14	prevaladmin1	preval admin	HostSettingsAppService	GetPMSSettingsAsync	13 ms	103.137.61.10.16...																																																				
🔍	2026-04-29 16:33:51	prevaladmin1	preval admin	HostSettingsAppService	GetPMSSettingsAsync	19 ms	103.137.61.10.16...																																																				
🔍	2026-04-29 16:33:50	prevaladmin1	preval admin	HostSettingsAppService	GetPMSSettingsAsync	18 ms	103.137.61.10.16...																																																				
🔍	2026-04-29 16:31:35	prevaladmin1	preval admin	HostSettingsAppService	GetPMSSettingsAsync	13 ms	103.137.61.10.16...																																																				


	Project	SPORIFY	Document Type	OQ Script
			Document Version	1.0
Document Name	AG_SPOR_2026.1.0.0_OQ_Audit_Logs		Page	Page 65 of 128

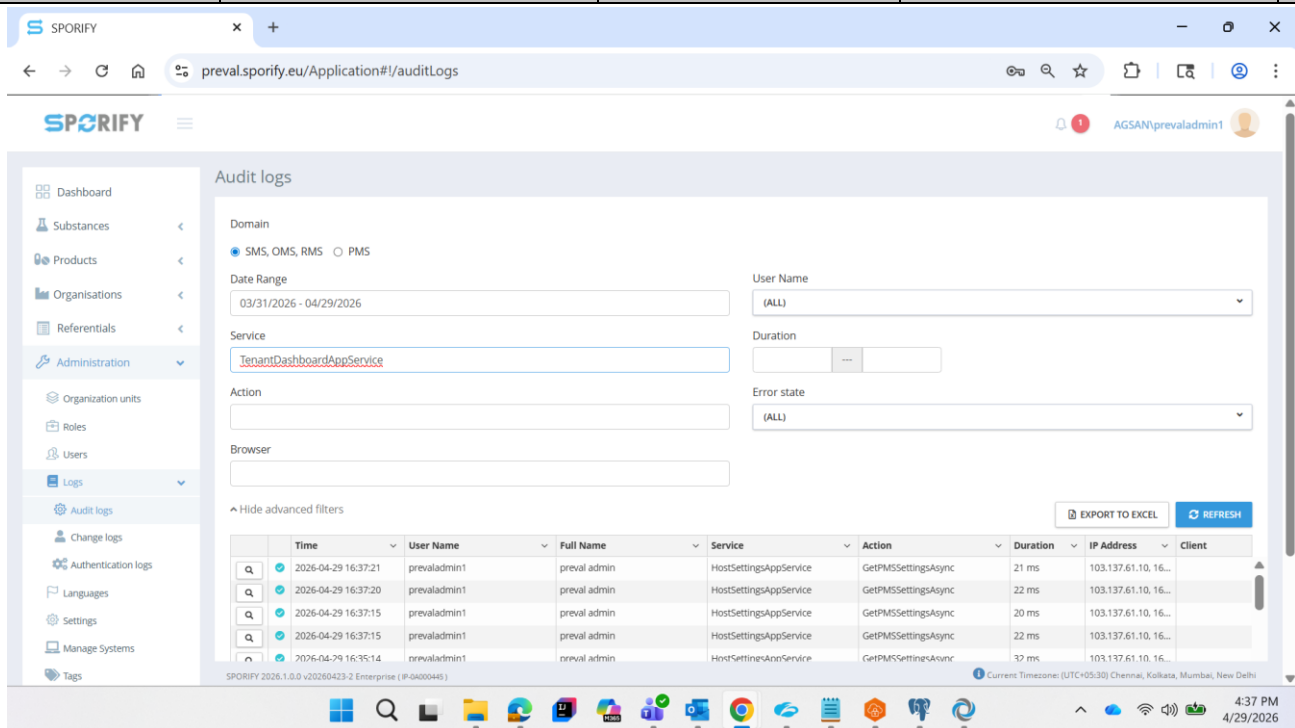
Step No	Procedure Steps	Test Data	Expected Results	Actual Results	Test Status
Step 31	Enter the filter criteria as mentioned in test data column. *PS*	Date Range: <Last Month> Service: <TenantDashboardApp Service>	All the filters are set as mentioned in test data column.	Date Range: Last 30 days Service: TenantDashboardAppService AE Clive Don Rodrigues 29 Apr 2026 at 04:38 PM	Passed




The screenshot displays the SPORIFY web application's 'Audit logs' page. The interface includes a sidebar with navigation options and a main content area with filters and a table of log entries. The table contains the following data:

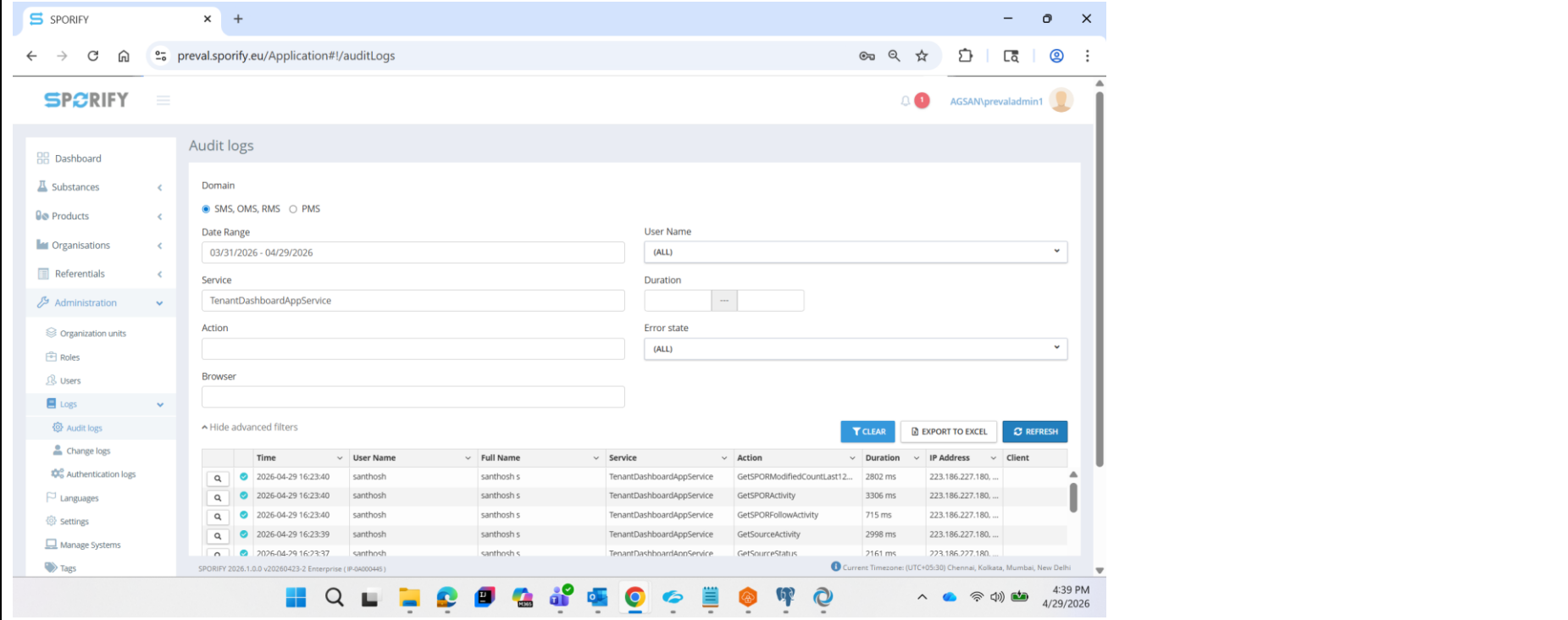
Time	User Name	Full Name	Service	Action	Duration	IP Address	Client
2026-04-29 16:35:14	prevaladmin1	preval admin	HostSettingsAppService	GetPMSSettingsAsync	17 ms	103.137.61.10, 16...	
2026-04-29 16:35:14	prevaladmin1	preval admin	HostSettingsAppService	GetPMSSettingsAsync	13 ms	103.137.61.10, 16...	
2026-04-29 16:33:51	prevaladmin1	preval admin	HostSettingsAppService	GetPMSSettingsAsync	19 ms	103.137.61.10, 16...	
2026-04-29 16:33:50	prevaladmin1	preval admin	HostSettingsAppService	GetPMSSettingsAsync	18 ms	103.137.61.10, 16...	
2026-04-29 16:31:35	prevaladmin1	preval admin	HostSettingsAppService	GetPMSSettingsAsync	13 ms	103.137.61.10, 16...	

	Project	SPORIFY	Document Type	OQ Script
			Document Version	1.0
Document Name	AG_SPOR_2026.1.0.0_OQ_Audit_Logs		Page	Page 66 of 128

Step No	Procedure Steps	Test Data	Expected Results	Actual Results	Test Status																																																
	 <p>The screenshot displays the 'Audit logs' page in the SPORIFY application. The interface includes a sidebar with navigation options like Dashboard, Substances, Products, Organisations, Referentials, Administration, and Logs. The main content area shows filters for Domain (SMS, OMS, RMS, PMS), Date Range (03/31/2026 - 04/29/2026), Service (TenantDashboardAppService), Action, and Error state. Below the filters is a table of log entries with columns for Time, User Name, Full Name, Service, Action, Duration, IP Address, and Client.</p> <table border="1"> <thead> <tr> <th>Time</th> <th>User Name</th> <th>Full Name</th> <th>Service</th> <th>Action</th> <th>Duration</th> <th>IP Address</th> <th>Client</th> </tr> </thead> <tbody> <tr> <td>2026-04-29 16:37:21</td> <td>prevaladmin1</td> <td>preval admin</td> <td>HostSettingsAppService</td> <td>GetPMSSettingsAsync</td> <td>21 ms</td> <td>103.137.61.10.16...</td> <td></td> </tr> <tr> <td>2026-04-29 16:37:20</td> <td>prevaladmin1</td> <td>preval admin</td> <td>HostSettingsAppService</td> <td>GetPMSSettingsAsync</td> <td>22 ms</td> <td>103.137.61.10.16...</td> <td></td> </tr> <tr> <td>2026-04-29 16:37:15</td> <td>prevaladmin1</td> <td>preval admin</td> <td>HostSettingsAppService</td> <td>GetPMSSettingsAsync</td> <td>20 ms</td> <td>103.137.61.10.16...</td> <td></td> </tr> <tr> <td>2026-04-29 16:37:15</td> <td>prevaladmin1</td> <td>preval admin</td> <td>HostSettingsAppService</td> <td>GetPMSSettingsAsync</td> <td>22 ms</td> <td>103.137.61.10.16...</td> <td></td> </tr> <tr> <td>2026-04-29 16:35:14</td> <td>prevaladmin1</td> <td>preval admin</td> <td>HostSettingsAppService</td> <td>GetPMSSettingsAsync</td> <td>22 ms</td> <td>103.137.61.10.16...</td> <td></td> </tr> </tbody> </table>					Time	User Name	Full Name	Service	Action	Duration	IP Address	Client	2026-04-29 16:37:21	prevaladmin1	preval admin	HostSettingsAppService	GetPMSSettingsAsync	21 ms	103.137.61.10.16...		2026-04-29 16:37:20	prevaladmin1	preval admin	HostSettingsAppService	GetPMSSettingsAsync	22 ms	103.137.61.10.16...		2026-04-29 16:37:15	prevaladmin1	preval admin	HostSettingsAppService	GetPMSSettingsAsync	20 ms	103.137.61.10.16...		2026-04-29 16:37:15	prevaladmin1	preval admin	HostSettingsAppService	GetPMSSettingsAsync	22 ms	103.137.61.10.16...		2026-04-29 16:35:14	prevaladmin1	preval admin	HostSettingsAppService	GetPMSSettingsAsync	22 ms	103.137.61.10.16...	
Time	User Name	Full Name	Service	Action	Duration	IP Address	Client																																														
2026-04-29 16:37:21	prevaladmin1	preval admin	HostSettingsAppService	GetPMSSettingsAsync	21 ms	103.137.61.10.16...																																															
2026-04-29 16:37:20	prevaladmin1	preval admin	HostSettingsAppService	GetPMSSettingsAsync	22 ms	103.137.61.10.16...																																															
2026-04-29 16:37:15	prevaladmin1	preval admin	HostSettingsAppService	GetPMSSettingsAsync	20 ms	103.137.61.10.16...																																															
2026-04-29 16:37:15	prevaladmin1	preval admin	HostSettingsAppService	GetPMSSettingsAsync	22 ms	103.137.61.10.16...																																															
2026-04-29 16:35:14	prevaladmin1	preval admin	HostSettingsAppService	GetPMSSettingsAsync	22 ms	103.137.61.10.16...																																															

	Project	SPORIFY	Document Type	OQ Script
			Document Version	1.0
Document Name	AG_SPOR_2026.1.0.0_OQ_Audit_Logs		Page	Page 67 of 128

Step No	Procedure Steps	Test Data	Expected Results	Actual Results	Test Status
Step 32	Click the 'Refresh' button. *PS*	NA	The filter is applied and the audit details as per the filter criteria is displayed.	AE Clive Don Rodrigues 29 Apr 2026 at 04:40 PM	Passed




The screenshot displays the SPORIFY application's 'Audit logs' page. The interface includes a sidebar with navigation options and a main content area with filters and a table of log entries.

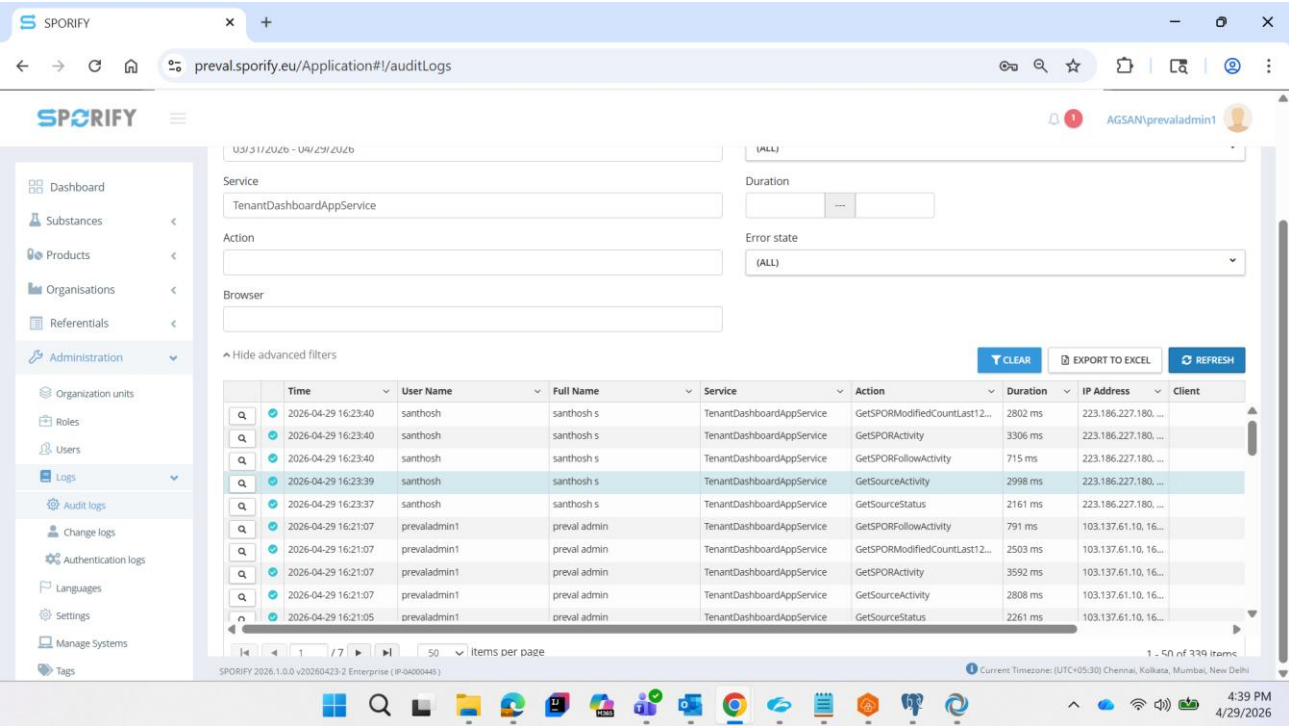
Filters:


- Domain: SMS, OMS, RMS, PMS
- Date Range: 03/31/2026 - 04/29/2026
- Service: TenantDashboardAppService
- Action: (Empty)
- Browser: (Empty)
- User Name: (ALL)
- Duration: (Empty)
- Error state: (ALL)

Table of Audit Logs:

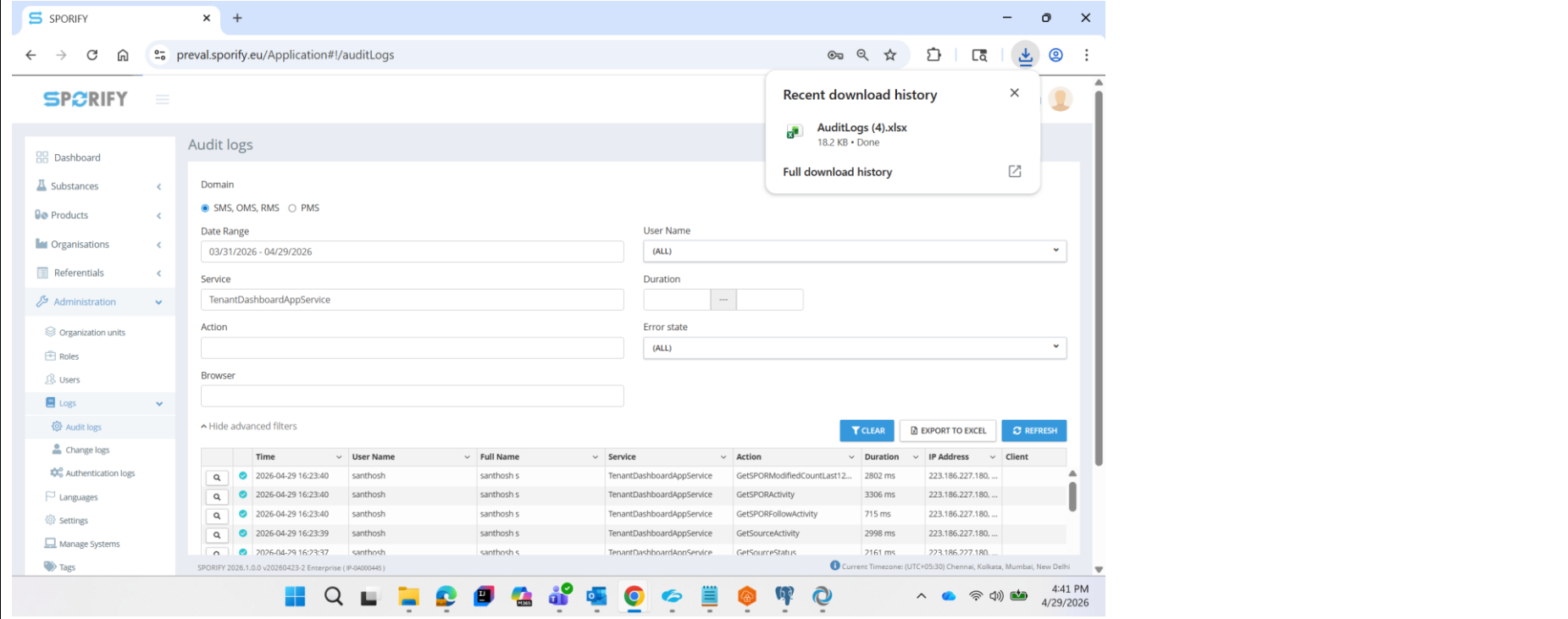
Time	User Name	Full Name	Service	Action	Duration	IP Address	Client
2026-04-29 16:23:40	santhosh	santhosh s	TenantDashboardAppService	GetSPORModifiedCountLast12...	2802 ms	223.186.227.180...	
2026-04-29 16:23:40	santhosh	santhosh s	TenantDashboardAppService	GetSPORActivity	3306 ms	223.186.227.180...	
2026-04-29 16:23:40	santhosh	santhosh s	TenantDashboardAppService	GetSPORFollowActivity	715 ms	223.186.227.180...	
2026-04-29 16:23:39	santhosh	santhosh s	TenantDashboardAppService	GetSourceActivity	2998 ms	223.186.227.180...	
2026-04-29 16:23:37	santhosh	santhosh s	TenantDashboardAppService	GetSourceStatus	2161 ms	223.186.227.180...	

	Project	SPORIFY	Document Type	OQ Script
			Document Version	1.0
Document Name	AG_SPOR_2026.1.0.0_OQ_Audit_Logs		Page	Page 68 of 128


Step No	Procedure Steps	Test Data	Expected Results	Actual Results	Test Status
					

	Project	SPORIFY	Document Type	OQ Script
			Document Version	1.0
Document Name	AG_SPOR_2026.1.0.0_OQ_Audit_Logs		Page	Page 69 of 128

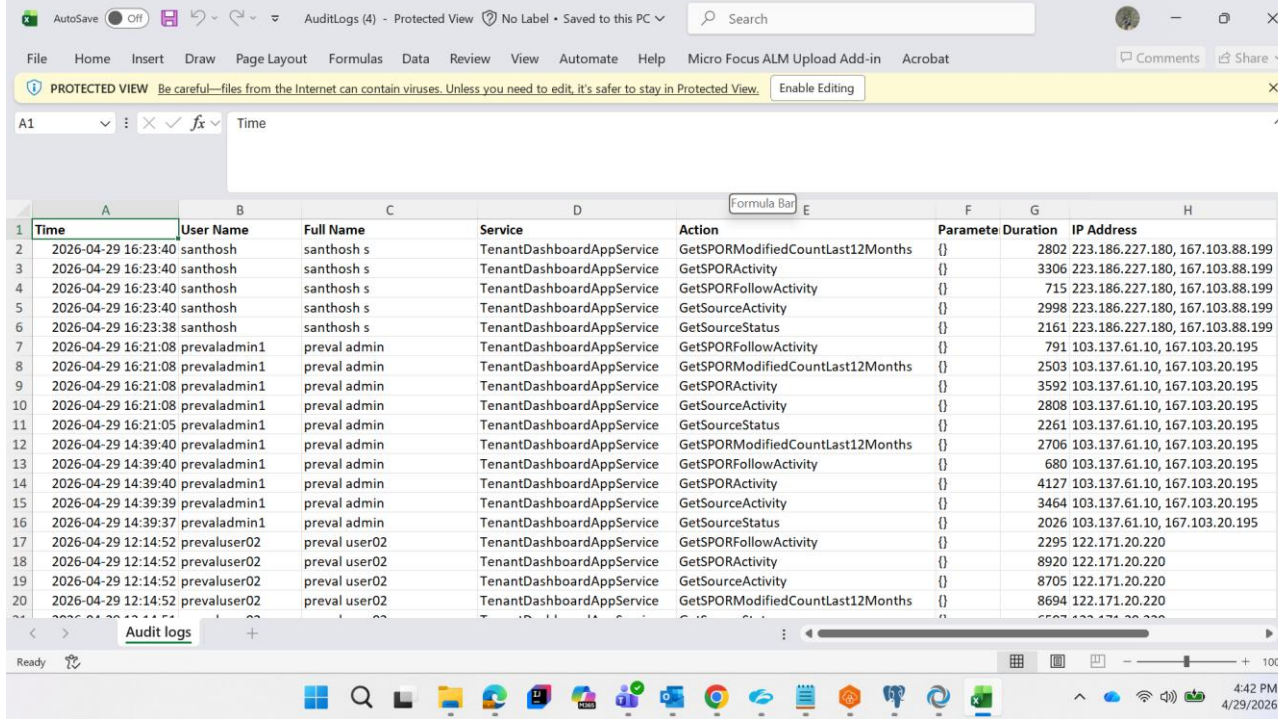
Step No	Procedure Steps	Test Data	Expected Results	Actual Results	Test Status
Step 33	FR_ADM_LOG_002: Click on the 'Export To Excel' button. *PS*	NA	The audit logs are exported to Excel and downloaded automatically to the user's device.	AE Clive Don Rodrigues 29 Apr 2026 at 04:41 PM	Passed



The screenshot displays the SPORIFY web application's 'Audit logs' page. The interface includes a sidebar with navigation options such as Dashboard, Substances, Products, Organisations, Referentials, Administration, and Logs. The main content area shows filters for Domain (SMS, OMS, RMS, PMS), Date Range (03/31/2026 - 04/29/2026), Service (TenantDashboardAppService), Action, User Name, Duration, Error state, and Browser. A table of audit logs is displayed with columns for Time, User Name, Full Name, Service, Action, Duration, IP Address, and Client. A 'Recent download history' popup shows 'AuditLogs (4).xlsx' (18.2 KB) has been downloaded. The bottom of the screenshot shows the Windows taskbar with the time 4:41 PM on 4/29/2026.


	Project	SPORIFY	Document Type	OQ Script
			Document Version	1.0
Document Name	AG_SPOR_2026.1.0.0_OQ_Audit_Logs		Page	Page 70 of 128

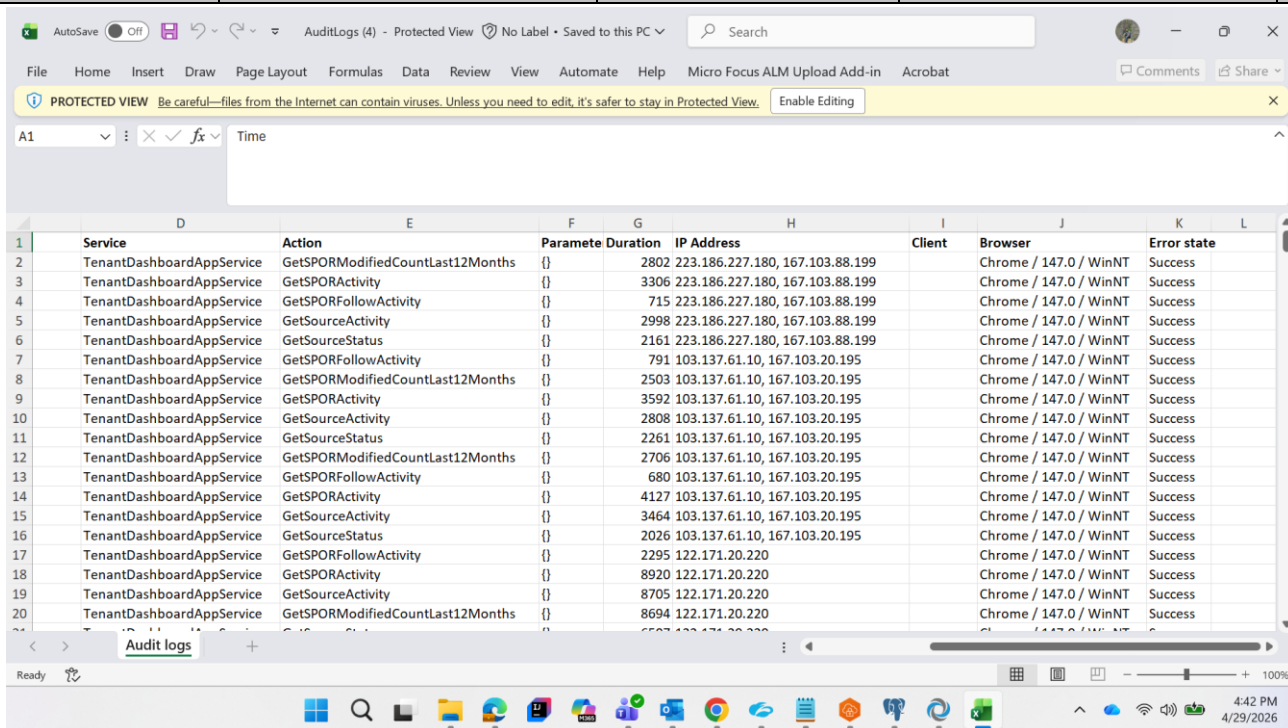
Step No	Procedure Steps	Test Data	Expected Results	Actual Results	Test Status
Step 34	Open the exported Audit logs excel file and verify the audit details. *PS*	NA	Audit log details as per the filtered criteria are available as displayed in application.	AE Clive Don Rodrigues 29 Apr 2026 at 04:43 PM	Passed




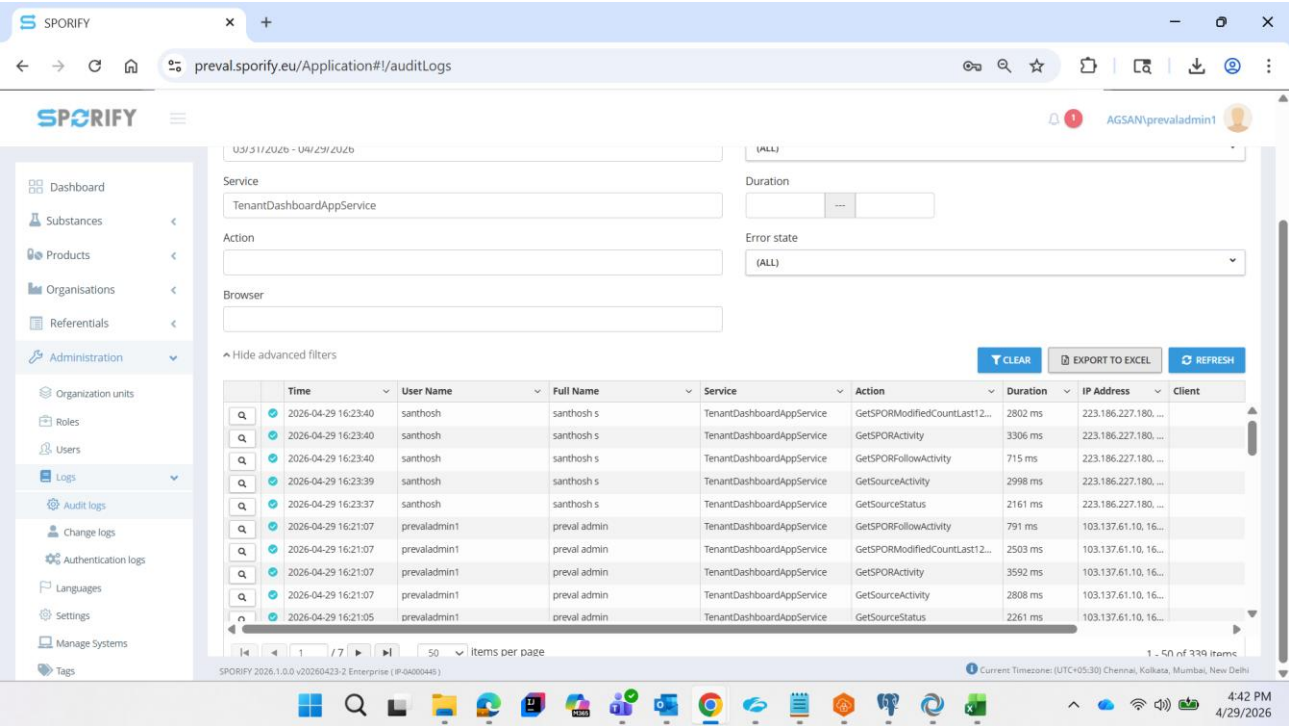
The screenshot displays an Excel spreadsheet titled 'Audit logs'. The spreadsheet contains the following data:


Time	User Name	Full Name	Service	Action	Paramete	Duration	IP Address
2026-04-29 16:23:40	santhosh	santhosh s	TenantDashboardAppService	GetSPORModifiedCountLast12Months	{}	2802	223.186.227.180, 167.103.88.199
2026-04-29 16:23:40	santhosh	santhosh s	TenantDashboardAppService	GetSPORActivity	{}	3306	223.186.227.180, 167.103.88.199
2026-04-29 16:23:40	santhosh	santhosh s	TenantDashboardAppService	GetSPORFollowActivity	{}	715	223.186.227.180, 167.103.88.199
2026-04-29 16:23:40	santhosh	santhosh s	TenantDashboardAppService	GetSourceActivity	{}	2998	223.186.227.180, 167.103.88.199
2026-04-29 16:23:38	santhosh	santhosh s	TenantDashboardAppService	GetSourceStatus	{}	2161	223.186.227.180, 167.103.88.199
2026-04-29 16:21:08	prevaladmin1	preval admin	TenantDashboardAppService	GetSPORFollowActivity	{}	791	103.137.61.10, 167.103.20.195
2026-04-29 16:21:08	prevaladmin1	preval admin	TenantDashboardAppService	GetSPORModifiedCountLast12Months	{}	2503	103.137.61.10, 167.103.20.195
2026-04-29 16:21:08	prevaladmin1	preval admin	TenantDashboardAppService	GetSPORActivity	{}	3592	103.137.61.10, 167.103.20.195
2026-04-29 16:21:08	prevaladmin1	preval admin	TenantDashboardAppService	GetSourceActivity	{}	2808	103.137.61.10, 167.103.20.195
2026-04-29 16:21:05	prevaladmin1	preval admin	TenantDashboardAppService	GetSourceStatus	{}	2261	103.137.61.10, 167.103.20.195
2026-04-29 14:39:40	prevaladmin1	preval admin	TenantDashboardAppService	GetSPORModifiedCountLast12Months	{}	2706	103.137.61.10, 167.103.20.195
2026-04-29 14:39:40	prevaladmin1	preval admin	TenantDashboardAppService	GetSPORFollowActivity	{}	680	103.137.61.10, 167.103.20.195
2026-04-29 14:39:40	prevaladmin1	preval admin	TenantDashboardAppService	GetSPORActivity	{}	4127	103.137.61.10, 167.103.20.195
2026-04-29 14:39:39	prevaladmin1	preval admin	TenantDashboardAppService	GetSourceActivity	{}	3464	103.137.61.10, 167.103.20.195
2026-04-29 14:39:37	prevaladmin1	preval admin	TenantDashboardAppService	GetSourceStatus	{}	2026	103.137.61.10, 167.103.20.195
2026-04-29 12:14:52	prevaluser02	preval user02	TenantDashboardAppService	GetSPORFollowActivity	{}	2295	122.171.20.220
2026-04-29 12:14:52	prevaluser02	preval user02	TenantDashboardAppService	GetSPORActivity	{}	8920	122.171.20.220
2026-04-29 12:14:52	prevaluser02	preval user02	TenantDashboardAppService	GetSourceActivity	{}	8705	122.171.20.220
2026-04-29 12:14:52	prevaluser02	preval user02	TenantDashboardAppService	GetSPORModifiedCountLast12Months	{}	8694	122.171.20.220

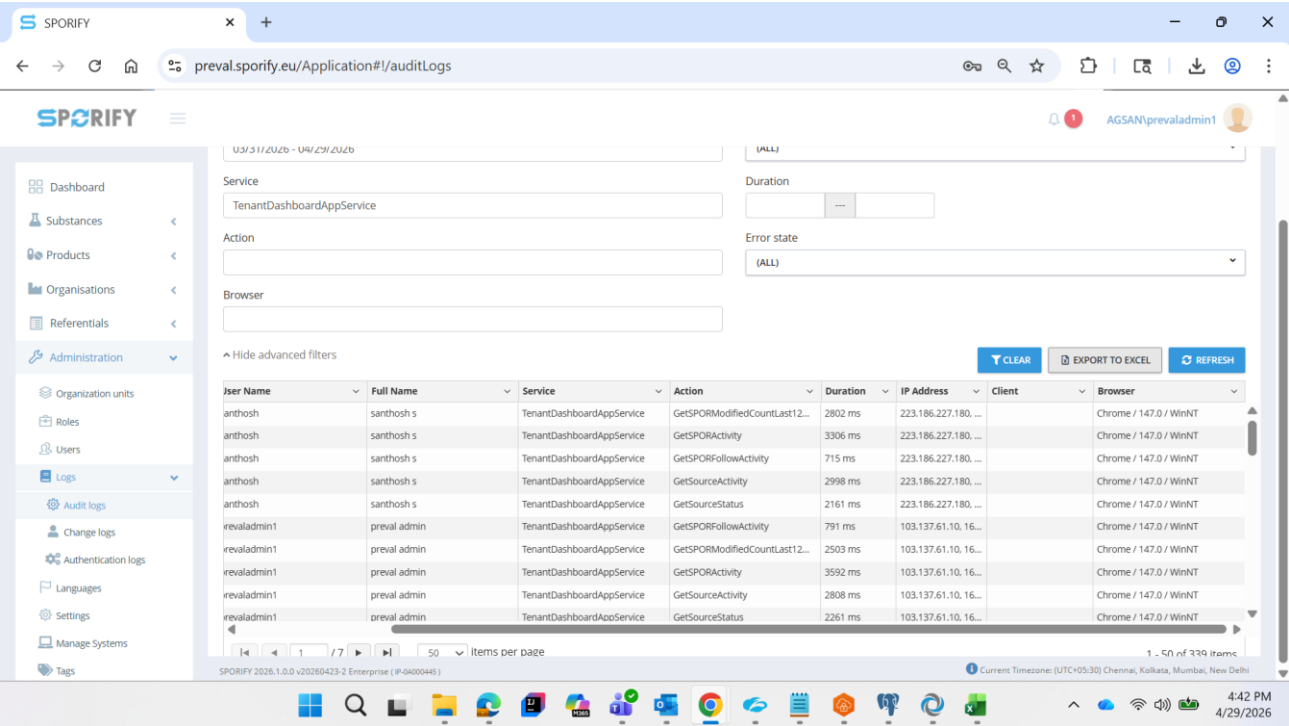
	Project	SPORIFY	Document Type	OQ Script
			Document Version	1.0
Document Name	AG_SPOR_2026.1.0.0_OQ_Audit_Logs		Page	Page 71 of 128


Step No	Procedure Steps	Test Data	Expected Results	Actual Results	Test Status
					

	Project	SPORIFY	Document Type	OQ Script
			Document Version	1.0
Document Name	AG_SPOR_2026.1.0.0_OQ_Audit_Logs		Page	Page 72 of 128

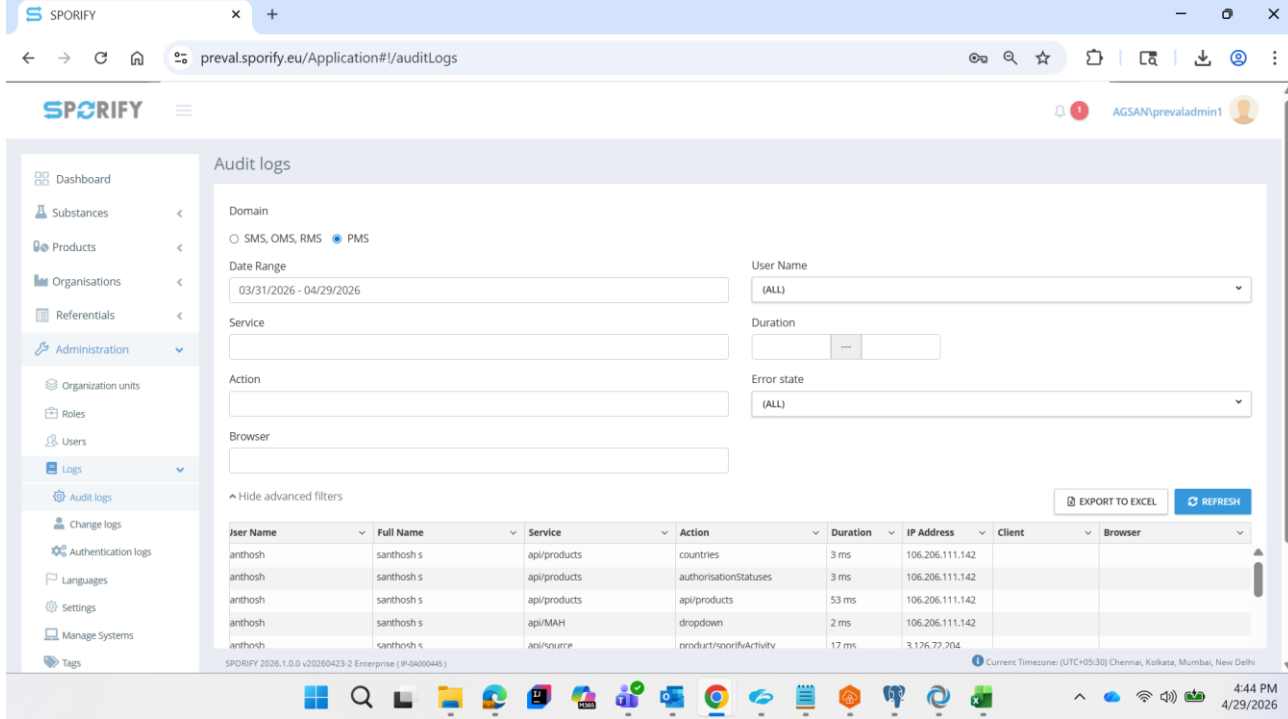
Step No	Procedure Steps	Test Data	Expected Results	Actual Results	Test Status
					

	Project	SPORIFY	Document Type	OQ Script
			Document Version	1.0
Document Name	AG_SPOR_2026.1.0.0_OQ_Audit_Logs		Page	Page 73 of 128

Step No	Procedure Steps	Test Data	Expected Results	Actual Results	Test Status
					

	Project	SPORIFY	Document Type	OQ Script
			Document Version	1.0
Document Name	AG_SPOR_2026.1.0.0_OQ_Audit_Logs		Page	Page 74 of 128

Step No	Procedure Steps	Test Data	Expected Results	Actual Results	Test Status
Step 35	FR_ADM_LOG_001: Click on PMS radio button in Domain. *PS*	NA	Audit logs screen is displayed for PMS domain.	AE Clive Don Rodrigues 29 Apr 2026 at 04:45 PM	Passed




SPORIFY 2026.1.0.0 v20260423-2 Enterprise (P-04020445)

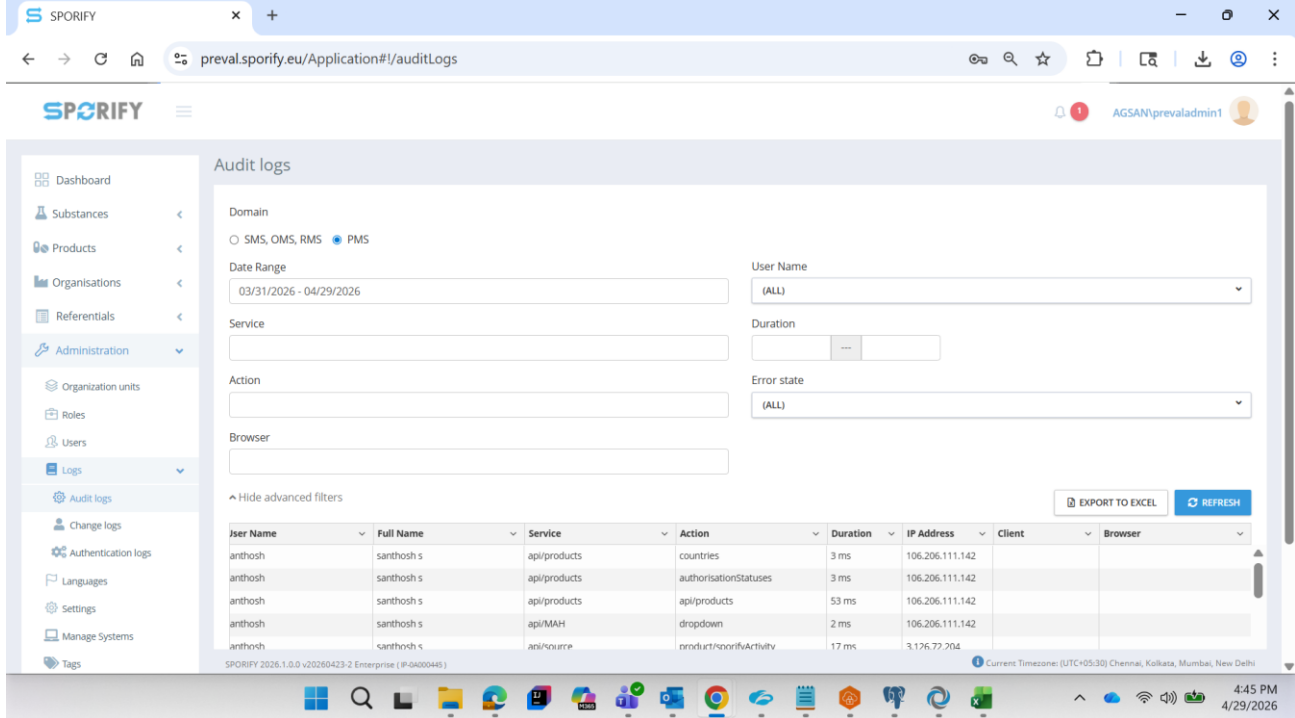
User Name	Full Name	Service	Action	Duration	IP Address	Client	Browser
anthosh	santhosh s	api/products	countries	3 ms	106.206.111.142		
anthosh	santhosh s	api/products	authorisationStatuses	3 ms	106.206.111.142		
anthosh	santhosh s	api/products	api/products	53 ms	106.206.111.142		
anthosh	santhosh s	api/MAH	dropdown	2 ms	106.206.111.142		
anthosh	santhosh s	api/source	product/sporifyActivity	17 ms	3.176.77.704		

Current Timezone: (UTC+05:30) Chennai, Kolkata, Mumbai, New Delhi

4:44 PM
4/29/2026


	Project	SPORIFY	Document Type	OQ Script
			Document Version	1.0
Document Name	AG_SPOR_2026.1.0.0_OQ_Audit_Logs		Page	Page 75 of 128

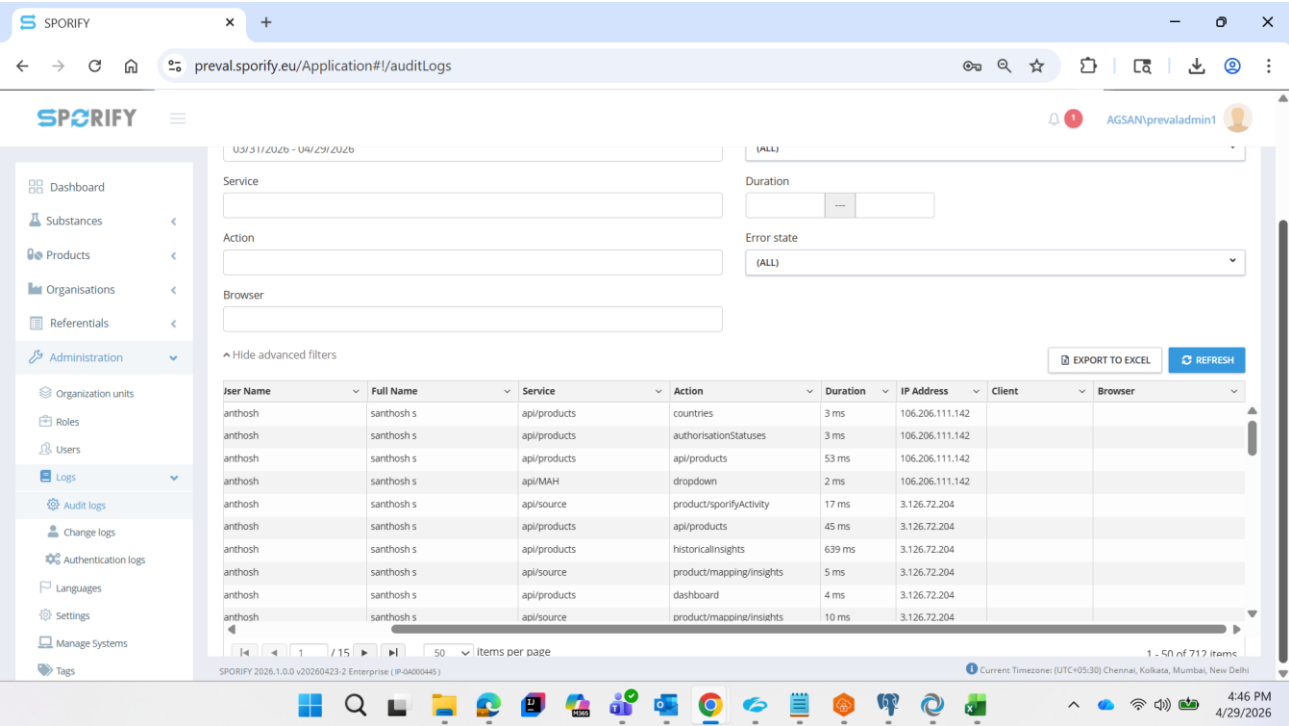
Step No	Procedure Steps	Test Data	Expected Results	Actual Results	Test Status
Step 36	Verify the default data selection and search results displayed. *PS*	NA	By default, Date Range field is pre-filled with the date same as added in SMS OMS RMS domain and audit results as per the date range values are displayed.	AE Clive Don Rodrigues 29 Apr 2026 at 04:46 PM	Passed




The screenshot shows the SPORIFY application interface. The browser address bar displays 'preval.sporify.eu/Application#/auditLogs'. The user is logged in as 'AGSAN/prevaladmin1'. The 'Audit logs' section is active, showing a list of logs with the following data:

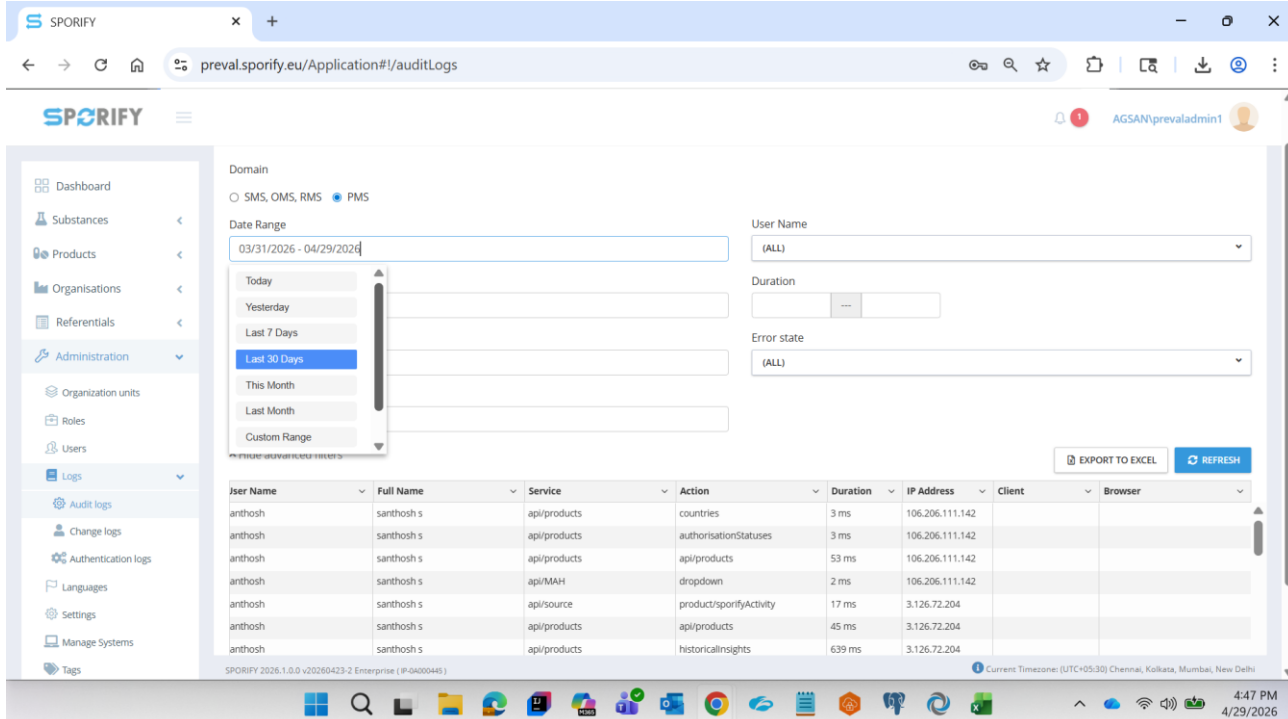
User Name	Full Name	Service	Action	Duration	IP Address	Client	Browser
anthosh	santhosh s	api/products	countries	3 ms	106.206.111.142		
anthosh	santhosh s	api/products	authorisationStatuses	3 ms	106.206.111.142		
anthosh	santhosh s	api/products	api/products	53 ms	106.206.111.142		
anthosh	santhosh s	api/MAH	dropdown	2 ms	106.206.111.142		
anthosh	santhosh s	api/source	product/monitorActivity	17 ms	3.176.77.204		

	Project	SPORIFY	Document Type	OQ Script
			Document Version	1.0
Document Name	AG_SPOR_2026.1.0.0_OQ_Audit_Logs		Page	Page 76 of 128

Step No	Procedure Steps	Test Data	Expected Results	Actual Results	Test Status
					


	Project	SPORIFY	Document Type	OQ Script
			Document Version	1.0
Document Name	AG_SPOR_2026.1.0.0_OQ_Audit_Logs		Page	Page 77 of 128

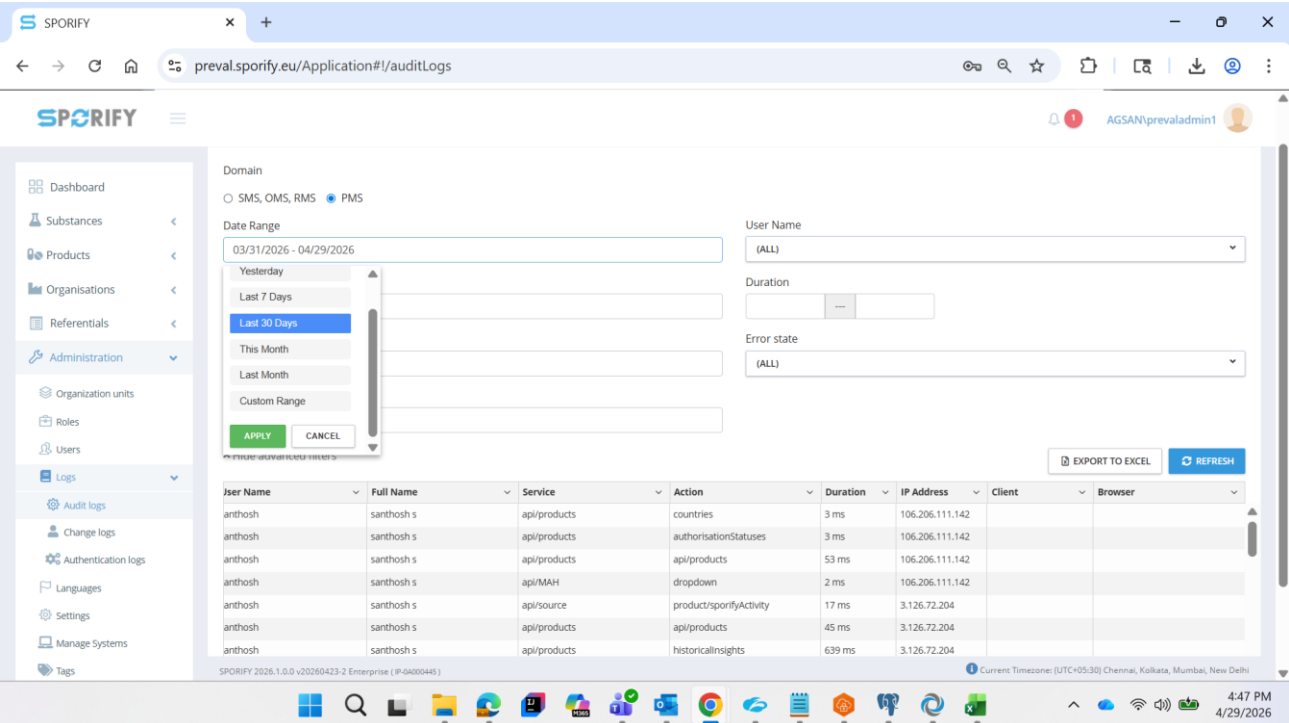
Step No	Procedure Steps	Test Data	Expected Results	Actual Results	Test Status
Step 37	FR_ADM_LOG_004: Click on the 'Date Range' filter. *PS*	NA	The following date range options are presented: 1.Today 2.Yesterday 3.Last 7 Days 4.Last 30 Days 5.This Month 6.Last Month 7.Custom Range	AE Clive Don Rodrigues 29 Apr 2026 at 04:48 PM	Passed




The screenshot shows the SPORIFY application interface. The browser address bar displays 'preval.sporify.eu/Application#/auditLogs'. The user is logged in as 'AGSAN/prevaladmin'. The interface features a sidebar with navigation options like Dashboard, Substances, Products, Organisations, Referentials, Administration, Organization units, Roles, Users, Logs, Audit logs, Change logs, Authentication logs, Languages, Settings, Manage Systems, and Tags. The main content area includes filters for Domain (SMS, OMS, RMS, PMS), Date Range (03/31/2026 - 04/29/2026), User Name (ALL), Duration, and Error state (ALL). Below the filters is a table of audit logs with columns for User Name, Full Name, Service, Action, Duration, IP Address, Client, and Browser.

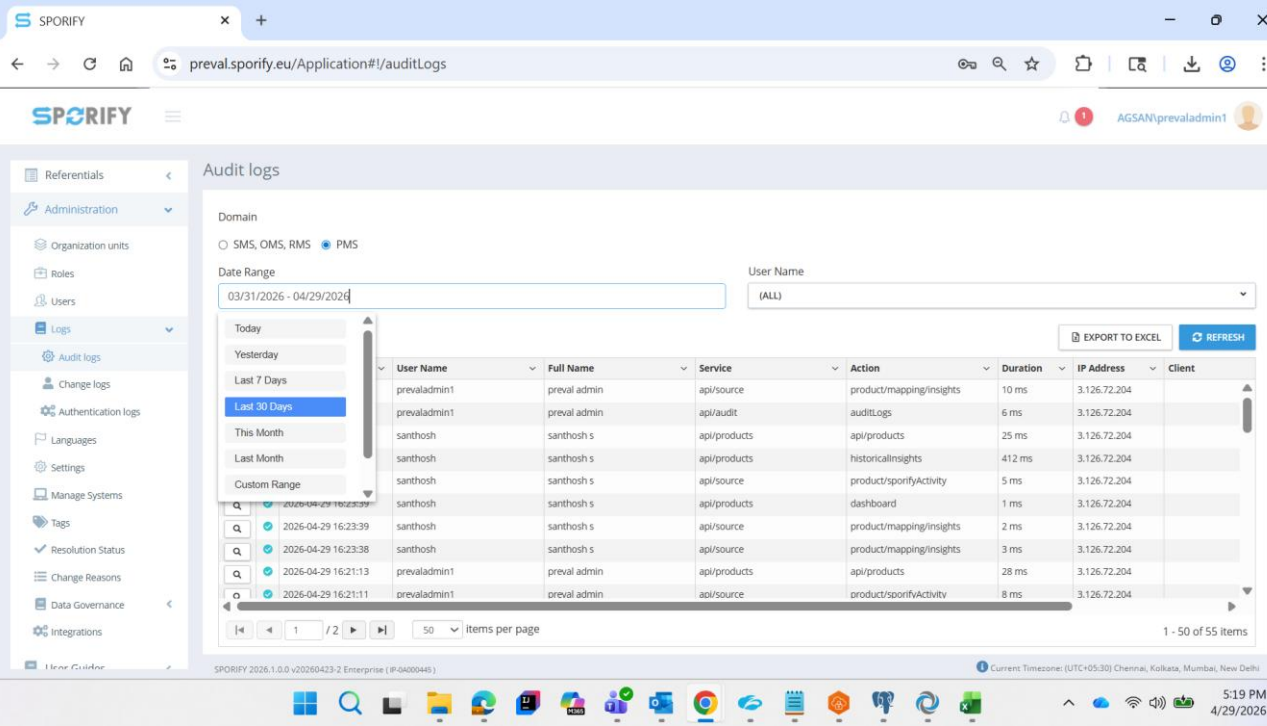
User Name	Full Name	Service	Action	Duration	IP Address	Client	Browser
anthosh	santhosh s	api/products	countries	3 ms	106.206.111.142		
anthosh	santhosh s	api/products	authorisationStatuses	3 ms	106.206.111.142		
anthosh	santhosh s	api/products	api/products	53 ms	106.206.111.142		
anthosh	santhosh s	api/MAH	dropdown	2 ms	106.206.111.142		
anthosh	santhosh s	api/source	product/sporifyActivity	17 ms	3.126.72.204		
anthosh	santhosh s	api/products	api/products	45 ms	3.126.72.204		
anthosh	santhosh s	api/products	historicalinsights	639 ms	3.126.72.204		

	Project	SPORIFY	Document Type	OQ Script
			Document Version	1.0
Document Name	AG_SPOR_2026.1.0.0_OQ_Audit_Logs		Page	Page 78 of 128

Step No	Procedure Steps	Test Data	Expected Results	Actual Results	Test Status																																																																
	 <p>The screenshot shows the SPORIFY application's audit logs page. The browser address bar indicates the URL is <code>preval.sporify.eu/Application#/auditLogs</code>. The user is logged in as <code>AGSAN\prevaladmin1</code>. The interface includes a sidebar with navigation options such as Dashboard, Substances, Products, Organisations, Referentials, Administration, and Logs. The main content area displays a date range filter set to <code>03/31/2026 - 04/29/2026</code> and a table of audit logs. The table has columns for Jser Name, Full Name, Service, Action, Duration, IP Address, Client, and Browser. The logs show various actions performed by the user <code>anthosh</code> on different services, with durations ranging from 2 ms to 639 ms.</p> <table border="1"> <thead> <tr> <th>Jser Name</th> <th>Full Name</th> <th>Service</th> <th>Action</th> <th>Duration</th> <th>IP Address</th> <th>Client</th> <th>Browser</th> </tr> </thead> <tbody> <tr> <td>anthosh</td> <td>santhosh s</td> <td>api/products</td> <td>countries</td> <td>3 ms</td> <td>106.206.111.142</td> <td></td> <td></td> </tr> <tr> <td>anthosh</td> <td>santhosh s</td> <td>api/products</td> <td>authorisationStatuses</td> <td>3 ms</td> <td>106.206.111.142</td> <td></td> <td></td> </tr> <tr> <td>anthosh</td> <td>santhosh s</td> <td>api/products</td> <td>api/products</td> <td>53 ms</td> <td>106.206.111.142</td> <td></td> <td></td> </tr> <tr> <td>anthosh</td> <td>santhosh s</td> <td>api/MAH</td> <td>dropdown</td> <td>2 ms</td> <td>106.206.111.142</td> <td></td> <td></td> </tr> <tr> <td>anthosh</td> <td>santhosh s</td> <td>api/source</td> <td>product/sporifyActivity</td> <td>17 ms</td> <td>3.126.72.204</td> <td></td> <td></td> </tr> <tr> <td>anthosh</td> <td>santhosh s</td> <td>api/products</td> <td>api/products</td> <td>45 ms</td> <td>3.126.72.204</td> <td></td> <td></td> </tr> <tr> <td>anthosh</td> <td>santhosh s</td> <td>api/products</td> <td>historicalinsights</td> <td>639 ms</td> <td>3.126.72.204</td> <td></td> <td></td> </tr> </tbody> </table>					Jser Name	Full Name	Service	Action	Duration	IP Address	Client	Browser	anthosh	santhosh s	api/products	countries	3 ms	106.206.111.142			anthosh	santhosh s	api/products	authorisationStatuses	3 ms	106.206.111.142			anthosh	santhosh s	api/products	api/products	53 ms	106.206.111.142			anthosh	santhosh s	api/MAH	dropdown	2 ms	106.206.111.142			anthosh	santhosh s	api/source	product/sporifyActivity	17 ms	3.126.72.204			anthosh	santhosh s	api/products	api/products	45 ms	3.126.72.204			anthosh	santhosh s	api/products	historicalinsights	639 ms	3.126.72.204		
Jser Name	Full Name	Service	Action	Duration	IP Address	Client	Browser																																																														
anthosh	santhosh s	api/products	countries	3 ms	106.206.111.142																																																																
anthosh	santhosh s	api/products	authorisationStatuses	3 ms	106.206.111.142																																																																
anthosh	santhosh s	api/products	api/products	53 ms	106.206.111.142																																																																
anthosh	santhosh s	api/MAH	dropdown	2 ms	106.206.111.142																																																																
anthosh	santhosh s	api/source	product/sporifyActivity	17 ms	3.126.72.204																																																																
anthosh	santhosh s	api/products	api/products	45 ms	3.126.72.204																																																																
anthosh	santhosh s	api/products	historicalinsights	639 ms	3.126.72.204																																																																

	Project	SPORIFY	Document Type	OQ Script
			Document Version	1.0
Document Name	AG_SPOR_2026.1.0.0_OQ_Audit_Logs		Page	Page 79 of 128

Step No	Procedure Steps	Test Data	Expected Results	Actual Results	Test Status
Step 38	Select a date range value as mentioned in test data column. *PS*	Date Range: <Last 30 Days>	The 'Date Range' filter is set to the selected date range.	Date Range: Last 30 Days AE Clive Don Rodrigues 29 Apr 2026 at 05:21 PM	Passed




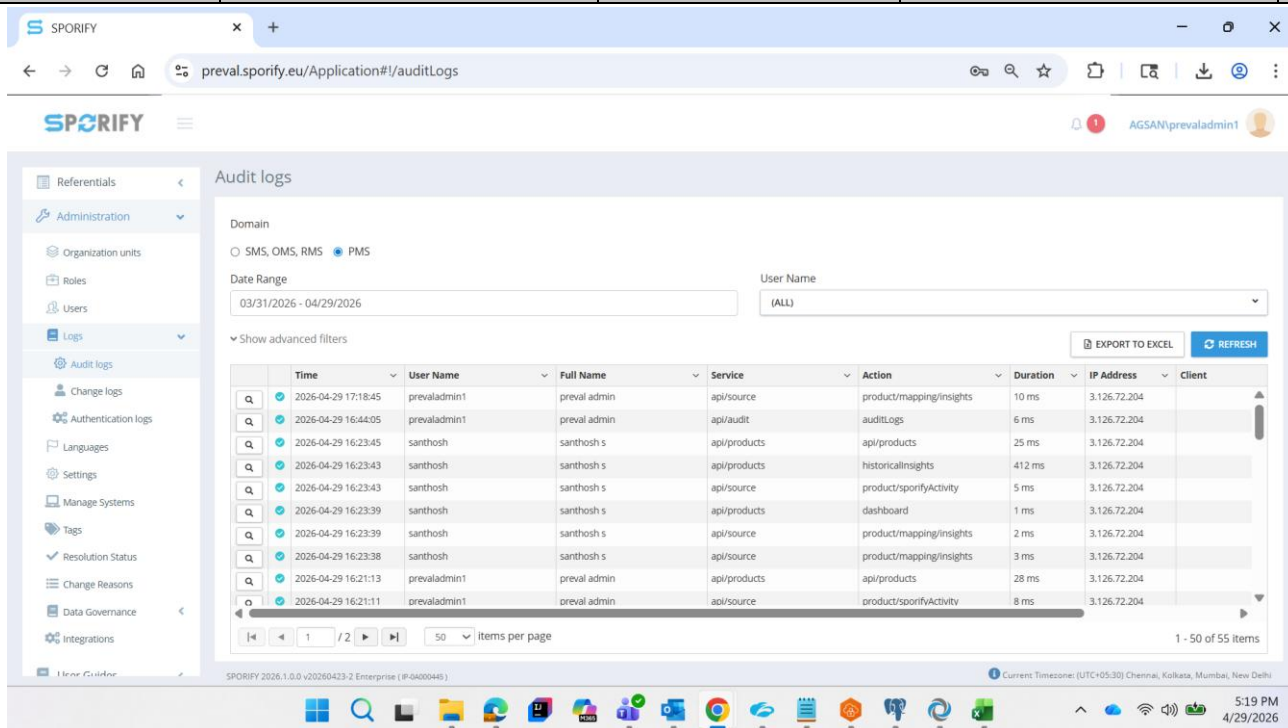
The screenshot shows the SPORIFY application interface. The browser address bar indicates the URL: `preval.sporify.eu/Application#/auditLogs`. The application header shows the SPORIFY logo and the user profile for AGSAN/prevaladmin1. The main content area is titled 'Audit logs' and includes a navigation sidebar on the left with options like Referentials, Administration, Organization units, Roles, Users, Logs, Audit logs, Change logs, Authentication logs, Languages, Settings, Manage Systems, Tags, Resolution Status, Change Reasons, Data Governance, and Integrations.


The 'Audit logs' section has a 'Domain' dropdown set to 'SMS, OMS, RMS, PMS'. The 'Date Range' is set to '03/31/2026 - 04/29/2026' and 'User Name' is set to '(ALL)'. There are buttons for 'EXPORT TO EXCEL' and 'REFRESH'. The table below shows the audit log entries:

User Name	Full Name	Service	Action	Duration	IP Address	Client
prevaladmin1	preval admin	api/source	product/mapping/insights	10 ms	3.126.72.204	
prevaladmin1	preval admin	api/audit	auditLogs	6 ms	3.126.72.204	
santhosh	santhosh s	api/products	api/products	25 ms	3.126.72.204	
santhosh	santhosh s	api/products	historicalinsights	412 ms	3.126.72.204	
santhosh	santhosh s	api/source	product/sporifyActivity	5 ms	3.126.72.204	
santhosh	santhosh s	api/products	dashboard	1 ms	3.126.72.204	
santhosh	santhosh s	api/source	product/mapping/insights	2 ms	3.126.72.204	
santhosh	santhosh s	api/source	product/mapping/insights	3 ms	3.126.72.204	
prevaladmin1	preval admin	api/products	api/products	28 ms	3.126.72.204	
prevaladmin1	preval admin	api/source	product/sporifyActivity	8 ms	3.126.72.204	

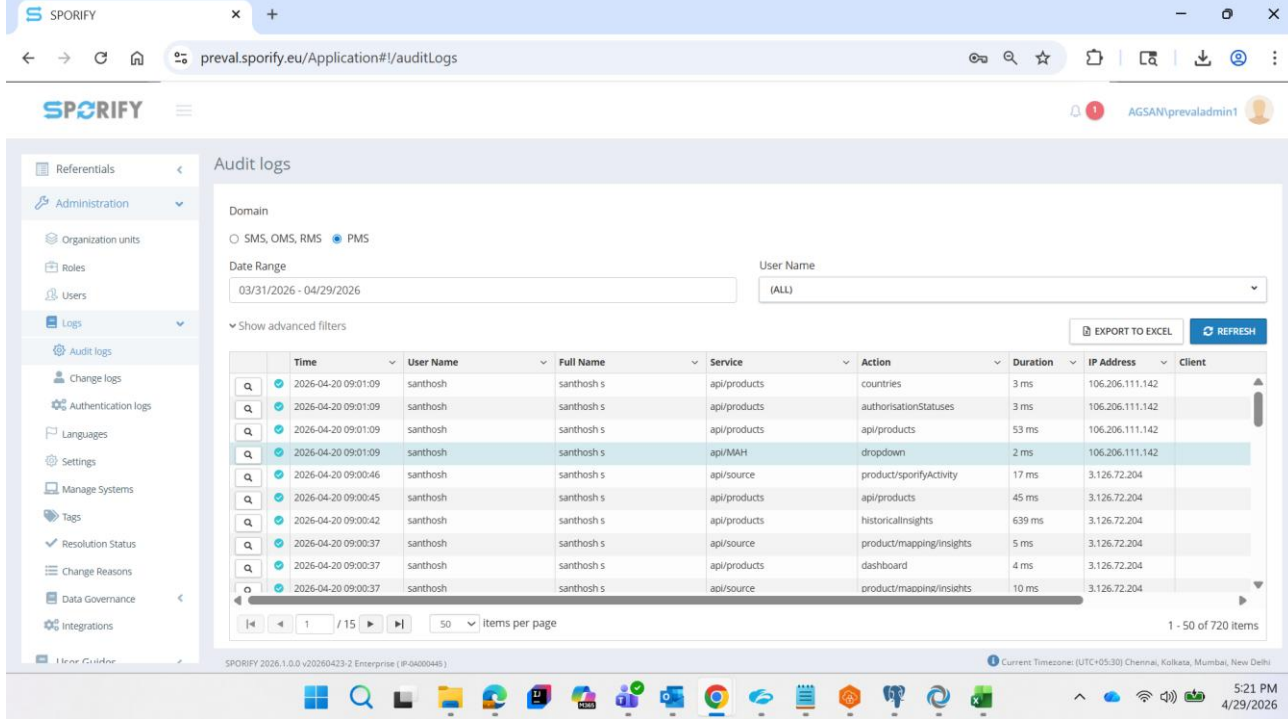
The footer of the application shows the version: SPORIFY 2026.1.0.0_v2026043-2 Enterprise (P-0480046) and the current timezone: (UTC+05:30) Chennai, Kolkata, Mumbai, New Delhi. The system clock shows 5:19 PM on 4/29/2026.

	Project	SPORIFY	Document Type	OQ Script
			Document Version	1.0
Document Name	AG_SPOR_2026.1.0.0_OQ_Audit_Logs		Page	Page 80 of 128

Step No	Procedure Steps	Test Data	Expected Results	Actual Results	Test Status
	 <p>The screenshot displays the 'Audit logs' section of the SPORIFY application. The interface includes a navigation sidebar on the left with options like 'Referentials', 'Administration', 'Organization units', 'Roles', 'Users', 'Logs', 'Audit logs', 'Change logs', 'Authentication logs', 'Languages', 'Settings', 'Manage Systems', 'Tags', 'Resolution Status', 'Change Reasons', 'Data Governance', and 'Integrations'. The main content area shows a table of audit logs with columns: Time, User Name, Full Name, Service, Action, Duration, IP Address, and Client. The table contains 10 rows of data, with the first row being: 2026-04-29 17:18:45, prevaladmin1, preval admin, api/source, product/mapping/insights, 10 ms, 3.126.72.204. Below the table, there are pagination controls showing '1 - 50 of 55 items' and a '50' items per page setting. At the bottom of the screenshot, the Windows taskbar is visible with the time 5:19 PM on 4/29/2026.</p>				


	Project	SPORIFY	Document Type	OQ Script
			Document Version	1.0
Document Name	AG_SPOR_2026.1.0.0_OQ_Audit_Logs		Page	Page 81 of 128

Step No	Procedure Steps	Test Data	Expected Results	Actual Results	Test Status
Step 39	Click the 'Refresh' button. *PS*	NA	The filter is applied and the audit details as per the filter criteria is displayed.	AE Clive Don Rodrigues 29 Apr 2026 at 05:22 PM	Passed




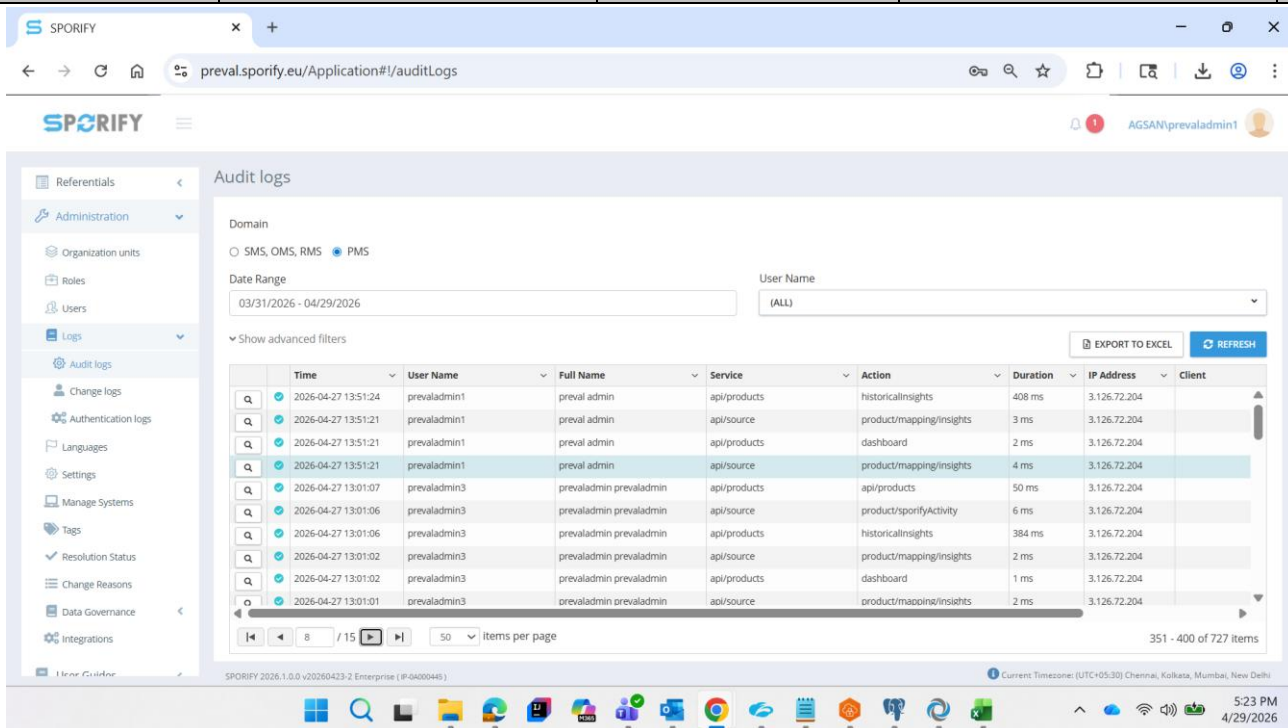
The screenshot displays the SPORIFY application's 'Audit logs' page. The browser address bar shows the URL 'preval.sporify.eu/Application#/auditLogs'. The application interface includes a sidebar with navigation options such as 'Referentials', 'Administration', 'Logs', and 'Audit logs'. The main content area shows a table of audit logs with columns for Time, User Name, Full Name, Service, Action, Duration, IP Address, and Client. The table contains several entries for user 'santhosh s' on 2026-04-20. A 'REFRESH' button is visible in the top right of the table area.


Time	User Name	Full Name	Service	Action	Duration	IP Address	Client
2026-04-20 09:01:09	santhosh	santhosh s	api/products	countries	3 ms	106.206.111.142	
2026-04-20 09:01:09	santhosh	santhosh s	api/products	authorisationStatuses	3 ms	106.206.111.142	
2026-04-20 09:01:09	santhosh	santhosh s	api/products	api/products	53 ms	106.206.111.142	
2026-04-20 09:01:09	santhosh	santhosh s	api/MAH	dropdown	2 ms	106.206.111.142	
2026-04-20 09:00:46	santhosh	santhosh s	api/source	product/sporifyActivity	17 ms	3.126.72.204	
2026-04-20 09:00:45	santhosh	santhosh s	api/products	api/products	45 ms	3.126.72.204	
2026-04-20 09:00:42	santhosh	santhosh s	api/products	historicalInsights	639 ms	3.126.72.204	
2026-04-20 09:00:37	santhosh	santhosh s	api/source	product/mapping/insights	5 ms	3.126.72.204	
2026-04-20 09:00:37	santhosh	santhosh s	api/products	dashboard	4 ms	3.126.72.204	
2026-04-20 09:00:37	santhosh	santhosh s	api/source	product/mapoia/insights	10 ms	3.126.72.204	

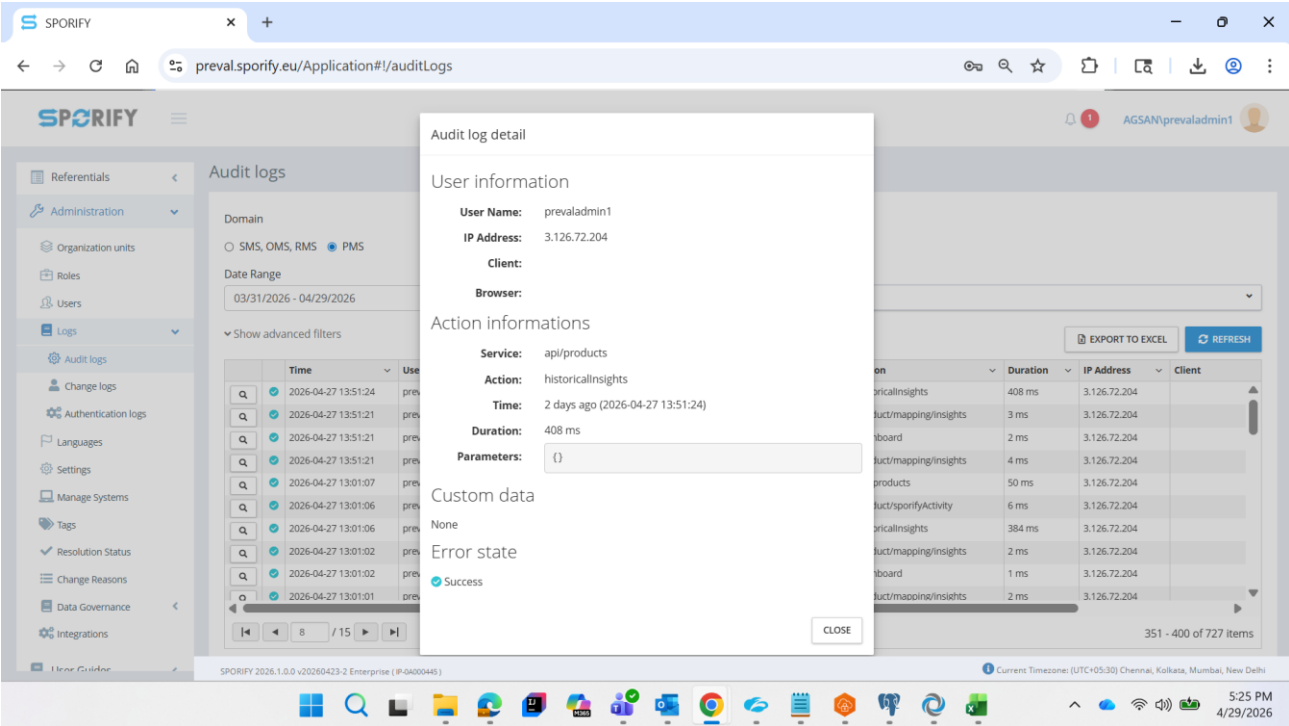
	Project	SPORIFY	Document Type	OQ Script
			Document Version	1.0
Document Name	AG_SPOR_2026.1.0.0_OQ_Audit_Logs		Page	Page 82 of 128


Step No	Procedure Steps	Test Data	Expected Results	Actual Results	Test Status
Step 40	FR_ADM_LOG_003: Click on the lookup icon in the first column for any of the record with success status and view the details of an audit log item. *PS*	<p>User Information:</p> <p>1.User Name: <Username who performed respective action></p> <p>2.IP Address: <ip address of user></p> <p>3.Client: <blank></p> <p>4.Browser: <blank></p> <p>Action Informations:</p> <p>1.Service: <Respective service called for this action></p> <p>2.Action: <Respective action performed></p> <p>3.Time: <Timestamp of the action performed></p> <p>4.Duration: <duration of the action></p> <p>5.Parameters: <input parameters values if applicable></p> <p>Custom Data: <None, or respective data></p> <p>Error State: Success</p>	The 'Audit Log Detail' modal is displayed for the selected audit record. This modal contains the section/fields with respective details as mentioned in test data column.	<p>User Information:</p> <p>1.User Name: prevaladmin1</p> <p>2.IP Address: 3.126.72.204</p> <p>3.Client:</p> <p>4.Browser:</p> <p>Action Informations:</p> <p>1.Service: api/products</p> <p>2.Action: historicalInsights</p> <p>3.Time: 2 days ago (2026-04-27 13:51:24)</p> <p>4.Duration: 408 ms</p> <p>5.Parameters: {}</p> <p>Custom Data: None</p> <p>Error State: Success</p> <p>AE</p> <p>Clive Don Rodrigues</p> <p>29 Apr 2026 at 05:26 PM</p>	Passed

	Project	SPORIFY	Document Type	OQ Script
			Document Version	1.0
Document Name	AG_SPOR_2026.1.0.0_OQ_Audit_Logs		Page	Page 83 of 128

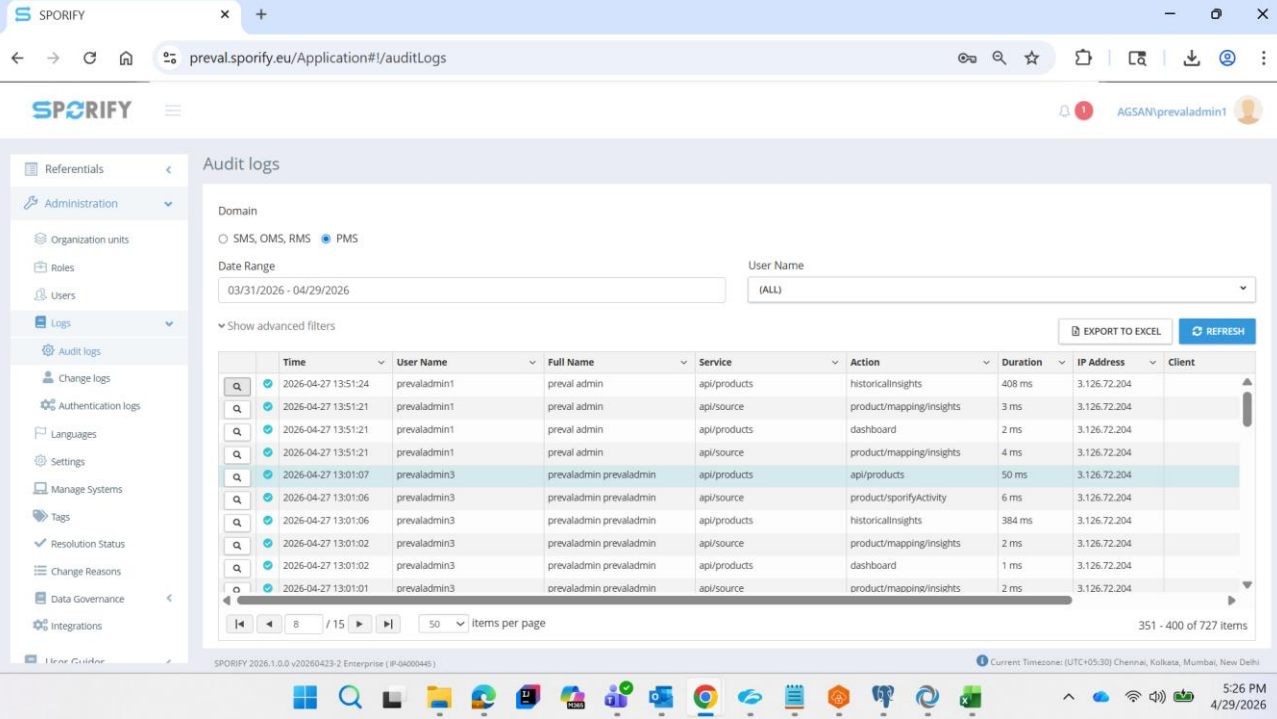
Step No	Procedure Steps	Test Data	Expected Results	Actual Results	Test Status																																																																																								
 <p>The screenshot displays the SPORIFY web application's 'Audit logs' section. The interface includes a navigation sidebar on the left with options like 'Referentials', 'Administration', 'Organization units', 'Roles', 'Users', 'Logs', 'Audit logs', 'Change logs', 'Authentication logs', 'Languages', 'Settings', 'Manage Systems', 'Tags', 'Resolution Status', 'Change Reasons', 'Data Governance', and 'Integrations'. The main content area shows a table of audit logs with columns for Time, User Name, Full Name, Service, Action, Duration, IP Address, and Client. The table contains 15 rows of data, with the first row highlighted. The date range is set to 03/31/2026 - 04/29/2026, and the user name filter is set to (ALL). The table shows various actions such as 'historicalInsights', 'product/mapping/insights', 'dashboard', and 'api/products' performed by users like 'prevaladmin1' and 'prevaladmin3'. The bottom of the screenshot shows the Windows taskbar with the time 5:23 PM on 4/29/2026.</p> <table border="1"> <thead> <tr> <th>Time</th> <th>User Name</th> <th>Full Name</th> <th>Service</th> <th>Action</th> <th>Duration</th> <th>IP Address</th> <th>Client</th> </tr> </thead> <tbody> <tr> <td>2026-04-27 13:51:24</td> <td>prevaladmin1</td> <td>preval admin</td> <td>api/products</td> <td>historicalInsights</td> <td>408 ms</td> <td>3.126.72.204</td> <td></td> </tr> <tr> <td>2026-04-27 13:51:21</td> <td>prevaladmin1</td> <td>preval admin</td> <td>api/source</td> <td>product/mapping/insights</td> <td>3 ms</td> <td>3.126.72.204</td> <td></td> </tr> <tr> <td>2026-04-27 13:51:21</td> <td>prevaladmin1</td> <td>preval admin</td> <td>api/products</td> <td>dashboard</td> <td>2 ms</td> <td>3.126.72.204</td> <td></td> </tr> <tr> <td>2026-04-27 13:51:21</td> <td>prevaladmin1</td> <td>preval admin</td> <td>api/source</td> <td>product/mapping/insights</td> <td>4 ms</td> <td>3.126.72.204</td> <td></td> </tr> <tr> <td>2026-04-27 13:01:07</td> <td>prevaladmin3</td> <td>prevaladmin prevaladmin</td> <td>api/products</td> <td>api/products</td> <td>50 ms</td> <td>3.126.72.204</td> <td></td> </tr> <tr> <td>2026-04-27 13:01:06</td> <td>prevaladmin3</td> <td>prevaladmin prevaladmin</td> <td>api/source</td> <td>product/sporifyActivity</td> <td>6 ms</td> <td>3.126.72.204</td> <td></td> </tr> <tr> <td>2026-04-27 13:01:06</td> <td>prevaladmin3</td> <td>prevaladmin prevaladmin</td> <td>api/products</td> <td>historicalInsights</td> <td>384 ms</td> <td>3.126.72.204</td> <td></td> </tr> <tr> <td>2026-04-27 13:01:02</td> <td>prevaladmin3</td> <td>prevaladmin prevaladmin</td> <td>api/source</td> <td>product/mapping/insights</td> <td>2 ms</td> <td>3.126.72.204</td> <td></td> </tr> <tr> <td>2026-04-27 13:01:02</td> <td>prevaladmin3</td> <td>prevaladmin prevaladmin</td> <td>api/products</td> <td>dashboard</td> <td>1 ms</td> <td>3.126.72.204</td> <td></td> </tr> <tr> <td>2026-04-27 13:01:01</td> <td>prevaladmin3</td> <td>prevaladmin prevaladmin</td> <td>api/source</td> <td>product/mapping/insights</td> <td>2 ms</td> <td>3.126.72.204</td> <td></td> </tr> </tbody> </table>						Time	User Name	Full Name	Service	Action	Duration	IP Address	Client	2026-04-27 13:51:24	prevaladmin1	preval admin	api/products	historicalInsights	408 ms	3.126.72.204		2026-04-27 13:51:21	prevaladmin1	preval admin	api/source	product/mapping/insights	3 ms	3.126.72.204		2026-04-27 13:51:21	prevaladmin1	preval admin	api/products	dashboard	2 ms	3.126.72.204		2026-04-27 13:51:21	prevaladmin1	preval admin	api/source	product/mapping/insights	4 ms	3.126.72.204		2026-04-27 13:01:07	prevaladmin3	prevaladmin prevaladmin	api/products	api/products	50 ms	3.126.72.204		2026-04-27 13:01:06	prevaladmin3	prevaladmin prevaladmin	api/source	product/sporifyActivity	6 ms	3.126.72.204		2026-04-27 13:01:06	prevaladmin3	prevaladmin prevaladmin	api/products	historicalInsights	384 ms	3.126.72.204		2026-04-27 13:01:02	prevaladmin3	prevaladmin prevaladmin	api/source	product/mapping/insights	2 ms	3.126.72.204		2026-04-27 13:01:02	prevaladmin3	prevaladmin prevaladmin	api/products	dashboard	1 ms	3.126.72.204		2026-04-27 13:01:01	prevaladmin3	prevaladmin prevaladmin	api/source	product/mapping/insights	2 ms	3.126.72.204	
Time	User Name	Full Name	Service	Action	Duration	IP Address	Client																																																																																						
2026-04-27 13:51:24	prevaladmin1	preval admin	api/products	historicalInsights	408 ms	3.126.72.204																																																																																							
2026-04-27 13:51:21	prevaladmin1	preval admin	api/source	product/mapping/insights	3 ms	3.126.72.204																																																																																							
2026-04-27 13:51:21	prevaladmin1	preval admin	api/products	dashboard	2 ms	3.126.72.204																																																																																							
2026-04-27 13:51:21	prevaladmin1	preval admin	api/source	product/mapping/insights	4 ms	3.126.72.204																																																																																							
2026-04-27 13:01:07	prevaladmin3	prevaladmin prevaladmin	api/products	api/products	50 ms	3.126.72.204																																																																																							
2026-04-27 13:01:06	prevaladmin3	prevaladmin prevaladmin	api/source	product/sporifyActivity	6 ms	3.126.72.204																																																																																							
2026-04-27 13:01:06	prevaladmin3	prevaladmin prevaladmin	api/products	historicalInsights	384 ms	3.126.72.204																																																																																							
2026-04-27 13:01:02	prevaladmin3	prevaladmin prevaladmin	api/source	product/mapping/insights	2 ms	3.126.72.204																																																																																							
2026-04-27 13:01:02	prevaladmin3	prevaladmin prevaladmin	api/products	dashboard	1 ms	3.126.72.204																																																																																							
2026-04-27 13:01:01	prevaladmin3	prevaladmin prevaladmin	api/source	product/mapping/insights	2 ms	3.126.72.204																																																																																							

	Project	SPORIFY	Document Type	OQ Script
			Document Version	1.0
Document Name	AG_SPOR_2026.1.0.0_OQ_Audit_Logs		Page	Page 84 of 128


Step No	Procedure Steps	Test Data	Expected Results	Actual Results	Test Status
	 <p>The screenshot displays the SPORIFY application's 'Audit logs' section. A modal window titled 'Audit log detail' is open, showing the following information:</p> <ul style="list-style-type: none"> User information: <ul style="list-style-type: none"> User Name: prevaladmin1 IP Address: 3.126.72.204 Client: Browser: Action informations: <ul style="list-style-type: none"> Service: api/products Action: historicalInsights Time: 2 days ago (2026-04-27 13:51:24) Duration: 408 ms Parameters: {} Custom data: None Error state: Success <p>The background interface shows a table of audit logs with columns for Time, User, and Action. The current entry is highlighted. The table also includes 'EXPORT TO EXCEL' and 'REFRESH' buttons. The bottom of the screenshot shows the Windows taskbar with the system clock at 5:25 PM on 4/29/2026.</p>				

	Project	SPORIFY	Document Type	OQ Script
			Document Version	1.0
Document Name	AG_SPOR_2026.1.0.0_OQ_Audit_Logs		Page	Page 85 of 128

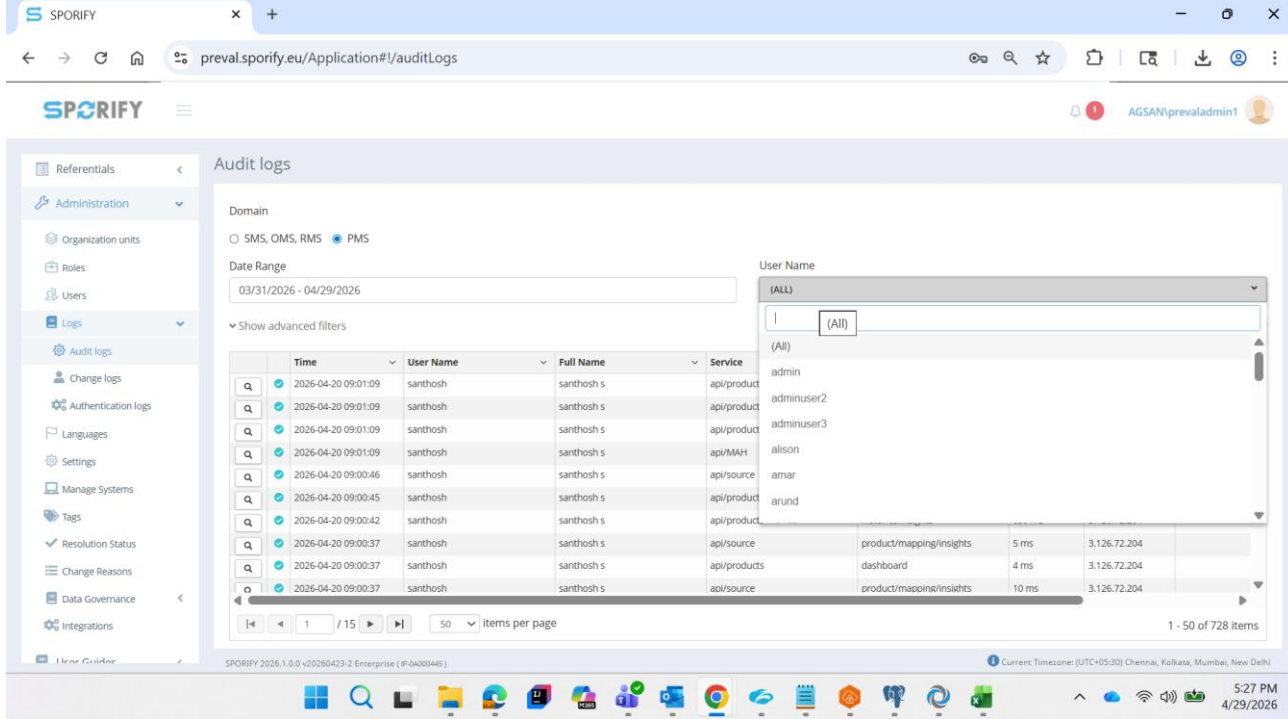
Step No	Procedure Steps	Test Data	Expected Results	Actual Results	Test Status
Step 41	Close the Audit log detail Modal. *PS*	NA	Audit log detail modal is closed.	AE Clive Don Rodrigues 29 Apr 2026 at 05:27 PM	Passed



The screenshot displays the SPORIFY application's 'Audit logs' page. The browser address bar shows the URL 'preval.sporify.eu/Application#/1/auditLogs'. The application interface includes a sidebar with navigation options such as 'Referentials', 'Administration', 'Logs', and 'Audit logs'. The main content area shows a table of audit logs with columns for Time, User Name, Full Name, Service, Action, Duration, IP Address, and Client. The table contains several entries, including actions like 'historicalinsights', 'product/mapping/insights', 'dashboard', and 'api/products' performed by users 'prevaladmin1' and 'prevaladmin3'. The interface also includes filters for Domain (SMS, OMS, RMS, PMS), Date Range (03/31/2026 - 04/29/2026), and User Name (ALL). There are buttons for 'EXPORT TO EXCEL' and 'REFRESH'.


	Project	SPORIFY	Document Type	OQ Script
			Document Version	1.0
Document Name	AG_SPOR_2026.1.0.0_OQ_Audit_Logs		Page	Page 86 of 128

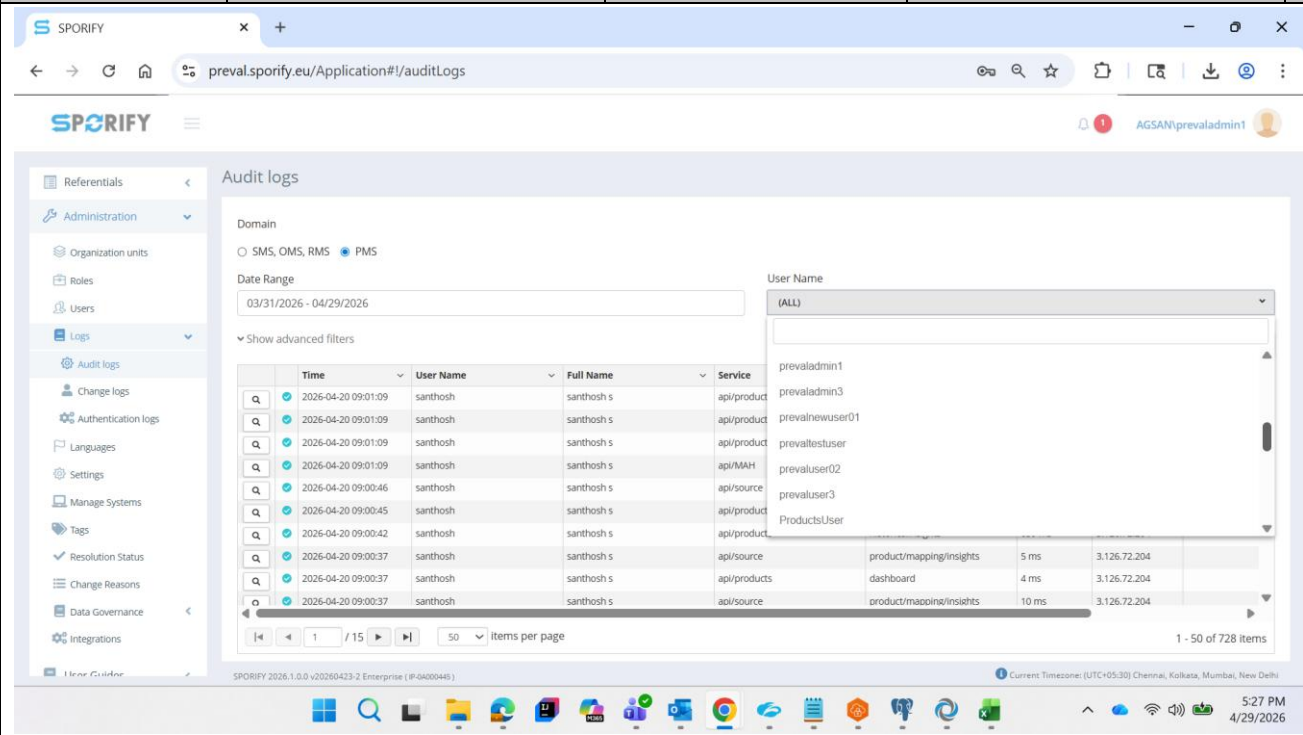
Step No	Procedure Steps	Test Data	Expected Results	Actual Results	Test Status
Step 42	Click on the 'User Name' filter. *PS*	NA	A list of all usernames associated with the tenant is displayed.	AE Clive Don Rodrigues 29 Apr 2026 at 05:28 PM	Passed




The screenshot shows the SPORIFY application's 'Audit logs' page. The interface includes a sidebar with navigation options like Referentials, Administration, and Logs. The main area displays a table of audit logs with columns for Time, User Name, Full Name, and Service. A 'User Name' filter dropdown is open, showing a list of users including admin, adminuser2, adminuser3, alison, amar, and arund. The table shows several log entries for user 'santhosh s' with various services and timestamps.

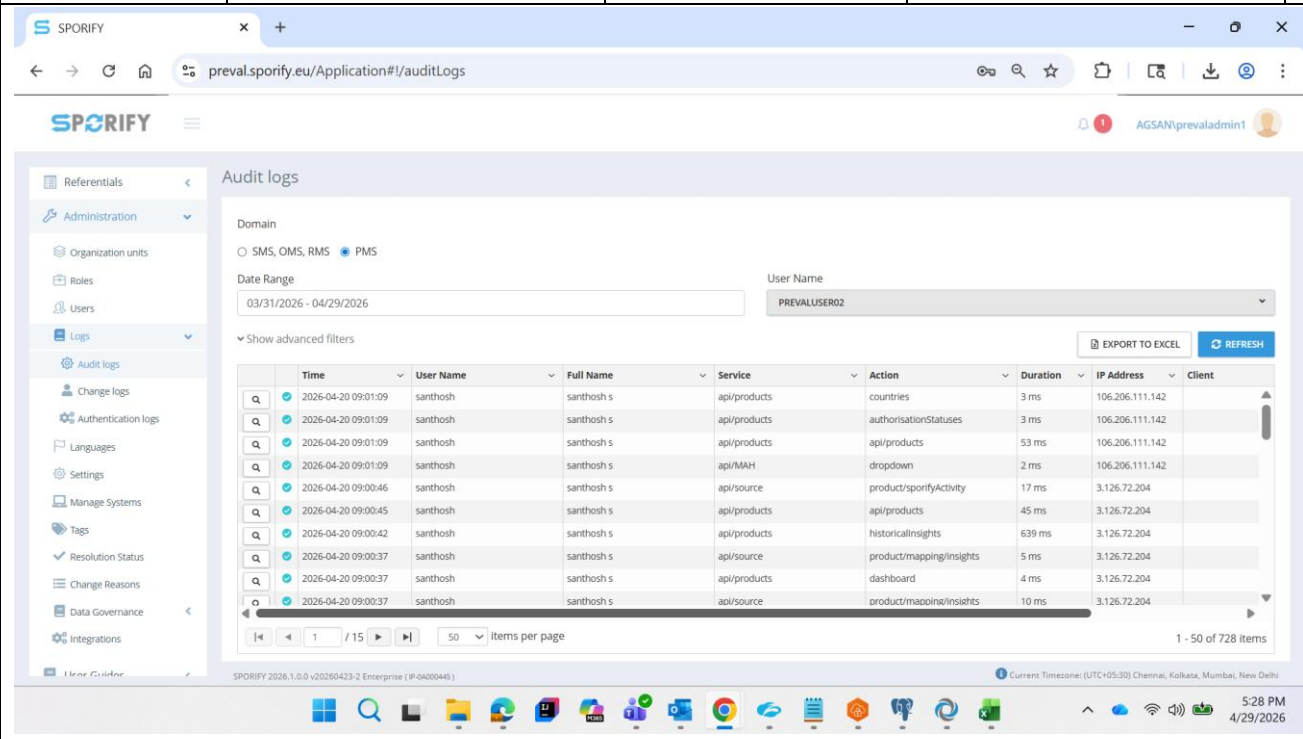
Time	User Name	Full Name	Service
2026-04-20 09:01:09	santhosh	santhosh s	api/product
2026-04-20 09:01:09	santhosh	santhosh s	api/product
2026-04-20 09:01:09	santhosh	santhosh s	api/product
2026-04-20 09:01:09	santhosh	santhosh s	api/MAH
2026-04-20 09:00:46	santhosh	santhosh s	api/source
2026-04-20 09:00:45	santhosh	santhosh s	api/product
2026-04-20 09:00:42	santhosh	santhosh s	api/product
2026-04-20 09:00:37	santhosh	santhosh s	api/source
2026-04-20 09:00:37	santhosh	santhosh s	api/products
2026-04-20 09:00:37	santhosh	santhosh s	api/source

	Project	SPORIFY	Document Type	OQ Script
			Document Version	1.0
Document Name	AG_SPOR_2026.1.0.0_OQ_Audit_Logs		Page	Page 87 of 128


Step No	Procedure Steps	Test Data	Expected Results	Actual Results	Test Status
	 <p>The screenshot displays the 'Audit logs' section of the SPORIFY application. The interface includes a navigation sidebar on the left with options like 'Referentials', 'Administration', 'Organization units', 'Roles', 'Users', 'Logs', 'Audit logs', 'Change logs', 'Authentication logs', 'Languages', 'Settings', 'Manage Systems', 'Tags', 'Resolution Status', 'Change Reasons', 'Data Governance', and 'Integrations'. The main content area shows a table of audit logs with columns for Time, User Name, Full Name, Service, and additional details. A 'User Name' dropdown menu is open, listing users such as prevaladmin1, prevaladmin3, prevalnewuser01, prevaltestuser, prevauser02, prevauser3, and ProductsUser. The table contains 15 rows of data, with the first row being: 2026-04-20 09:01:09, santhosh, santhosh s, api/product. The bottom of the screenshot shows the Windows taskbar with the time 5:27 PM on 4/29/2026.</p>				

	Project	SPORIFY	Document Type	OQ Script
			Document Version	1.0
Document Name	AG_SPOR_2026.1.0.0_OQ_Audit_Logs		Page	Page 88 of 128

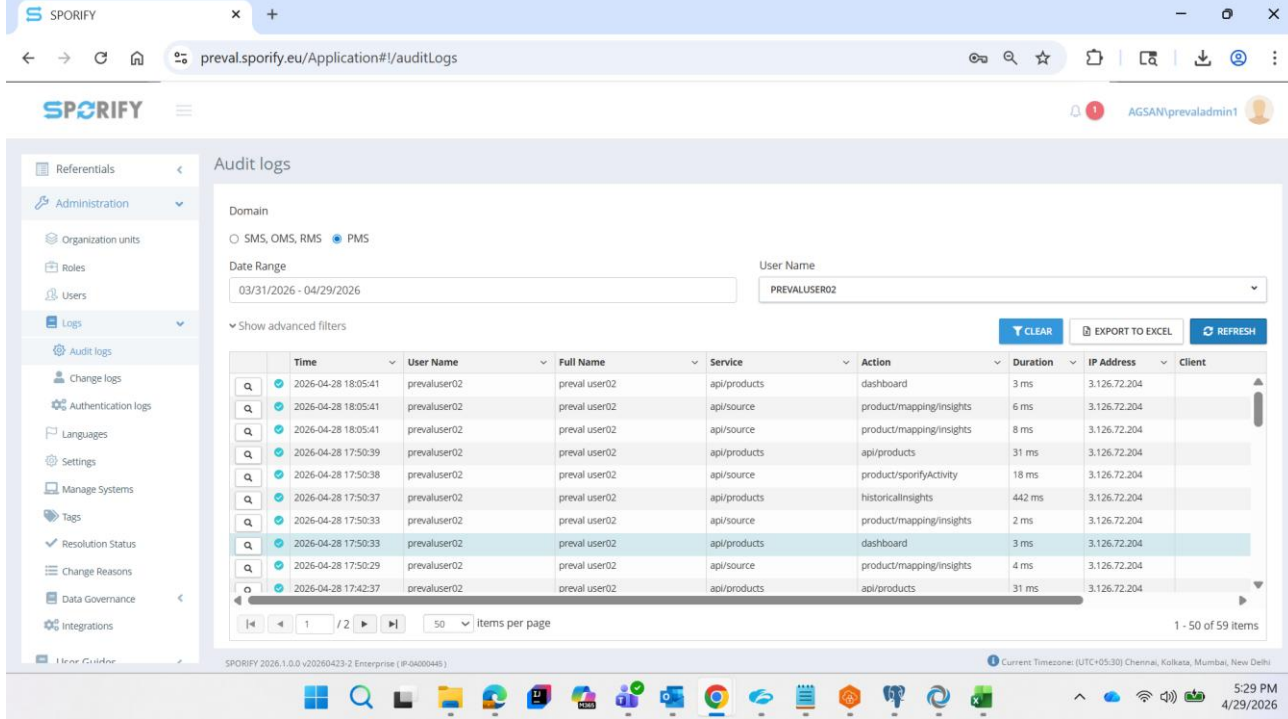
Step No	Procedure Steps	Test Data	Expected Results	Actual Results	Test Status
Step 43	Select a username as mentioned in test data column. *PS*	User Name: <user1>	The 'User Name' filter is set to the selected username.	User Name: prevaluser02 AE Clive Don Rodrigues 29 Apr 2026 at 05:29 PM	Passed




The screenshot displays the SPORIFY web application's 'Audit logs' page. The browser address bar shows the URL 'preval.sporify.eu/Application#/auditLogs'. The page header includes the SPORIFY logo and the user 'AGSAN/prevaladmin1'. The left sidebar contains navigation options such as 'Referentials', 'Administration', 'Organization units', 'Roles', 'Users', 'Logs', 'Audit logs', 'Change logs', 'Authentication logs', 'Languages', 'Settings', 'Manage Systems', 'Tags', 'Resolution Status', 'Change Reasons', 'Data Governance', and 'Integrations'. The main content area shows the 'Audit logs' section with a 'Domain' filter set to 'SMS, OMS, RMS, PMS' and a 'Date Range' of '03/31/2026 - 04/29/2026'. The 'User Name' filter is set to 'PREVALUSER02'. A table of audit logs is displayed with columns: Time, User Name, Full Name, Service, Action, Duration, IP Address, and Client. The table contains 10 rows of log entries for user 'santhosh s' on 2026-04-20. The bottom of the screenshot shows the Windows taskbar with the system clock at 5:28 PM on 4/29/2026.

	Project	SPORIFY	Document Type	OQ Script
			Document Version	1.0
Document Name	AG_SPOR_2026.1.0.0_OQ_Audit_Logs		Page	Page 89 of 128


Step No	Procedure Steps	Test Data	Expected Results	Actual Results	Test Status
Step 44	Click the 'Refresh' button. *PS*	NA	The filter is applied and the audit details as per the filter criteria is displayed.	AE Clive Don Rodrigues 29 Apr 2026 at 05:29 PM	Passed

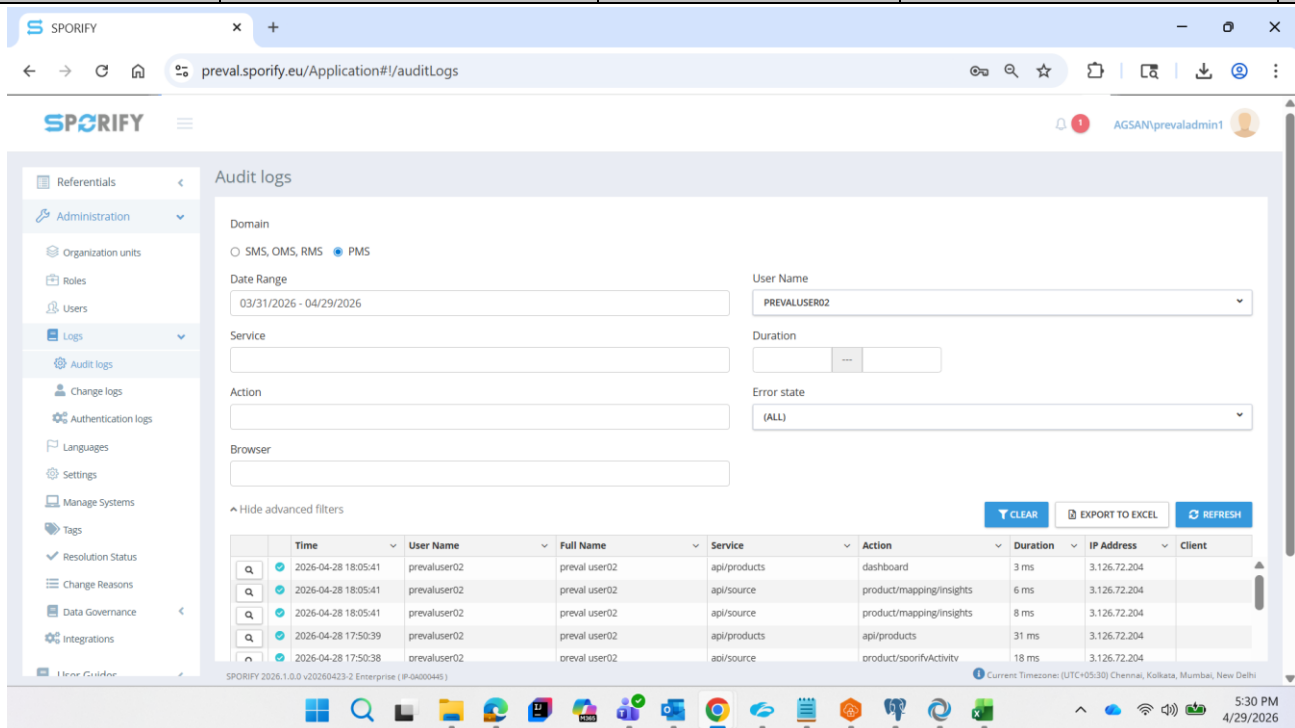



The screenshot displays the SPORIFY application's 'Audit logs' page. The browser address bar shows the URL 'preval.sporify.eu/Application#/auditLogs'. The application interface includes a sidebar with navigation options such as 'Referentials', 'Administration', 'Organization units', 'Roles', 'Users', 'Logs', 'Audit logs', 'Change logs', 'Authentication logs', 'Languages', 'Settings', 'Manage Systems', 'Tags', 'Resolution Status', 'Change Reasons', 'Data Governance', and 'Integrations'. The main content area shows a table of audit logs with the following columns: Time, User Name, Full Name, Service, Action, Duration, IP Address, and Client. The table contains several entries for the user 'prevaluser02' with various actions like 'dashboard', 'product/mapping/insights', and 'api/products'. A 'REFRESH' button is visible at the top right of the table area. The system tray at the bottom shows the current time as 5:29 PM on 4/29/2026.

	Project	SPORIFY	Document Type	OQ Script
			Document Version	1.0
Document Name	AG_SPOR_2026.1.0.0_OQ_Audit_Logs		Page	Page 90 of 128

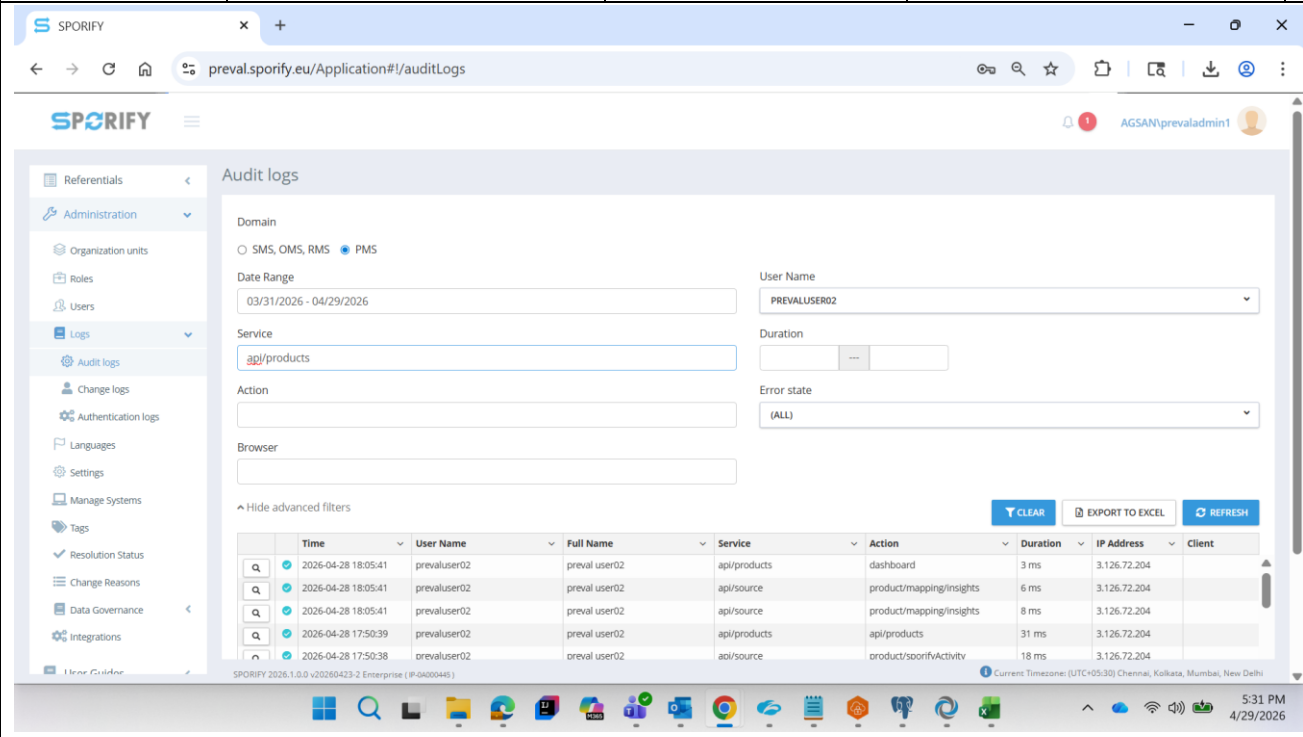
Step No	Procedure Steps	Test Data	Expected Results	Actual Results	Test Status
Step 45	FR_ADM_LOG_004: Click 'Show Advanced Filters'. *PS*	Service Duration Action Error State Browser	All available advanced filters as mentioned in test data column are displayed.	Service Duration Action Error State Browser AE Clive Don Rodrigues 29 Apr 2026 at 05:31 PM	Passed

	Project	SPORIFY	Document Type	OQ Script
			Document Version	1.0
Document Name	AG_SPOR_2026.1.0.0_OQ_Audit_Logs		Page	Page 91 of 128

Step No	Procedure Steps	Test Data	Expected Results	Actual Results	Test Status																																																
	 <p>The screenshot shows the SPORIFY Audit logs interface. The left sidebar contains navigation options like Administration, Organization units, Roles, Users, Logs, Audit logs, Change logs, Authentication logs, Languages, Settings, Manage Systems, Tags, Resolution Status, Change Reasons, Data Governance, and Integrations. The main area displays filters for Domain (SMS, OMS, RMS, PMS), Date Range (03/31/2026 - 04/29/2026), User Name (PREVALUSER02), Service, Duration, Action, Error state (ALL), and Browser. Below the filters is a table of log entries with columns: Time, User Name, Full Name, Service, Action, Duration, IP Address, and Client.</p> <table border="1"> <thead> <tr> <th>Time</th> <th>User Name</th> <th>Full Name</th> <th>Service</th> <th>Action</th> <th>Duration</th> <th>IP Address</th> <th>Client</th> </tr> </thead> <tbody> <tr> <td>2026-04-28 18:05:41</td> <td>prevaluser02</td> <td>preval user02</td> <td>api/products</td> <td>dashboard</td> <td>3 ms</td> <td>3.126.72.204</td> <td></td> </tr> <tr> <td>2026-04-28 18:05:41</td> <td>prevaluser02</td> <td>preval user02</td> <td>api/source</td> <td>product/mapping/insights</td> <td>6 ms</td> <td>3.126.72.204</td> <td></td> </tr> <tr> <td>2026-04-28 18:05:41</td> <td>prevaluser02</td> <td>preval user02</td> <td>api/source</td> <td>product/mapping/insights</td> <td>8 ms</td> <td>3.126.72.204</td> <td></td> </tr> <tr> <td>2026-04-28 17:50:39</td> <td>prevaluser02</td> <td>preval user02</td> <td>api/products</td> <td>api/products</td> <td>31 ms</td> <td>3.126.72.204</td> <td></td> </tr> <tr> <td>2026-04-28 17:50:38</td> <td>prevaluser02</td> <td>preval user02</td> <td>api/source</td> <td>product/sporifyActivity</td> <td>18 ms</td> <td>3.126.72.204</td> <td></td> </tr> </tbody> </table>					Time	User Name	Full Name	Service	Action	Duration	IP Address	Client	2026-04-28 18:05:41	prevaluser02	preval user02	api/products	dashboard	3 ms	3.126.72.204		2026-04-28 18:05:41	prevaluser02	preval user02	api/source	product/mapping/insights	6 ms	3.126.72.204		2026-04-28 18:05:41	prevaluser02	preval user02	api/source	product/mapping/insights	8 ms	3.126.72.204		2026-04-28 17:50:39	prevaluser02	preval user02	api/products	api/products	31 ms	3.126.72.204		2026-04-28 17:50:38	prevaluser02	preval user02	api/source	product/sporifyActivity	18 ms	3.126.72.204	
Time	User Name	Full Name	Service	Action	Duration	IP Address	Client																																														
2026-04-28 18:05:41	prevaluser02	preval user02	api/products	dashboard	3 ms	3.126.72.204																																															
2026-04-28 18:05:41	prevaluser02	preval user02	api/source	product/mapping/insights	6 ms	3.126.72.204																																															
2026-04-28 18:05:41	prevaluser02	preval user02	api/source	product/mapping/insights	8 ms	3.126.72.204																																															
2026-04-28 17:50:39	prevaluser02	preval user02	api/products	api/products	31 ms	3.126.72.204																																															
2026-04-28 17:50:38	prevaluser02	preval user02	api/source	product/sporifyActivity	18 ms	3.126.72.204																																															


	Project	SPORIFY	Document Type	OQ Script
			Document Version	1.0
Document Name	AG_SPOR_2026.1.0.0_OQ_Audit_Logs		Page	Page 92 of 128

Step No	Procedure Steps	Test Data	Expected Results	Actual Results	Test Status
Step 46	Enter the service name in the 'Service' field as mentioned in test data column. *PS*	Service: <api/products>	The 'Service' filter is set to the inserted service.	Service: api/products AE Clive Don Rodrigues 29 Apr 2026 at 05:32 PM	Passed

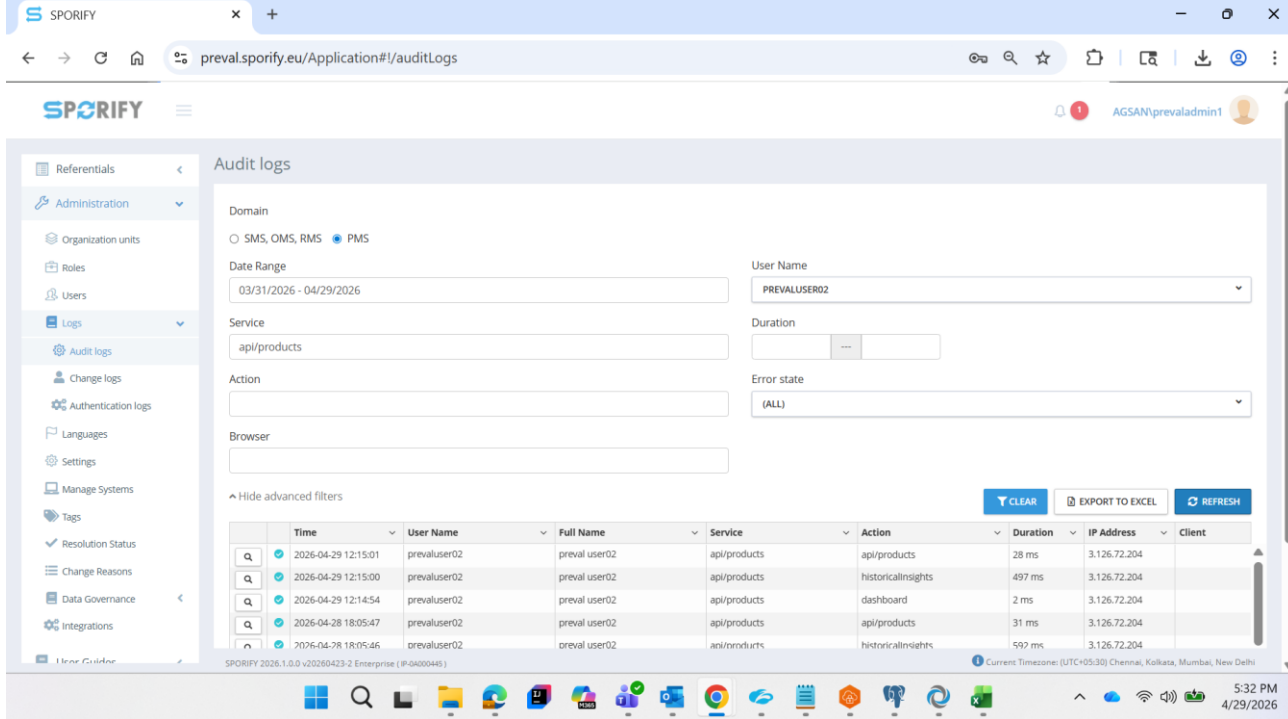


The screenshot shows the SPORIFY web application interface for viewing audit logs. The left sidebar contains navigation options like Administration, Logs, and Audit logs. The main area displays a table of audit log entries with columns for Time, User Name, Full Name, Service, Action, Duration, IP Address, and Client. The table shows several entries for 'prevaluser02' performing actions like 'dashboard', 'product/mapping/insights', and 'api/products'.

Time	User Name	Full Name	Service	Action	Duration	IP Address	Client
2026-04-28 18:05:41	prevaluser02	preval user02	api/products	dashboard	3 ms	3.126.72.204	
2026-04-28 18:05:41	prevaluser02	preval user02	api/source	product/mapping/insights	6 ms	3.126.72.204	
2026-04-28 18:05:41	prevaluser02	preval user02	api/source	product/mapping/insights	8 ms	3.126.72.204	
2026-04-28 17:50:39	prevaluser02	preval user02	api/products	api/products	31 ms	3.126.72.204	
2026-04-28 17:50:38	orevaluser02	oreval user02	api/source	product/sporifActivity	18 ms	3.126.72.204	


	Project	SPORIFY	Document Type	OQ Script
			Document Version	1.0
Document Name	AG_SPOR_2026.1.0.0_OQ_Audit_Logs		Page	Page 93 of 128

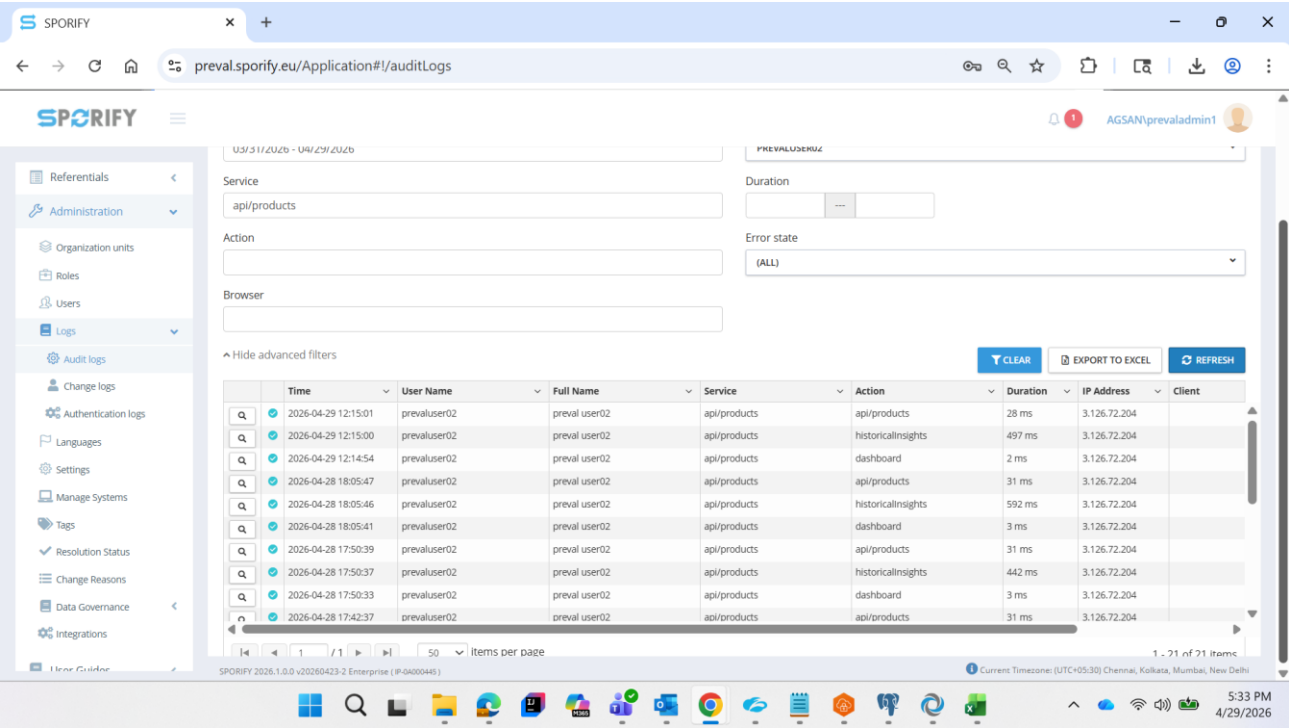
Step No	Procedure Steps	Test Data	Expected Results	Actual Results	Test Status
Step 47	Click the 'Refresh' button. *PS*	NA	The filter is applied and the audit details as per the filter criteria is displayed.	AE Clive Don Rodrigues 29 Apr 2026 at 05:33 PM	Passed




The screenshot shows the SPORIFY application's 'Audit logs' page. The interface includes a sidebar with navigation options like Referentials, Administration, Logs, and Settings. The main area shows filters for Domain (PMS), Date Range (03/31/2026 - 04/29/2026), User Name (PREVALUSER02), Service (api/products), and Action. A table below displays a list of audit log entries with columns for Time, User Name, Full Name, Service, Action, Duration, IP Address, and Client.

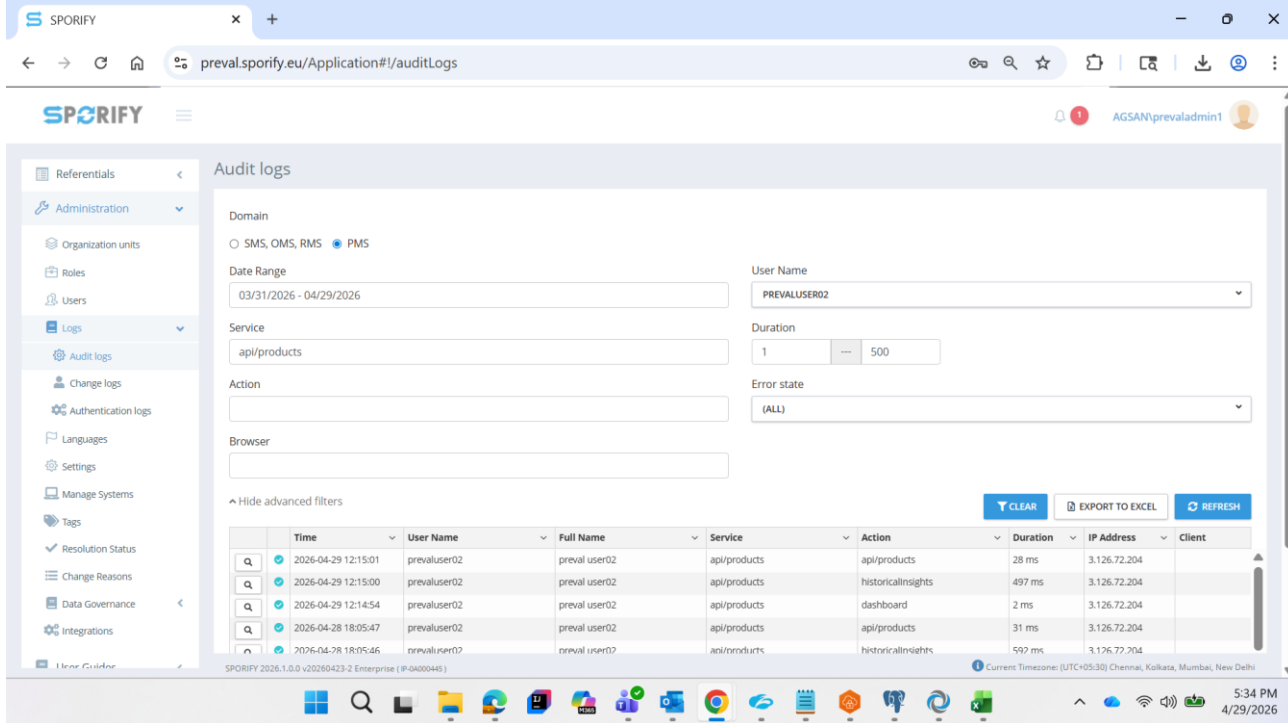
Time	User Name	Full Name	Service	Action	Duration	IP Address	Client
2026-04-29 12:15:01	prevaluser02	preval user02	api/products	api/products	28 ms	3.126.72.204	
2026-04-29 12:15:00	prevaluser02	preval user02	api/products	historicalinsights	497 ms	3.126.72.204	
2026-04-29 12:14:54	prevaluser02	preval user02	api/products	dashboard	2 ms	3.126.72.204	
2026-04-28 18:05:47	prevaluser02	preval user02	api/products	api/products	31 ms	3.126.72.204	
2026-04-28 18:05:46	prevaluser02	preval user02	api/products	historicalinsights	597 ms	3.126.72.204	

	Project	SPORIFY	Document Type	OQ Script
			Document Version	1.0
Document Name	AG_SPOR_2026.1.0.0_OQ_Audit_Logs		Page	Page 94 of 128

Step No	Procedure Steps	Test Data	Expected Results	Actual Results	Test Status
					

	Project	SPORIFY	Document Type	OQ Script
			Document Version	1.0
Document Name	AG_SPOR_2026.1.0.0_OQ_Audit_Logs		Page	Page 95 of 128

Step No	Procedure Steps	Test Data	Expected Results	Actual Results	Test Status
Step 48	Enter the value in the 'Duration' filter as mentioned in test data column. *PS*	Duration (first field): <1> Duration (second field): <500>	The 'Duration' filter is set to the inserted number of milliseconds.	Duration (first field): 1 Duration (second field): 500 AE Clive Don Rodrigues 29 Apr 2026 at 05:34 PM	Passed



The screenshot displays the SPORIFY web application interface for viewing audit logs. The browser address bar shows the URL: `preval.sporify.eu/Application#/auditLogs`. The user is logged in as `AGSAN\prevaladmin1`.


The 'Audit logs' section is active, showing the following filter settings:

- Domain: SMS, OMS, RMS PMS
- Date Range:
- User Name:
- Service:
- Duration: -
- Error state:
- Action:
- Browser:

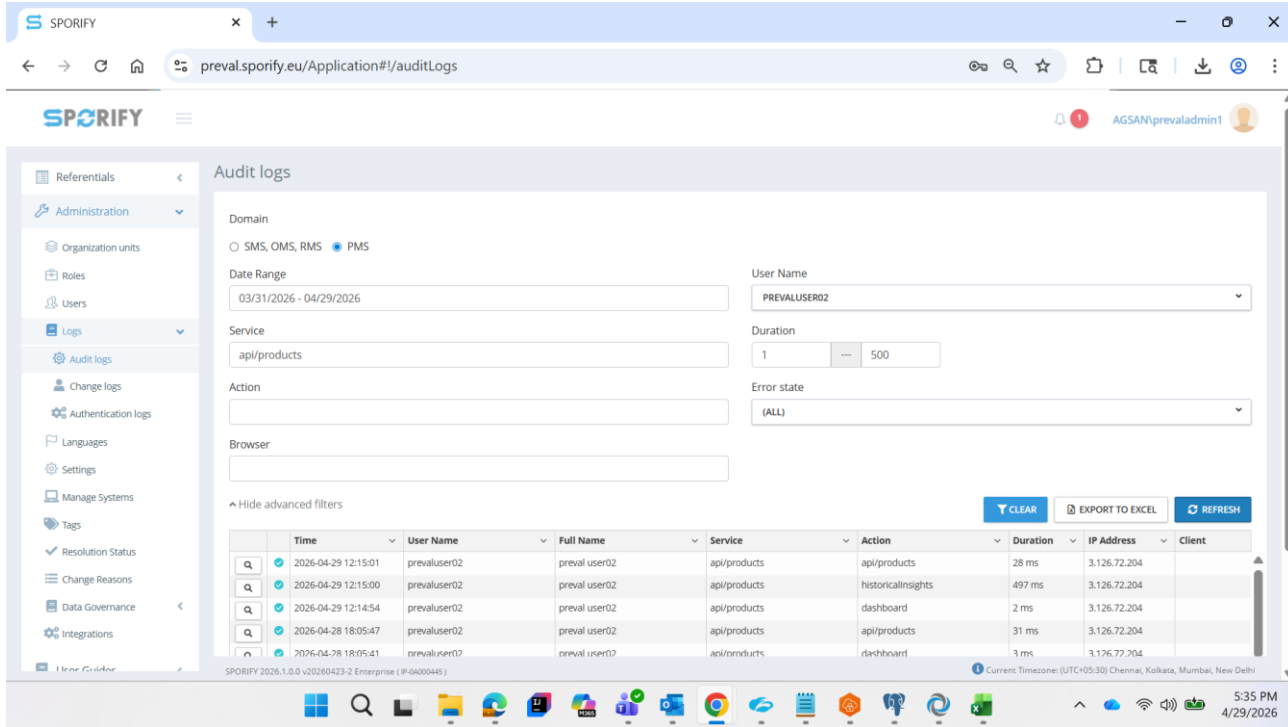
Below the filters, there is a table of log entries with columns: Time, User Name, Full Name, Service, Action, Duration, IP Address, and Client. The table contains 5 entries:

Time	User Name	Full Name	Service	Action	Duration	IP Address	Client
2026-04-29 12:15:01	prevaluser02	preval user02	api/products	api/products	28 ms	3.126.72.204	
2026-04-29 12:15:00	prevaluser02	preval user02	api/products	historicalinsights	497 ms	3.126.72.204	
2026-04-29 12:14:54	prevaluser02	preval user02	api/products	dashboard	2 ms	3.126.72.204	
2026-04-28 18:05:47	prevaluser02	preval user02	api/products	api/products	31 ms	3.126.72.204	
2026-04-28 18:05:46	prevaluser02	preval user02	api/products	historicalinsights	597 ms	3.126.72.204	

At the bottom of the interface, the system tray shows the current time as 5:34 PM on 4/29/2026.


	Project	SPORIFY	Document Type	OQ Script
			Document Version	1.0
Document Name	AG_SPOR_2026.1.0.0_OQ_Audit_Logs		Page	Page 96 of 128

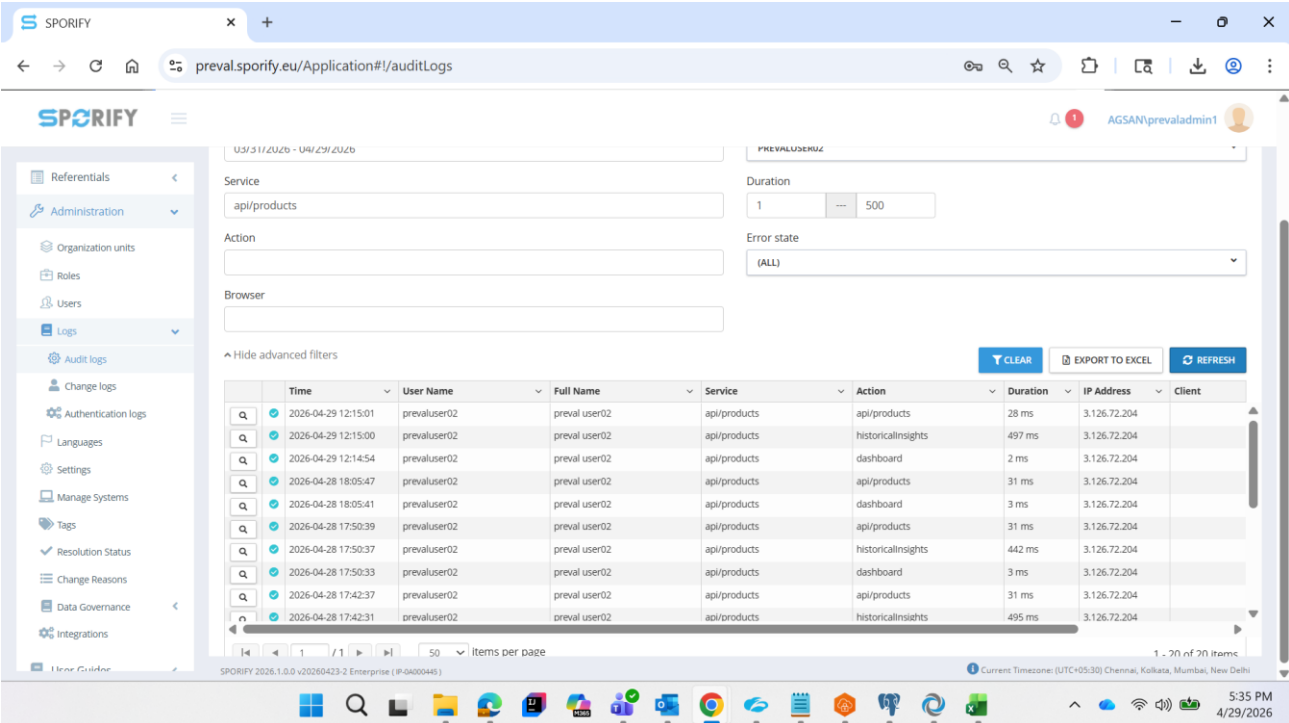
Step No	Procedure Steps	Test Data	Expected Results	Actual Results	Test Status
Step 49	Click the 'Refresh' button. *PS*	NA	The filter is applied and the audit details as per the filter criteria is displayed.	AE Clive Don Rodrigues 29 Apr 2026 at 05:36 PM	Passed




The screenshot displays the 'Audit logs' section of the SPORIFY application. The interface includes a sidebar with navigation options such as 'Referentials', 'Administration', 'Logs', and 'Settings'. The main content area shows filter settings for the audit logs, including Domain (SMS, OMS, RMS, PMS), Date Range (03/31/2026 - 04/29/2026), User Name (PREVALUSER02), Service (api/products), Duration (1 to 500), and Error state (ALL). Below the filters, there is a table of audit logs with columns for Time, User Name, Full Name, Service, Action, Duration, IP Address, and Client.

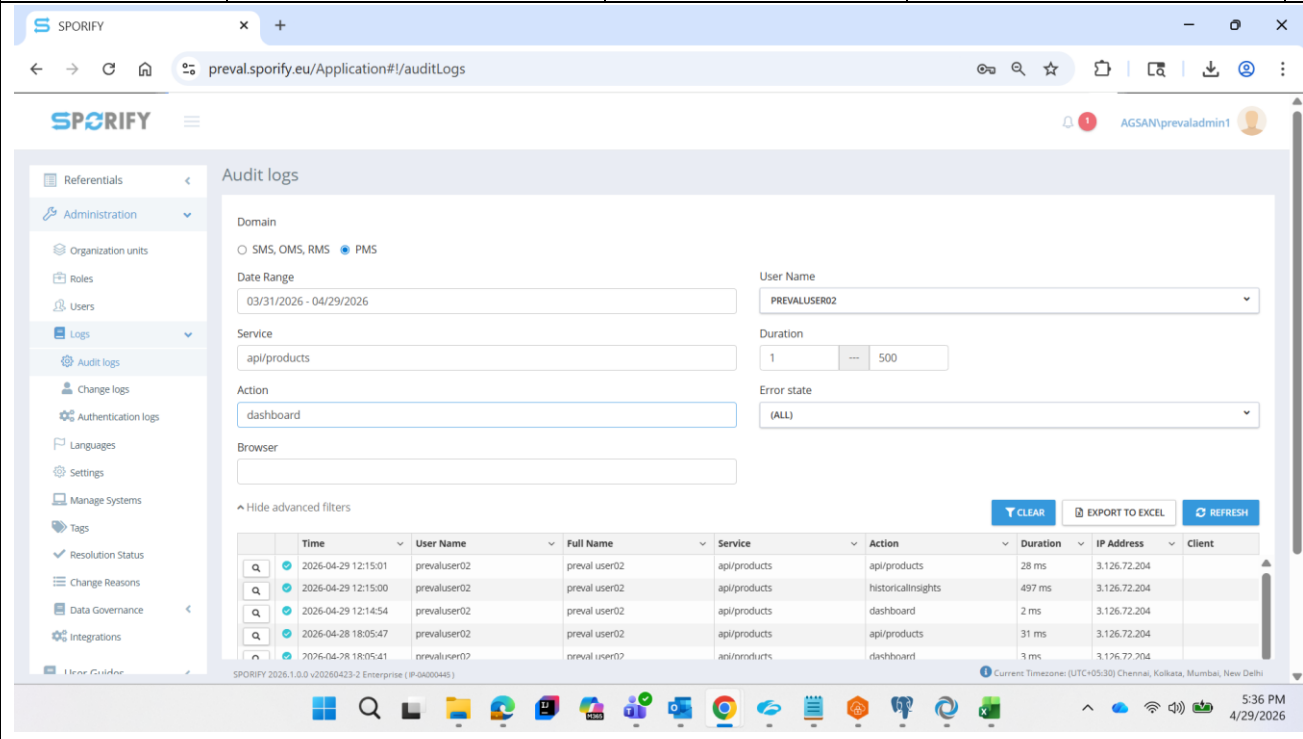
Time	User Name	Full Name	Service	Action	Duration	IP Address	Client
2026-04-29 12:15:01	prevaluser02	preval user02	api/products	api/products	28 ms	3.126.72.204	
2026-04-29 12:15:00	prevaluser02	preval user02	api/products	historicalinsights	497 ms	3.126.72.204	
2026-04-29 12:14:54	prevaluser02	preval user02	api/products	dashboard	2 ms	3.126.72.204	
2026-04-28 18:05:47	prevaluser02	preval user02	api/products	api/products	31 ms	3.126.72.204	
2026-04-28 18:05:41	prevaluser02	preval user02	api/products	dashboard	3 ms	3.126.72.204	

	Project	SPORIFY	Document Type	OQ Script
			Document Version	1.0
Document Name	AG_SPOR_2026.1.0.0_OQ_Audit_Logs		Page	Page 97 of 128

Step No	Procedure Steps	Test Data	Expected Results	Actual Results	Test Status																																																																																								
	 <p>The screenshot shows the SPORIFY application interface. The top navigation bar includes the SPORIFY logo and a user profile for 'AGSAN/prevaladmin1'. The left sidebar contains various system management options. The main content area displays the 'Audit logs' section, which includes a search bar, filters, and a table of log entries. The table has the following data:</p> <table border="1"> <thead> <tr> <th>Time</th> <th>User Name</th> <th>Full Name</th> <th>Service</th> <th>Action</th> <th>Duration</th> <th>IP Address</th> <th>Client</th> </tr> </thead> <tbody> <tr> <td>2026-04-29 12:15:01</td> <td>prevaluser02</td> <td>preval user02</td> <td>api/products</td> <td>api/products</td> <td>28 ms</td> <td>3.126.72.204</td> <td></td> </tr> <tr> <td>2026-04-29 12:15:00</td> <td>prevaluser02</td> <td>preval user02</td> <td>api/products</td> <td>historicalinsights</td> <td>497 ms</td> <td>3.126.72.204</td> <td></td> </tr> <tr> <td>2026-04-29 12:14:54</td> <td>prevaluser02</td> <td>preval user02</td> <td>api/products</td> <td>dashboard</td> <td>2 ms</td> <td>3.126.72.204</td> <td></td> </tr> <tr> <td>2026-04-28 18:05:47</td> <td>prevaluser02</td> <td>preval user02</td> <td>api/products</td> <td>api/products</td> <td>31 ms</td> <td>3.126.72.204</td> <td></td> </tr> <tr> <td>2026-04-28 18:05:41</td> <td>prevaluser02</td> <td>preval user02</td> <td>api/products</td> <td>dashboard</td> <td>3 ms</td> <td>3.126.72.204</td> <td></td> </tr> <tr> <td>2026-04-28 17:50:39</td> <td>prevaluser02</td> <td>preval user02</td> <td>api/products</td> <td>api/products</td> <td>31 ms</td> <td>3.126.72.204</td> <td></td> </tr> <tr> <td>2026-04-28 17:50:37</td> <td>prevaluser02</td> <td>preval user02</td> <td>api/products</td> <td>historicalinsights</td> <td>442 ms</td> <td>3.126.72.204</td> <td></td> </tr> <tr> <td>2026-04-28 17:50:33</td> <td>prevaluser02</td> <td>preval user02</td> <td>api/products</td> <td>dashboard</td> <td>3 ms</td> <td>3.126.72.204</td> <td></td> </tr> <tr> <td>2026-04-28 17:42:37</td> <td>prevaluser02</td> <td>preval user02</td> <td>api/products</td> <td>api/products</td> <td>31 ms</td> <td>3.126.72.204</td> <td></td> </tr> <tr> <td>2026-04-28 17:42:31</td> <td>prevaluser02</td> <td>preval user02</td> <td>api/products</td> <td>historicalinsights</td> <td>495 ms</td> <td>3.126.72.204</td> <td></td> </tr> </tbody> </table>					Time	User Name	Full Name	Service	Action	Duration	IP Address	Client	2026-04-29 12:15:01	prevaluser02	preval user02	api/products	api/products	28 ms	3.126.72.204		2026-04-29 12:15:00	prevaluser02	preval user02	api/products	historicalinsights	497 ms	3.126.72.204		2026-04-29 12:14:54	prevaluser02	preval user02	api/products	dashboard	2 ms	3.126.72.204		2026-04-28 18:05:47	prevaluser02	preval user02	api/products	api/products	31 ms	3.126.72.204		2026-04-28 18:05:41	prevaluser02	preval user02	api/products	dashboard	3 ms	3.126.72.204		2026-04-28 17:50:39	prevaluser02	preval user02	api/products	api/products	31 ms	3.126.72.204		2026-04-28 17:50:37	prevaluser02	preval user02	api/products	historicalinsights	442 ms	3.126.72.204		2026-04-28 17:50:33	prevaluser02	preval user02	api/products	dashboard	3 ms	3.126.72.204		2026-04-28 17:42:37	prevaluser02	preval user02	api/products	api/products	31 ms	3.126.72.204		2026-04-28 17:42:31	prevaluser02	preval user02	api/products	historicalinsights	495 ms	3.126.72.204	
Time	User Name	Full Name	Service	Action	Duration	IP Address	Client																																																																																						
2026-04-29 12:15:01	prevaluser02	preval user02	api/products	api/products	28 ms	3.126.72.204																																																																																							
2026-04-29 12:15:00	prevaluser02	preval user02	api/products	historicalinsights	497 ms	3.126.72.204																																																																																							
2026-04-29 12:14:54	prevaluser02	preval user02	api/products	dashboard	2 ms	3.126.72.204																																																																																							
2026-04-28 18:05:47	prevaluser02	preval user02	api/products	api/products	31 ms	3.126.72.204																																																																																							
2026-04-28 18:05:41	prevaluser02	preval user02	api/products	dashboard	3 ms	3.126.72.204																																																																																							
2026-04-28 17:50:39	prevaluser02	preval user02	api/products	api/products	31 ms	3.126.72.204																																																																																							
2026-04-28 17:50:37	prevaluser02	preval user02	api/products	historicalinsights	442 ms	3.126.72.204																																																																																							
2026-04-28 17:50:33	prevaluser02	preval user02	api/products	dashboard	3 ms	3.126.72.204																																																																																							
2026-04-28 17:42:37	prevaluser02	preval user02	api/products	api/products	31 ms	3.126.72.204																																																																																							
2026-04-28 17:42:31	prevaluser02	preval user02	api/products	historicalinsights	495 ms	3.126.72.204																																																																																							

	Project	SPORIFY	Document Type	OQ Script
			Document Version	1.0
Document Name	AG_SPOR_2026.1.0.0_OQ_Audit_Logs		Page	Page 98 of 128


Step No	Procedure Steps	Test Data	Expected Results	Actual Results	Test Status
Step 50	Enter the action name in the 'Action' field as mentioned in test data column. *PS*	Action: <dashboard>	The 'Action' filter is set to the inserted action.	Action: dashboard AE Clive Don Rodrigues 29 Apr 2026 at 05:37 PM	Passed



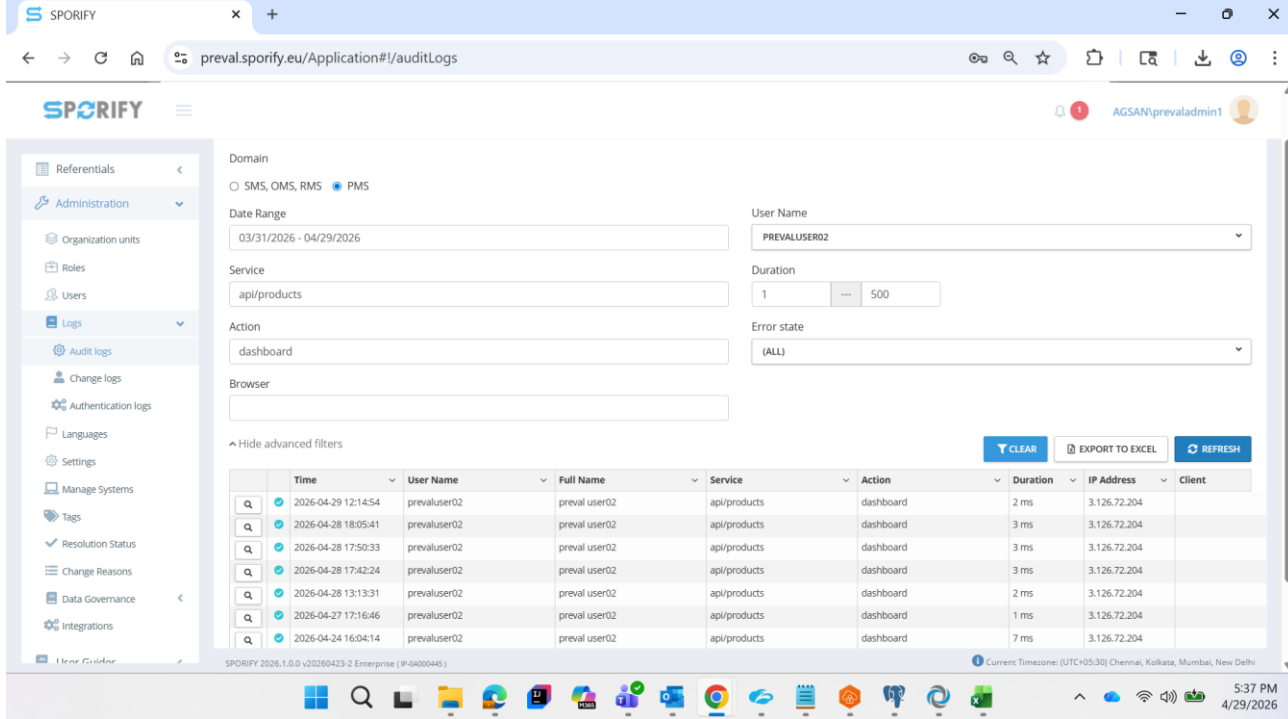
The screenshot displays the SPORIFY application's 'Audit logs' interface. The left-hand navigation menu includes options like 'Referentials', 'Administration', 'Organization units', 'Roles', 'Users', 'Logs', 'Audit logs', 'Change logs', 'Authentication logs', 'Languages', 'Settings', 'Manage Systems', 'Tags', 'Resolution Status', 'Change Reasons', 'Data Governance', and 'Integrations'. The main content area shows filters for 'Domain' (SMS, OMS, RMS, PMS), 'Date Range' (03/31/2026 - 04/29/2026), 'Service' (api/products), 'Action' (dashboard), and 'Error state' (ALL). Below the filters is a table of audit log entries:

Time	User Name	Full Name	Service	Action	Duration	IP Address	Client
2026-04-29 12:15:01	prevaluser02	preval user02	api/products	api/products	28 ms	3.126.72.204	
2026-04-29 12:15:00	prevaluser02	preval user02	api/products	historicalinsights	497 ms	3.126.72.204	
2026-04-29 12:14:54	prevaluser02	preval user02	api/products	dashboard	2 ms	3.126.72.204	
2026-04-28 18:05:47	prevaluser02	preval user02	api/products	api/products	31 ms	3.126.72.204	
2026-04-28 18:05:41	prevaluser02	preval user02	api/products	dashboard	3 ms	3.126.72.204	

The interface also includes buttons for 'CLEAR', 'EXPORT TO EXCEL', and 'REFRESH'. The bottom status bar shows the current time zone as (UTC+05:30) Chennai, Kolkata, Mumbai, New Delhi and the date/time as 5:36 PM 4/29/2026.


	Project	SPORIFY	Document Type	OQ Script
			Document Version	1.0
Document Name	AG_SPOR_2026.1.0.0_OQ_Audit_Logs		Page	Page 99 of 128

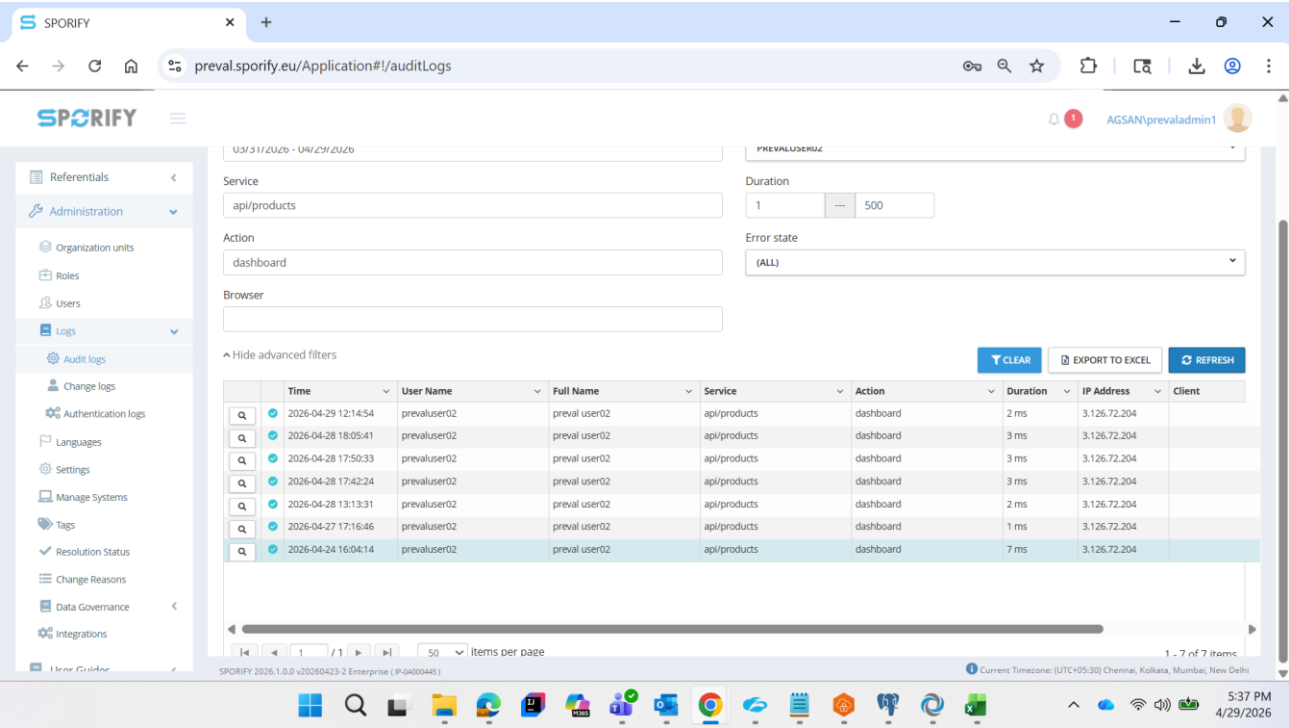
Step No	Procedure Steps	Test Data	Expected Results	Actual Results	Test Status
Step 51	Click the 'Refresh' button. *PS*	NA	The filter is applied and the audit details as per the filter criteria is displayed.	AE Clive Don Rodrigues 29 Apr 2026 at 05:38 PM	Passed




The screenshot displays the SPORIFY application's 'Audit logs' interface. The left sidebar contains navigation items such as 'Referentials', 'Administration', 'Logs', and 'Settings'. The main area shows a filter configuration for 'Audit logs' with the following settings: Domain (SMS, OMS, RMS, PMS), Date Range (03/31/2026 - 04/29/2026), Service (api/products), Action (dashboard), and Browser (empty). A table below the filters displays the following audit log entries:

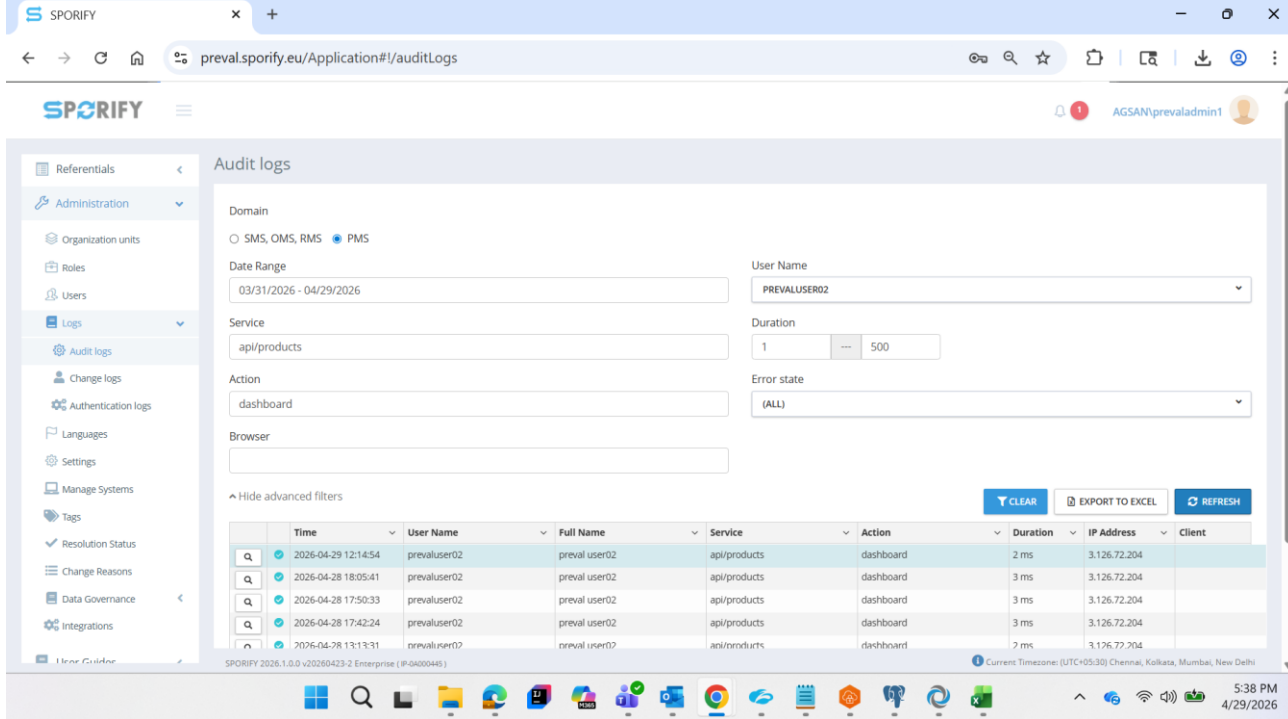
Time	User Name	Full Name	Service	Action	Duration	IP Address	Client
2026-04-29 12:14:54	prevaluser02	preval user02	api/products	dashboard	2 ms	3.126.72.204	
2026-04-28 18:05:41	prevaluser02	preval user02	api/products	dashboard	3 ms	3.126.72.204	
2026-04-28 17:50:33	prevaluser02	preval user02	api/products	dashboard	3 ms	3.126.72.204	
2026-04-28 17:42:24	prevaluser02	preval user02	api/products	dashboard	3 ms	3.126.72.204	
2026-04-28 13:13:31	prevaluser02	preval user02	api/products	dashboard	2 ms	3.126.72.204	
2026-04-27 17:16:46	prevaluser02	preval user02	api/products	dashboard	1 ms	3.126.72.204	
2026-04-24 16:04:14	prevaluser02	preval user02	api/products	dashboard	7 ms	3.126.72.204	

	Project	SPORIFY	Document Type	OQ Script
			Document Version	1.0
Document Name	AG_SPOR_2026.1.0.0_OQ_Audit_Logs		Page	Page 100 of 128


Step No	Procedure Steps	Test Data	Expected Results	Actual Results	Test Status
					

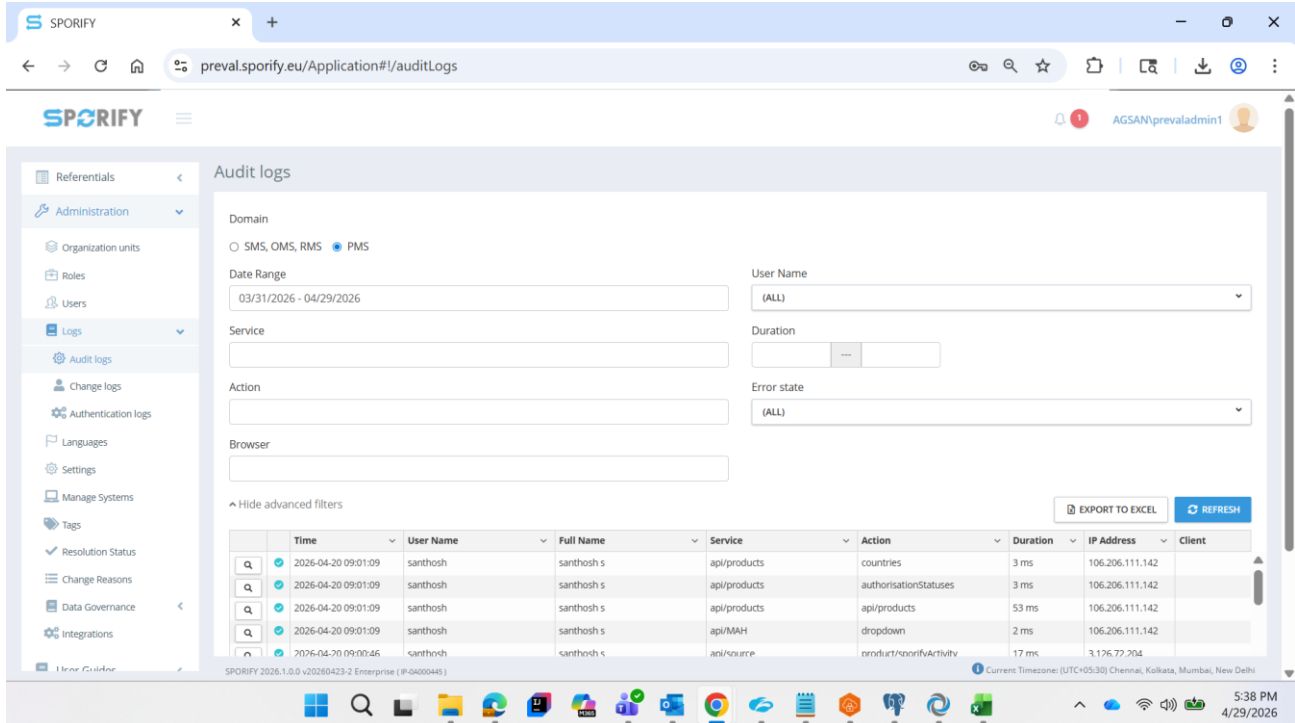
	Project	SPORIFY	Document Type	OQ Script
			Document Version	1.0
Document Name	AG_SPOR_2026.1.0.0_OQ_Audit_Logs		Page	Page 101 of 128


Step No	Procedure Steps	Test Data	Expected Results	Actual Results	Test Status
Step 52	Click on Clear button. *PS*	NA	All the filter criteria are cleared and set to default value except Date Range field.	AE Clive Don Rodrigues 29 Apr 2026 at 05:39 PM	Passed




Time	User Name	Full Name	Service	Action	Duration	IP Address	Client
2026-04-29 12:14:54	prevaluser02	preval user02	api/products	dashboard	2 ms	3.126.72.204	
2026-04-28 18:05:41	prevaluser02	preval user02	api/products	dashboard	3 ms	3.126.72.204	
2026-04-28 17:50:33	prevaluser02	preval user02	api/products	dashboard	3 ms	3.126.72.204	
2026-04-28 17:42:24	prevaluser02	preval user02	api/products	dashboard	3 ms	3.126.72.204	
2026-04-28 13:13:31	prevaluser02	preval user02	api/products	dashboard	2 ms	3.126.72.204	

	Project	SPORIFY	Document Type	OQ Script
			Document Version	1.0
Document Name	AG_SPOR_2026.1.0.0_OQ_Audit_Logs		Page	Page 102 of 128

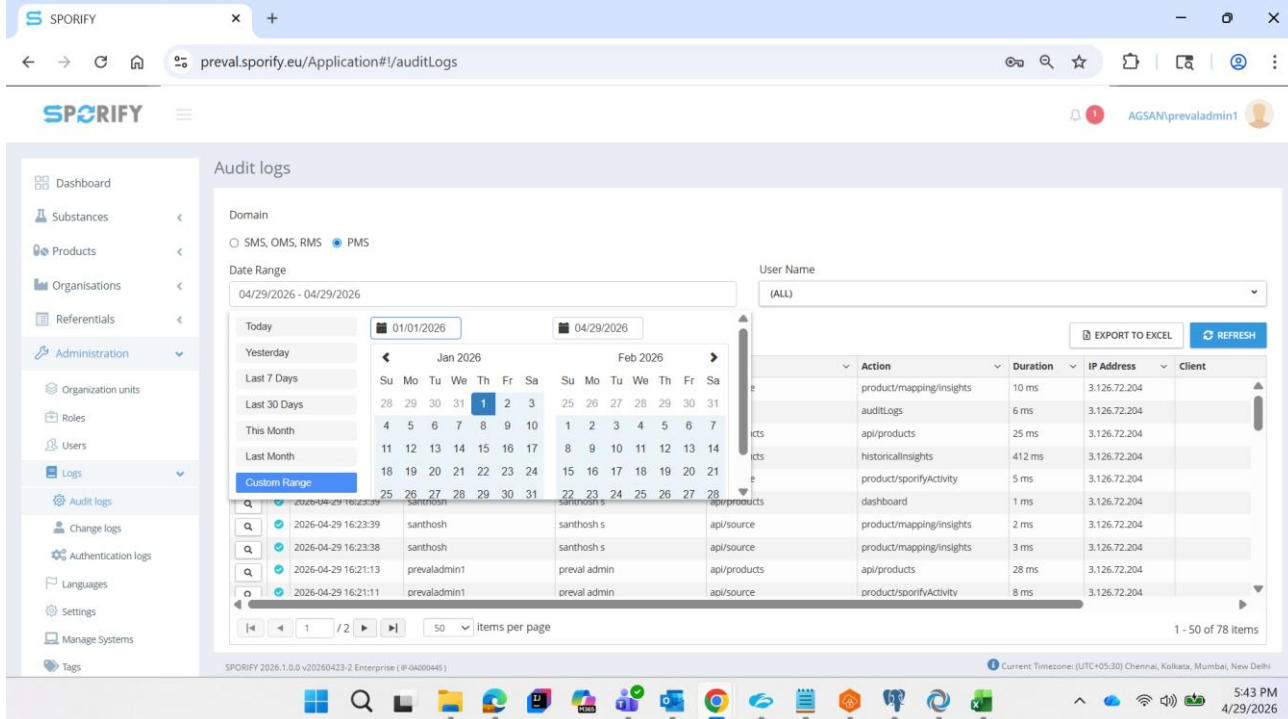
Step No	Procedure Steps	Test Data	Expected Results	Actual Results	Test Status																																																
	 <p>The screenshot shows the SPORIFY web application interface for viewing audit logs. The left sidebar contains navigation options like Administration, Organization units, Roles, Users, Logs, Audit logs, Change logs, Authentication logs, Languages, Settings, Manage Systems, Tags, Resolution Status, Change Reasons, Data Governance, and Integrations. The main area is titled 'Audit logs' and includes filters for Domain (SMS, OMS, RMS, PMS), Date Range (03/31/2026 - 04/29/2026), User Name (ALL), Service, Duration, Action, Error state (ALL), and Browser. Below the filters is a table of log entries with columns for Time, User Name, Full Name, Service, Action, Duration, IP Address, and Client. The table contains five entries, all with a duration of 3 ms or less and IP address 106.206.111.142.</p> <table border="1"> <thead> <tr> <th>Time</th> <th>User Name</th> <th>Full Name</th> <th>Service</th> <th>Action</th> <th>Duration</th> <th>IP Address</th> <th>Client</th> </tr> </thead> <tbody> <tr> <td>2026-04-20 09:01:09</td> <td>santhosh</td> <td>santhosh s</td> <td>api/products</td> <td>countries</td> <td>3 ms</td> <td>106.206.111.142</td> <td></td> </tr> <tr> <td>2026-04-20 09:01:09</td> <td>santhosh</td> <td>santhosh s</td> <td>api/products</td> <td>authorisationStatuses</td> <td>3 ms</td> <td>106.206.111.142</td> <td></td> </tr> <tr> <td>2026-04-20 09:01:09</td> <td>santhosh</td> <td>santhosh s</td> <td>api/products</td> <td>api/products</td> <td>53 ms</td> <td>106.206.111.142</td> <td></td> </tr> <tr> <td>2026-04-20 09:01:09</td> <td>santhosh</td> <td>santhosh s</td> <td>api/MAH</td> <td>dropdown</td> <td>2 ms</td> <td>106.206.111.142</td> <td></td> </tr> <tr> <td>2026-04-20 09:00:46</td> <td>santhosh</td> <td>santhosh s</td> <td>api/qaare</td> <td>product/sporifyActivity</td> <td>17 ms</td> <td>3.126.77.704</td> <td></td> </tr> </tbody> </table>					Time	User Name	Full Name	Service	Action	Duration	IP Address	Client	2026-04-20 09:01:09	santhosh	santhosh s	api/products	countries	3 ms	106.206.111.142		2026-04-20 09:01:09	santhosh	santhosh s	api/products	authorisationStatuses	3 ms	106.206.111.142		2026-04-20 09:01:09	santhosh	santhosh s	api/products	api/products	53 ms	106.206.111.142		2026-04-20 09:01:09	santhosh	santhosh s	api/MAH	dropdown	2 ms	106.206.111.142		2026-04-20 09:00:46	santhosh	santhosh s	api/qaare	product/sporifyActivity	17 ms	3.126.77.704	
Time	User Name	Full Name	Service	Action	Duration	IP Address	Client																																														
2026-04-20 09:01:09	santhosh	santhosh s	api/products	countries	3 ms	106.206.111.142																																															
2026-04-20 09:01:09	santhosh	santhosh s	api/products	authorisationStatuses	3 ms	106.206.111.142																																															
2026-04-20 09:01:09	santhosh	santhosh s	api/products	api/products	53 ms	106.206.111.142																																															
2026-04-20 09:01:09	santhosh	santhosh s	api/MAH	dropdown	2 ms	106.206.111.142																																															
2026-04-20 09:00:46	santhosh	santhosh s	api/qaare	product/sporifyActivity	17 ms	3.126.77.704																																															

	Project	SPORIFY	Document Type	OQ Script
			Document Version	1.0
Document Name	AG_SPOR_2026.1.0.0_OQ_Audit_Logs		Page	Page 103 of 128


Step No	Procedure Steps	Test Data	Expected Results	Actual Results	Test Status
Step 53	Enter the filter criteria as mentioned in test data column. *PS*	Date Range: <Custom Range-01/01/2026 – current date> User Name: All Duration (first field): <1> Duration (second field): <500> Error state: HAS ERROR	All the filters are set as mentioned in test data column.	Date Range: Custom Range-01/01/2026 – 04/29/2026 User Name: All Duration (first field): 1 Duration (second field): 500 Error state: HAS ERROR AE Clive Don Rodrigues 29 Apr 2026 at 05:45 PM	Passed

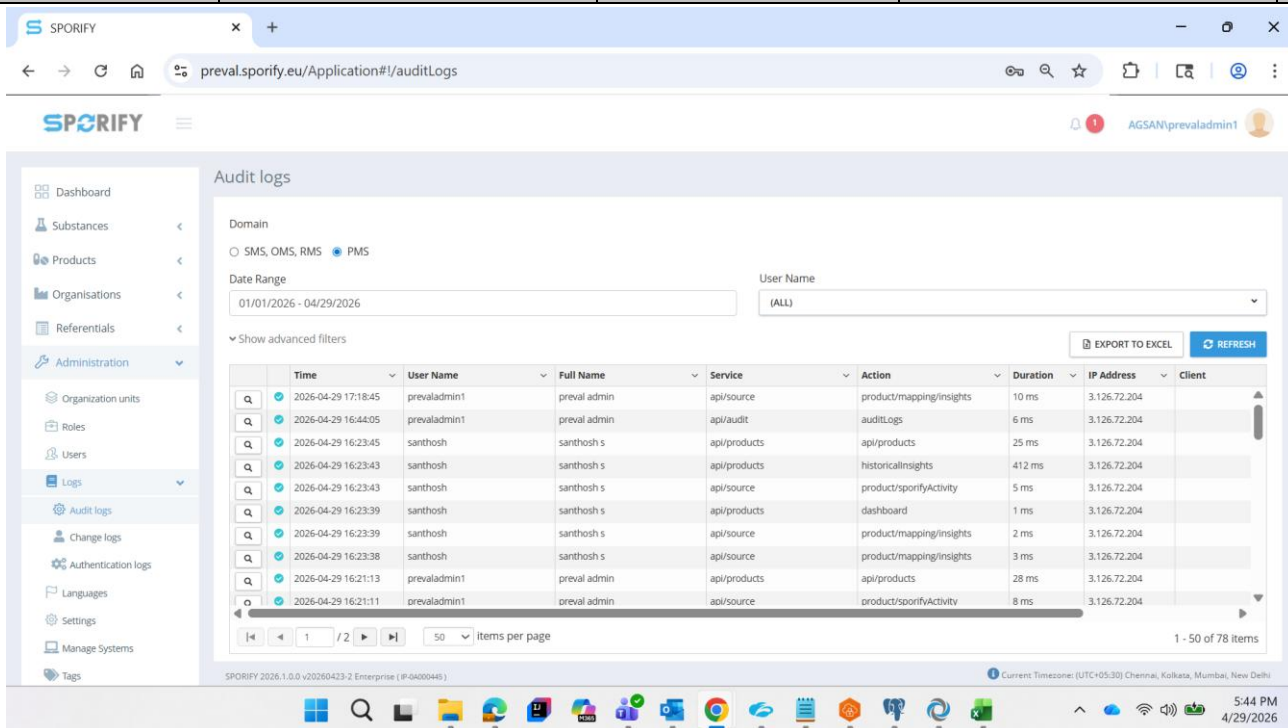
	Project	SPORIFY	Document Type	OQ Script
			Document Version	1.0
Document Name	AG_SPOR_2026.1.0.0_OQ_Audit_Logs		Page	Page 104 of 128


Step No	Procedure Steps	Test Data	Expected Results	Actual Results	Test Status
---------	-----------------	-----------	------------------	----------------	-------------

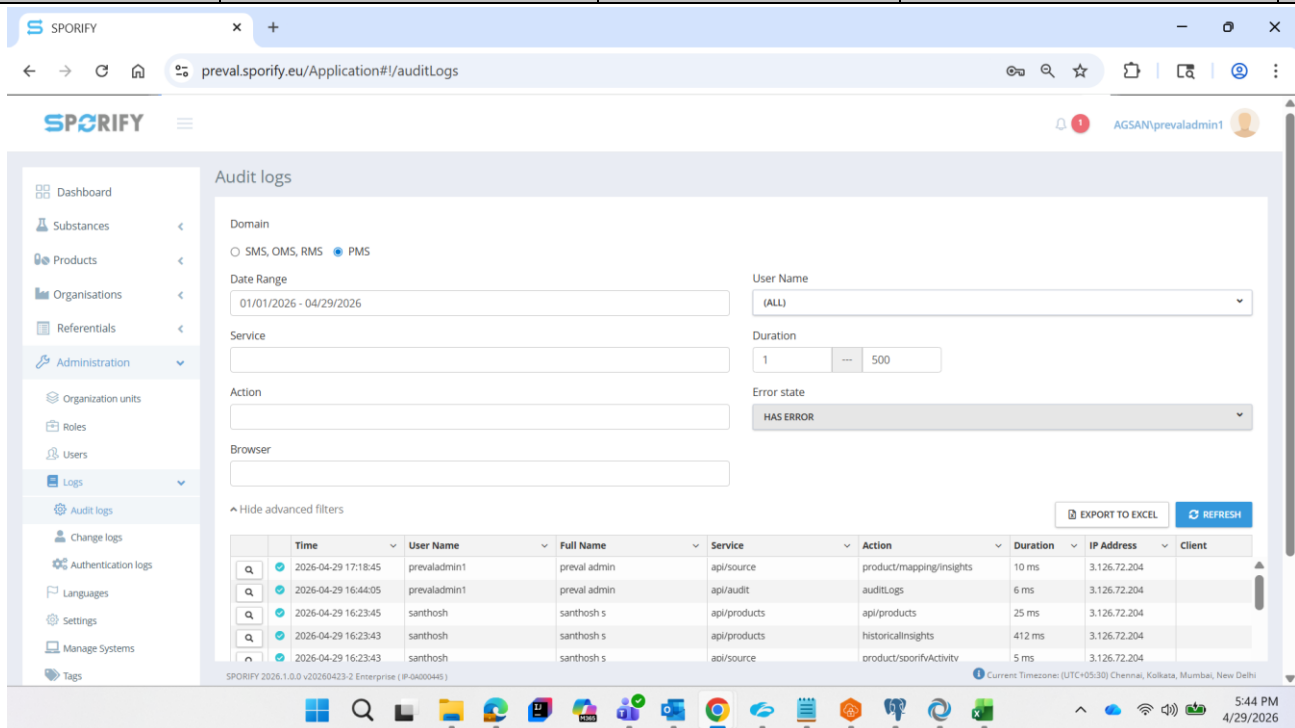



The screenshot displays the SPORIFY application's 'Audit logs' page. The interface includes a navigation sidebar on the left with options like Dashboard, Substances, Products, Organisations, Referentials, Administration, Organization units, Roles, Users, Logs, Audit logs, Change logs, Authentication logs, Languages, Settings, Manage Systems, and Tags. The main content area shows the 'Audit logs' section with filters for Domain (SMS, OMS, RMS, PMS), Date Range (04/29/2026 - 04/29/2026), and User Name (ALL). A calendar widget is visible for date selection. Below the filters is a table of audit log entries with columns for Action, Duration, IP Address, and Client. The table shows several entries, including actions like 'product/mapping/insights', 'auditLogs', 'api/products', 'historicalinsights', 'product/sporifyActivity', and 'dashboard'. The bottom of the screenshot shows the Windows taskbar with the system clock at 5:43 PM on 4/29/2026.

	Project	SPORIFY	Document Type	OQ Script
			Document Version	1.0
Document Name	AG_SPOR_2026.1.0.0_OQ_Audit_Logs		Page	Page 105 of 128

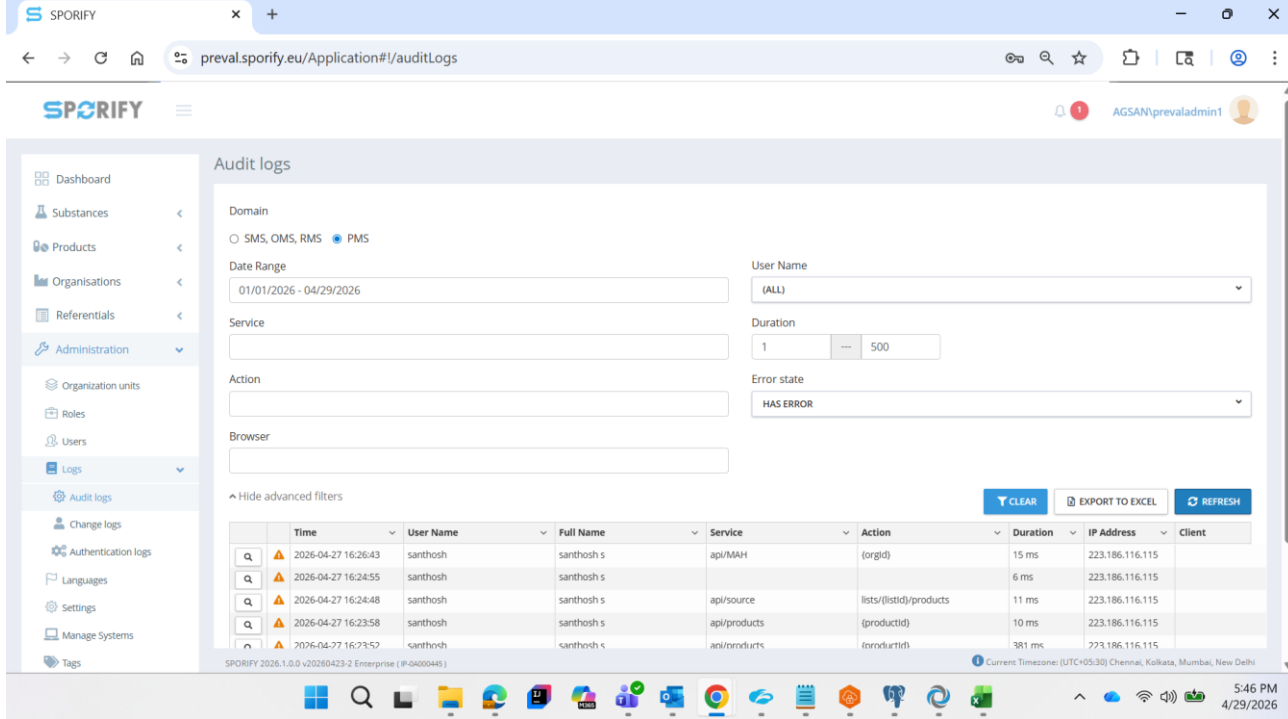
Step No	Procedure Steps	Test Data	Expected Results	Actual Results	Test Status																																																																																								
 <p>The screenshot displays the 'Audit logs' section of the SPORIFY application. The interface includes a navigation sidebar on the left with options like Dashboard, Substances, Products, Organisations, Referentials, Administration, Organization units, Roles, Users, Logs, Audit logs, Change logs, Authentication logs, Languages, Settings, Manage Systems, and Tags. The main content area shows a table of audit logs with columns for Time, User Name, Full Name, Service, Action, Duration, IP Address, and Client. The table contains 10 entries, with the first entry being a search for 'prevaladmin1' at 17:18:45 on 2026-04-29. The table also includes search, export, and refresh buttons, and a pagination control at the bottom showing '1 - 50 of 78 items'.</p> <table border="1"> <thead> <tr> <th>Time</th> <th>User Name</th> <th>Full Name</th> <th>Service</th> <th>Action</th> <th>Duration</th> <th>IP Address</th> <th>Client</th> </tr> </thead> <tbody> <tr> <td>2026-04-29 17:18:45</td> <td>prevaladmin1</td> <td>preval admin</td> <td>api/source</td> <td>product/mapping/insights</td> <td>10 ms</td> <td>3.126.72.204</td> <td></td> </tr> <tr> <td>2026-04-29 16:44:05</td> <td>prevaladmin1</td> <td>preval admin</td> <td>api/audit</td> <td>auditLogs</td> <td>6 ms</td> <td>3.126.72.204</td> <td></td> </tr> <tr> <td>2026-04-29 16:23:45</td> <td>santhosh</td> <td>santhosh s</td> <td>api/products</td> <td>api/products</td> <td>25 ms</td> <td>3.126.72.204</td> <td></td> </tr> <tr> <td>2026-04-29 16:23:43</td> <td>santhosh</td> <td>santhosh s</td> <td>api/products</td> <td>historicalinsights</td> <td>412 ms</td> <td>3.126.72.204</td> <td></td> </tr> <tr> <td>2026-04-29 16:23:43</td> <td>santhosh</td> <td>santhosh s</td> <td>api/source</td> <td>product/sporifyActivity</td> <td>5 ms</td> <td>3.126.72.204</td> <td></td> </tr> <tr> <td>2026-04-29 16:23:39</td> <td>santhosh</td> <td>santhosh s</td> <td>api/products</td> <td>dashboard</td> <td>1 ms</td> <td>3.126.72.204</td> <td></td> </tr> <tr> <td>2026-04-29 16:23:39</td> <td>santhosh</td> <td>santhosh s</td> <td>api/source</td> <td>product/mapping/insights</td> <td>2 ms</td> <td>3.126.72.204</td> <td></td> </tr> <tr> <td>2026-04-29 16:23:38</td> <td>santhosh</td> <td>santhosh s</td> <td>api/source</td> <td>product/mapping/insights</td> <td>3 ms</td> <td>3.126.72.204</td> <td></td> </tr> <tr> <td>2026-04-29 16:21:13</td> <td>prevaladmin1</td> <td>preval admin</td> <td>api/products</td> <td>api/products</td> <td>28 ms</td> <td>3.126.72.204</td> <td></td> </tr> <tr> <td>2026-04-29 16:21:11</td> <td>prevaladmin1</td> <td>preval admin</td> <td>api/source</td> <td>product/sporifyActivity</td> <td>8 ms</td> <td>3.126.72.204</td> <td></td> </tr> </tbody> </table>						Time	User Name	Full Name	Service	Action	Duration	IP Address	Client	2026-04-29 17:18:45	prevaladmin1	preval admin	api/source	product/mapping/insights	10 ms	3.126.72.204		2026-04-29 16:44:05	prevaladmin1	preval admin	api/audit	auditLogs	6 ms	3.126.72.204		2026-04-29 16:23:45	santhosh	santhosh s	api/products	api/products	25 ms	3.126.72.204		2026-04-29 16:23:43	santhosh	santhosh s	api/products	historicalinsights	412 ms	3.126.72.204		2026-04-29 16:23:43	santhosh	santhosh s	api/source	product/sporifyActivity	5 ms	3.126.72.204		2026-04-29 16:23:39	santhosh	santhosh s	api/products	dashboard	1 ms	3.126.72.204		2026-04-29 16:23:39	santhosh	santhosh s	api/source	product/mapping/insights	2 ms	3.126.72.204		2026-04-29 16:23:38	santhosh	santhosh s	api/source	product/mapping/insights	3 ms	3.126.72.204		2026-04-29 16:21:13	prevaladmin1	preval admin	api/products	api/products	28 ms	3.126.72.204		2026-04-29 16:21:11	prevaladmin1	preval admin	api/source	product/sporifyActivity	8 ms	3.126.72.204	
Time	User Name	Full Name	Service	Action	Duration	IP Address	Client																																																																																						
2026-04-29 17:18:45	prevaladmin1	preval admin	api/source	product/mapping/insights	10 ms	3.126.72.204																																																																																							
2026-04-29 16:44:05	prevaladmin1	preval admin	api/audit	auditLogs	6 ms	3.126.72.204																																																																																							
2026-04-29 16:23:45	santhosh	santhosh s	api/products	api/products	25 ms	3.126.72.204																																																																																							
2026-04-29 16:23:43	santhosh	santhosh s	api/products	historicalinsights	412 ms	3.126.72.204																																																																																							
2026-04-29 16:23:43	santhosh	santhosh s	api/source	product/sporifyActivity	5 ms	3.126.72.204																																																																																							
2026-04-29 16:23:39	santhosh	santhosh s	api/products	dashboard	1 ms	3.126.72.204																																																																																							
2026-04-29 16:23:39	santhosh	santhosh s	api/source	product/mapping/insights	2 ms	3.126.72.204																																																																																							
2026-04-29 16:23:38	santhosh	santhosh s	api/source	product/mapping/insights	3 ms	3.126.72.204																																																																																							
2026-04-29 16:21:13	prevaladmin1	preval admin	api/products	api/products	28 ms	3.126.72.204																																																																																							
2026-04-29 16:21:11	prevaladmin1	preval admin	api/source	product/sporifyActivity	8 ms	3.126.72.204																																																																																							

	Project	SPORIFY	Document Type	OQ Script
			Document Version	1.0
Document Name	AG_SPOR_2026.1.0.0_OQ_Audit_Logs		Page	Page 106 of 128

Step No	Procedure Steps	Test Data	Expected Results	Actual Results	Test Status																																																						
	 <p>The screenshot displays the 'Audit logs' page in the SPORIFY application. The interface includes a sidebar with navigation options like Dashboard, Substances, Products, Organisations, Referentials, Administration, Organization units, Roles, Users, Logs, Audit logs, Change logs, Authentication logs, Languages, Settings, Manage Systems, and Tags. The main content area shows filters for Domain (SMS, OMS, RMS, PMS), Date Range (01/01/2026 - 04/29/2026), User Name (ALL), Service, Duration (1 to 500), Action, Error state (HAS ERROR), and Browser. Below the filters is a table of audit log entries.</p> <table border="1"> <thead> <tr> <th></th> <th>Time</th> <th>User Name</th> <th>Full Name</th> <th>Service</th> <th>Action</th> <th>Duration</th> <th>IP Address</th> <th>Client</th> </tr> </thead> <tbody> <tr> <td>🔍</td> <td>2026-04-29 17:18:45</td> <td>prevaladmin1</td> <td>preval admin</td> <td>api/source</td> <td>product/mapping/insights</td> <td>10 ms</td> <td>3.126.72.204</td> <td></td> </tr> <tr> <td>🔍</td> <td>2026-04-29 16:44:05</td> <td>prevaladmin1</td> <td>preval admin</td> <td>api/audit</td> <td>auditLogs</td> <td>6 ms</td> <td>3.126.72.204</td> <td></td> </tr> <tr> <td>🔍</td> <td>2026-04-29 16:23:45</td> <td>santhosh</td> <td>santhosh s</td> <td>api/products</td> <td>api/products</td> <td>25 ms</td> <td>3.126.72.204</td> <td></td> </tr> <tr> <td>🔍</td> <td>2026-04-29 16:23:43</td> <td>santhosh</td> <td>santhosh s</td> <td>api/products</td> <td>historicalInsights</td> <td>412 ms</td> <td>3.126.72.204</td> <td></td> </tr> <tr> <td>🔍</td> <td>2026-04-29 16:23:43</td> <td>santhosh</td> <td>santhosh s</td> <td>api/source</td> <td>product/sporifyActivity</td> <td>5 ms</td> <td>3.126.72.204</td> <td></td> </tr> </tbody> </table>						Time	User Name	Full Name	Service	Action	Duration	IP Address	Client	🔍	2026-04-29 17:18:45	prevaladmin1	preval admin	api/source	product/mapping/insights	10 ms	3.126.72.204		🔍	2026-04-29 16:44:05	prevaladmin1	preval admin	api/audit	auditLogs	6 ms	3.126.72.204		🔍	2026-04-29 16:23:45	santhosh	santhosh s	api/products	api/products	25 ms	3.126.72.204		🔍	2026-04-29 16:23:43	santhosh	santhosh s	api/products	historicalInsights	412 ms	3.126.72.204		🔍	2026-04-29 16:23:43	santhosh	santhosh s	api/source	product/sporifyActivity	5 ms	3.126.72.204	
	Time	User Name	Full Name	Service	Action	Duration	IP Address	Client																																																			
🔍	2026-04-29 17:18:45	prevaladmin1	preval admin	api/source	product/mapping/insights	10 ms	3.126.72.204																																																				
🔍	2026-04-29 16:44:05	prevaladmin1	preval admin	api/audit	auditLogs	6 ms	3.126.72.204																																																				
🔍	2026-04-29 16:23:45	santhosh	santhosh s	api/products	api/products	25 ms	3.126.72.204																																																				
🔍	2026-04-29 16:23:43	santhosh	santhosh s	api/products	historicalInsights	412 ms	3.126.72.204																																																				
🔍	2026-04-29 16:23:43	santhosh	santhosh s	api/source	product/sporifyActivity	5 ms	3.126.72.204																																																				


	Project	SPORIFY	Document Type	OQ Script
			Document Version	1.0
Document Name	AG_SPOR_2026.1.0.0_OQ_Audit_Logs		Page	Page 107 of 128

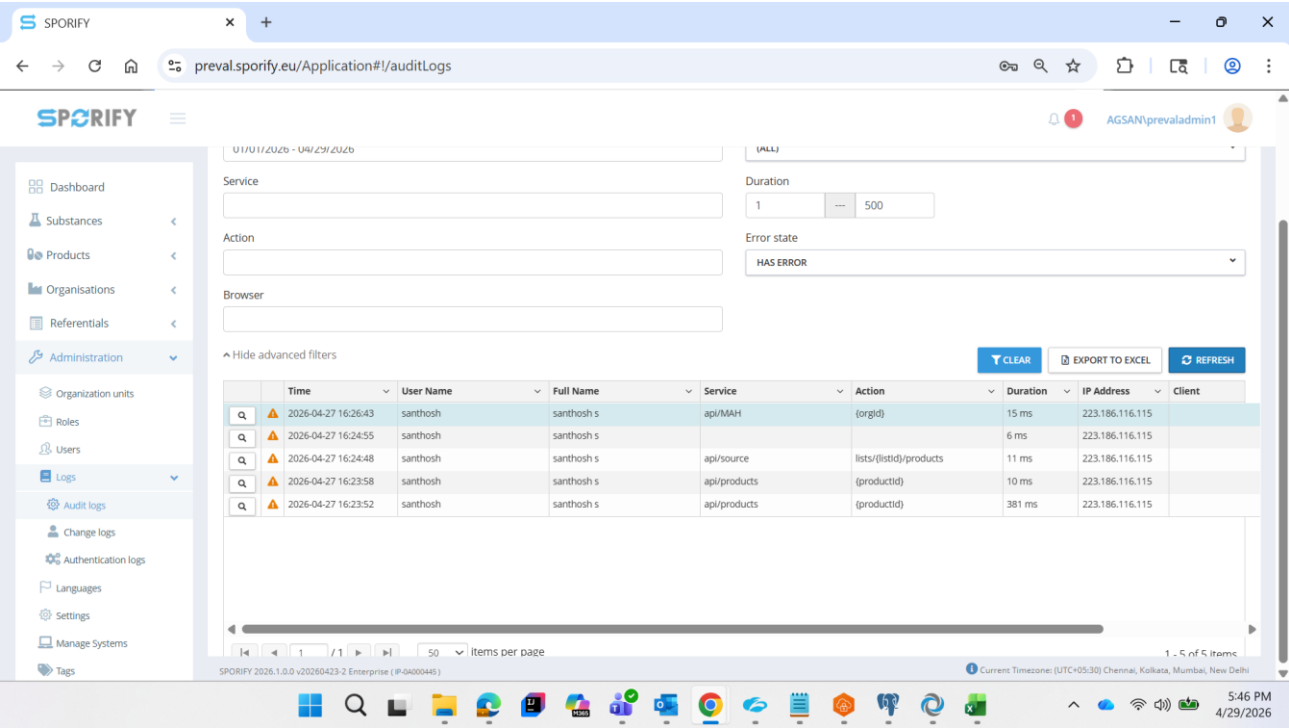
Step No	Procedure Steps	Test Data	Expected Results	Actual Results	Test Status
Step 54	Click the 'Refresh' button. *PS*	NA	The filter is applied and the audit details which has error state are only displayed.	AE Clive Don Rodrigues 29 Apr 2026 at 05:46 PM	Passed




The screenshot displays the SPORIFY application's 'Audit logs' page. The browser address bar shows the URL 'preval.sporify.eu/Application#/auditLogs'. The interface includes a sidebar with navigation options like Dashboard, Substances, Products, Organisations, Referentials, Administration, and Logs. The main area shows filters for Domain (SMS, OMS, RMS, PMS), Date Range (01/01/2026 - 04/29/2026), User Name (ALL), Duration (1 to 500), Action, Error state (HAS ERROR), and Browser. Below the filters is a table of audit logs with columns for Time, User Name, Full Name, Service, Action, Duration, IP Address, and Client. The table shows several entries with error icons and timestamps.


Time	User Name	Full Name	Service	Action	Duration	IP Address	Client
2026-04-27 16:26:43	santhosh	santhosh s	api/MAH	(orgId)	15 ms	223.186.116.115	
2026-04-27 16:24:55	santhosh	santhosh s			6 ms	223.186.116.115	
2026-04-27 16:24:48	santhosh	santhosh s	api/source	lists/(listId)/products	11 ms	223.186.116.115	
2026-04-27 16:23:58	santhosh	santhosh s	api/products	(productId)	10 ms	223.186.116.115	
2026-04-27 16:23:52	santhosh	santhosh s	api/products	(productId)	381 ms	223.186.116.115	

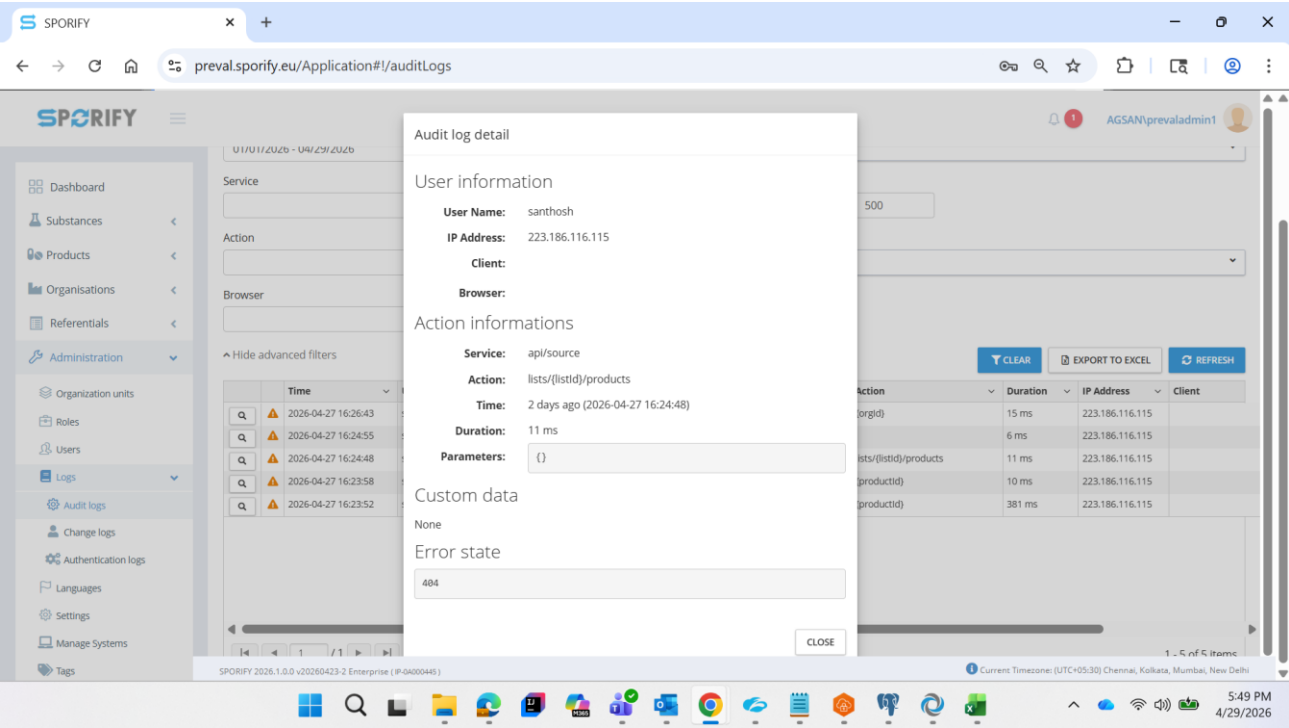
	Project	SPORIFY	Document Type	OQ Script
			Document Version	1.0
Document Name	AG_SPOR_2026.1.0.0_OQ_Audit_Logs		Page	Page 108 of 128


Step No	Procedure Steps	Test Data	Expected Results	Actual Results	Test Status
					

	Project	SPORIFY	Document Type	OQ Script
			Document Version	1.0
Document Name	AG_SPOR_2026.1.0.0_OQ_Audit_Logs		Page	Page 109 of 128

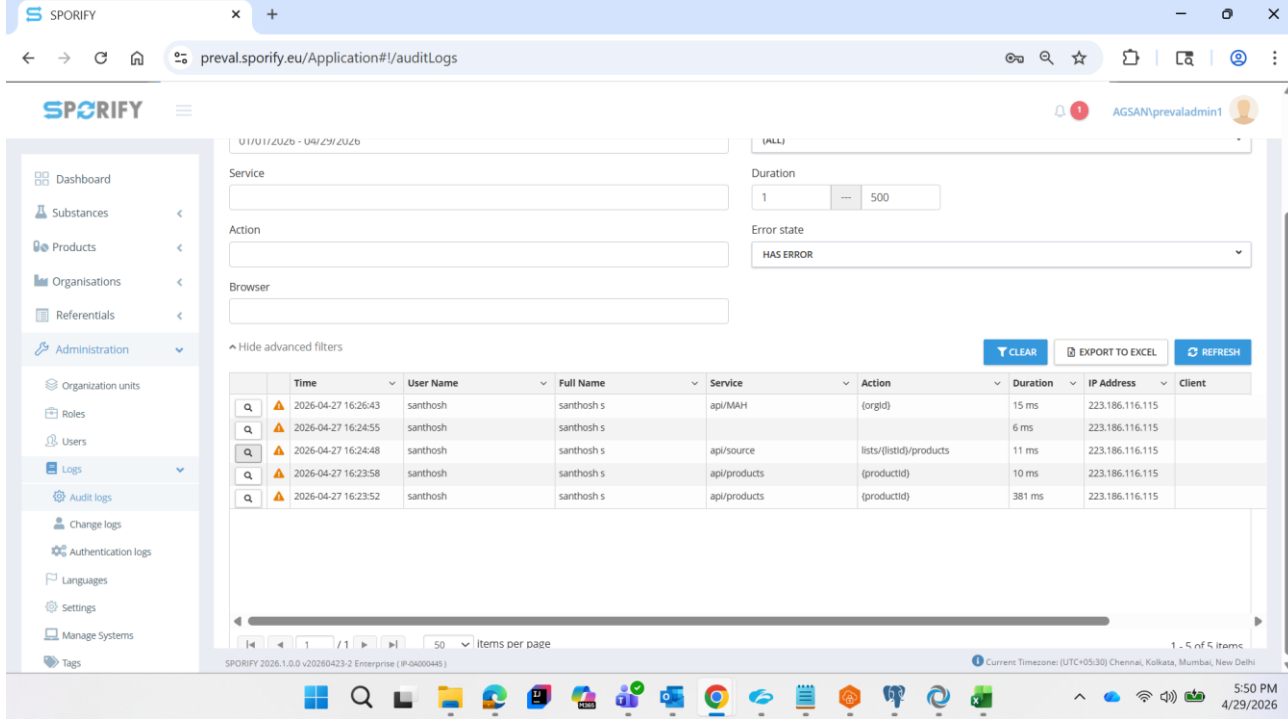
Step No	Procedure Steps	Test Data	Expected Results	Actual Results	Test Status
Step 55	FR_ADM_LOG_003: Click on the lookup icon in the first column for any of the record with error status and view the details of an audit log item. *PS*	User Information: 1.User Name: <Username who performed respective action> 2.IP Address: <ip address of user> 3.Client: <blank> 4.Browser: <blank> Action Informations: 1.Service: <Respective service called for this action> 2.Action: <Respective action performed> 3.Time: <Timestamp of the action performed> 4.Duration: <duration of the action> 5.Parameters: <input parameters values if applicable> Custom Data: <None, or respective data> Error State: <respective error state code>	The 'Audit Log Detail' modal is displayed for the selected audit record. This modal contains the section/fields with respective details as mentioned in test data column.	User Information: 1.User Name: santhosh 2.IP Address: 223.186.116.115 3.Client: 4.Browser: Action Informations: 1.Service: api/source 2.Action: lists/{listId}/products 3.Time: 2 days ago (2026-04-27 16:24:48) 4.Duration: 11 ms 5.Parameters: {} Custom Data: None Error State: 404 AE Clive Don Rodrigues 29 Apr 2026 at 05:49 PM	Passed

	Project	SPORIFY	Document Type	OQ Script
			Document Version	1.0
Document Name	AG_SPOR_2026.1.0.0_OQ_Audit_Logs		Page	Page 110 of 128

Step No	Procedure Steps	Test Data	Expected Results	Actual Results	Test Status
					

	Project	SPORIFY	Document Type	OQ Script
			Document Version	1.0
Document Name	AG_SPOR_2026.1.0.0_OQ_Audit_Logs		Page	Page 111 of 128


Step No	Procedure Steps	Test Data	Expected Results	Actual Results	Test Status
Step 56	Close the Audit log detail Modal. *PS*	NA	Audit log detail modal is closed.	AE Clive Don Rodrigues 29 Apr 2026 at 05:50 PM	Passed



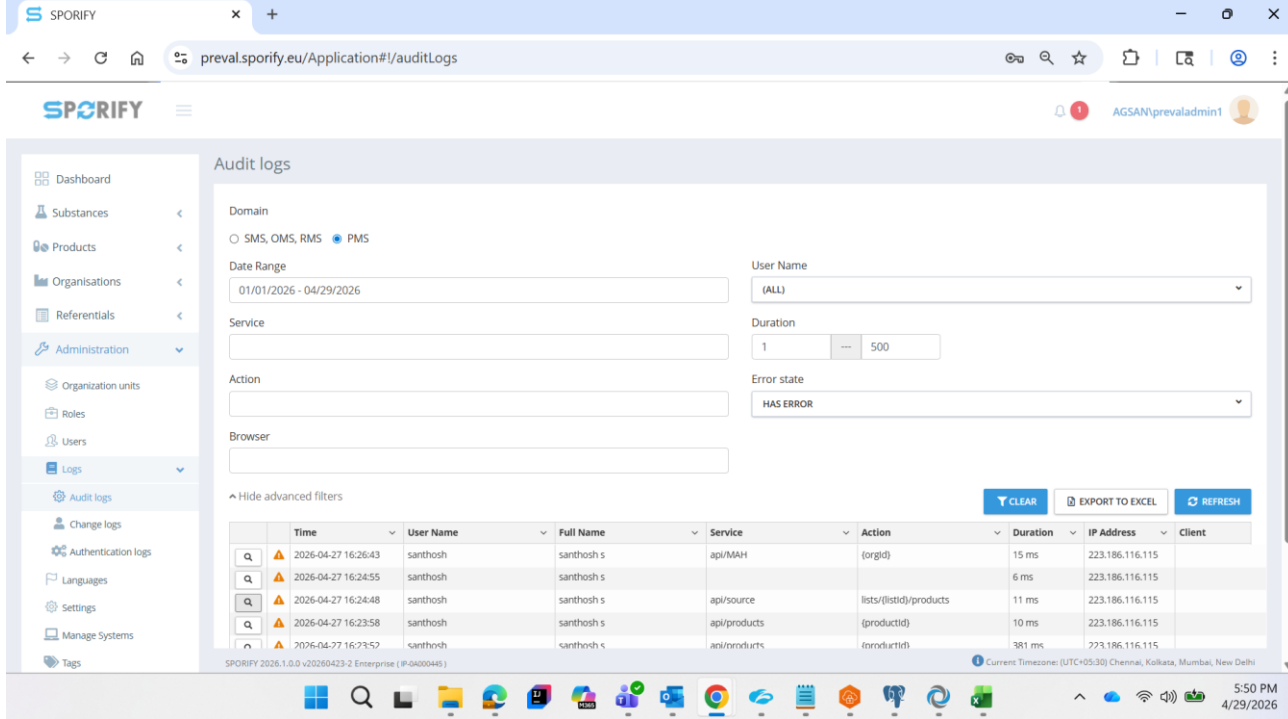
The screenshot shows the SPORIFY application interface. The browser address bar displays 'preval.sporify.eu/Application#/auditLogs'. The application header includes the SPORIFY logo and a user profile for 'AGSAN/prevaladmin1'. The left sidebar contains navigation items: Dashboard, Substances, Products, Organisations, Referentials, Administration, Organization units, Roles, Users, Logs, Audit logs, Change logs, Authentication logs, Languages, Settings, Manage Systems, and Tags. The main content area shows a table of audit logs with the following data:

	Time	User Name	Full Name	Service	Action	Duration	IP Address	Client
Q	2026-04-27 16:26:43	santhosh	santhosh s	api/MAH	(orgId)	15 ms	223.186.116.115	
Q	2026-04-27 16:24:55	santhosh	santhosh s			6 ms	223.186.116.115	
Q	2026-04-27 16:24:48	santhosh	santhosh s	api/source	lists/(listId)/products	11 ms	223.186.116.115	
Q	2026-04-27 16:23:58	santhosh	santhosh s	api/products	(productId)	10 ms	223.186.116.115	
Q	2026-04-27 16:23:52	santhosh	santhosh s	api/products	(productId)	381 ms	223.186.116.115	

The interface also includes a search bar at the top, a 'Hide advanced filters' option, and buttons for 'CLEAR', 'EXPORT TO EXCEL', and 'REFRESH'. The bottom of the screenshot shows the Windows taskbar with the system clock at 5:50 PM on 4/29/2026.


	Project	SPORIFY	Document Type	OQ Script
			Document Version	1.0
Document Name	AG_SPOR_2026.1.0.0_OQ_Audit_Logs		Page	Page 112 of 128

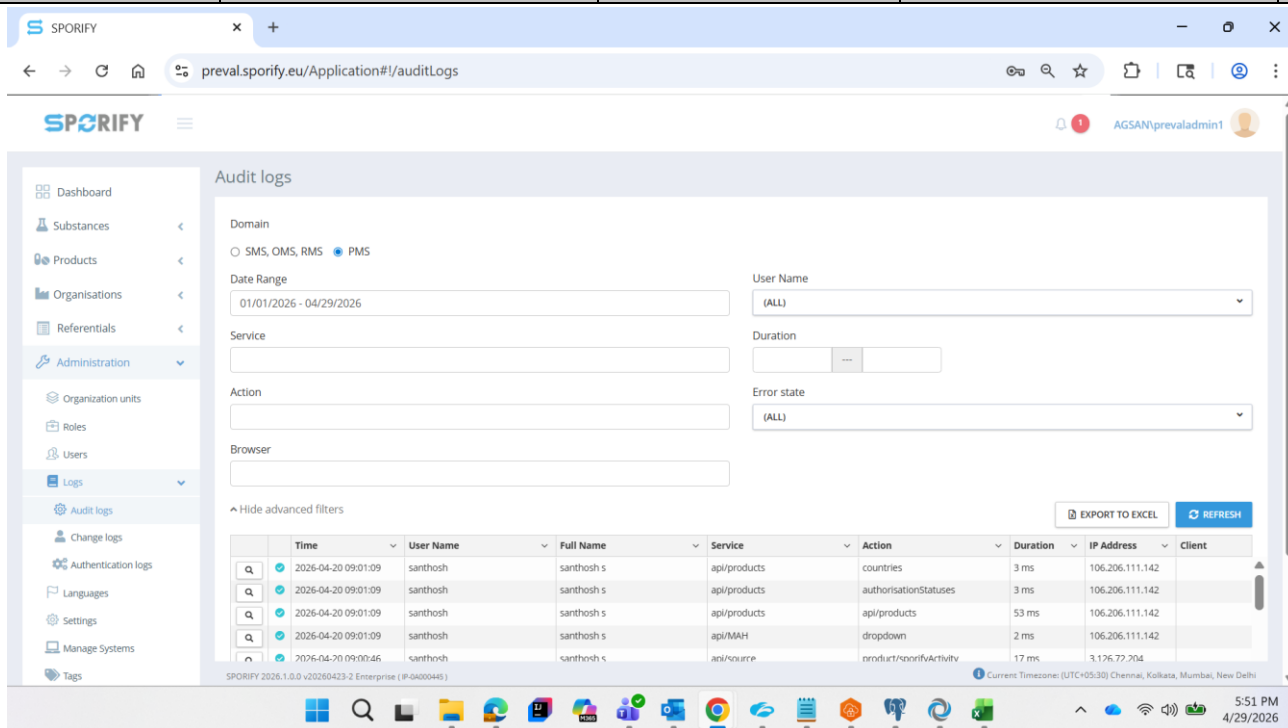
Step No	Procedure Steps	Test Data	Expected Results	Actual Results	Test Status
Step 57	Click on Clear button. *PS*	NA	All the filter criteria are cleared and set to default value except Date Range field.	AE Clive Don Rodrigues 29 Apr 2026 at 05:51 PM	Passed




The screenshot shows the SPORIFY application's Audit logs page. The browser address bar indicates the URL is 'preval.sporify.eu/Application#/auditLogs'. The user is logged in as 'AGSAN/prevaladmin1'. The interface features a sidebar with navigation options including Dashboard, Substances, Products, Organisations, Referentials, Administration, Organization units, Roles, Users, Logs, Audit logs, Change logs, Authentication logs, Languages, Settings, Manage Systems, and Tags. The main content area displays filter criteria for the audit logs, including Domain (SMS, OMS, RMS, PMS), Date Range (01/01/2026 - 04/29/2026), User Name (ALL), Duration (1-500), Action, Error state (HAS ERROR), and Browser. Below the filters, there is a table of audit log entries with columns for Time, User Name, Full Name, Service, Action, Duration, IP Address, and Client. The table shows several entries with error icons, indicating failed requests.

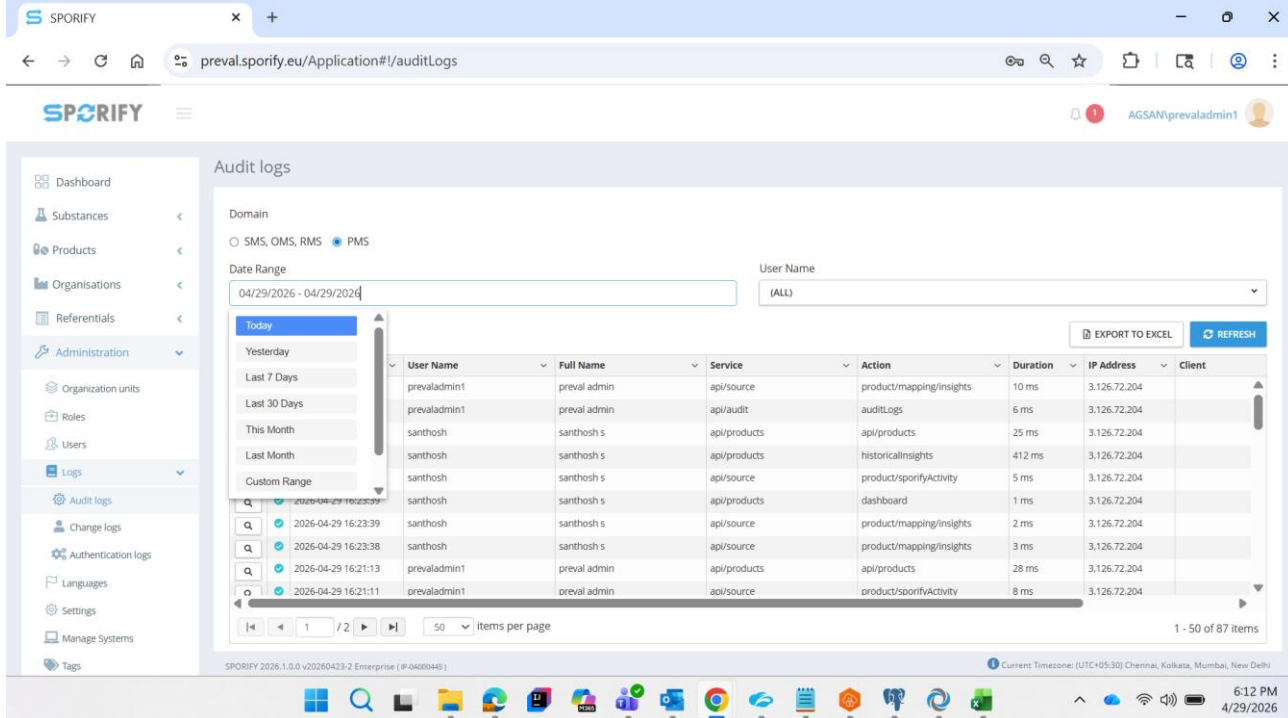
Time	User Name	Full Name	Service	Action	Duration	IP Address	Client
2026-04-27 16:26:43	santhosh	santhosh s	api/MAH	(orgId)	15 ms	223.186.116.115	
2026-04-27 16:24:55	santhosh	santhosh s			6 ms	223.186.116.115	
2026-04-27 16:24:48	santhosh	santhosh s	api/source	lists/(listId)/products	11 ms	223.186.116.115	
2026-04-27 16:23:58	santhosh	santhosh s	api/products	(productId)	10 ms	223.186.116.115	
2026-04-27 16:23:52	santhosh	santhosh s	api/products	(productId)	381 ms	223.186.116.115	

	Project	SPORIFY	Document Type	OQ Script
			Document Version	1.0
Document Name	AG_SPOR_2026.1.0.0_OQ_Audit_Logs		Page	Page 113 of 128

Step No	Procedure Steps	Test Data	Expected Results	Actual Results	Test Status																																																
	 <p>The screenshot displays the 'Audit logs' page in the SPORIFY application. The interface includes a sidebar with navigation options like Dashboard, Substances, Products, Organisations, Referentials, Administration, and Logs. The main content area shows filter options for Domain (SMS, OMS, RMS, PMS), Date Range (01/01/2026 - 04/29/2026), Service, Action, Duration, Error state, and Browser. Below the filters is a table of audit log entries with columns for Time, User Name, Full Name, Service, Action, Duration, IP Address, and Client. The table contains five entries, all with a duration of 3 ms or less, except for one with 53 ms. The system status bar at the bottom indicates the current time as 5:51 PM on 4/29/2026.</p> <table border="1"> <thead> <tr> <th>Time</th> <th>User Name</th> <th>Full Name</th> <th>Service</th> <th>Action</th> <th>Duration</th> <th>IP Address</th> <th>Client</th> </tr> </thead> <tbody> <tr> <td>2026-04-20 09:01:09</td> <td>santhosh</td> <td>santhosh s</td> <td>api/products</td> <td>countries</td> <td>3 ms</td> <td>106.206.111.142</td> <td></td> </tr> <tr> <td>2026-04-20 09:01:09</td> <td>santhosh</td> <td>santhosh s</td> <td>api/products</td> <td>authorisationStatuses</td> <td>3 ms</td> <td>106.206.111.142</td> <td></td> </tr> <tr> <td>2026-04-20 09:01:09</td> <td>santhosh</td> <td>santhosh s</td> <td>api/products</td> <td>api/products</td> <td>53 ms</td> <td>106.206.111.142</td> <td></td> </tr> <tr> <td>2026-04-20 09:01:09</td> <td>santhosh</td> <td>santhosh s</td> <td>api/MAH</td> <td>dropdown</td> <td>2 ms</td> <td>106.206.111.142</td> <td></td> </tr> <tr> <td>2026-04-20 09:00:46</td> <td>santhosh</td> <td>santhosh s</td> <td>api/ksare</td> <td>product/sporifyActivity</td> <td>17 ms</td> <td>1176.77.704</td> <td></td> </tr> </tbody> </table>					Time	User Name	Full Name	Service	Action	Duration	IP Address	Client	2026-04-20 09:01:09	santhosh	santhosh s	api/products	countries	3 ms	106.206.111.142		2026-04-20 09:01:09	santhosh	santhosh s	api/products	authorisationStatuses	3 ms	106.206.111.142		2026-04-20 09:01:09	santhosh	santhosh s	api/products	api/products	53 ms	106.206.111.142		2026-04-20 09:01:09	santhosh	santhosh s	api/MAH	dropdown	2 ms	106.206.111.142		2026-04-20 09:00:46	santhosh	santhosh s	api/ksare	product/sporifyActivity	17 ms	1176.77.704	
Time	User Name	Full Name	Service	Action	Duration	IP Address	Client																																														
2026-04-20 09:01:09	santhosh	santhosh s	api/products	countries	3 ms	106.206.111.142																																															
2026-04-20 09:01:09	santhosh	santhosh s	api/products	authorisationStatuses	3 ms	106.206.111.142																																															
2026-04-20 09:01:09	santhosh	santhosh s	api/products	api/products	53 ms	106.206.111.142																																															
2026-04-20 09:01:09	santhosh	santhosh s	api/MAH	dropdown	2 ms	106.206.111.142																																															
2026-04-20 09:00:46	santhosh	santhosh s	api/ksare	product/sporifyActivity	17 ms	1176.77.704																																															

	Project	SPORIFY	Document Type	OQ Script
			Document Version	1.0
Document Name	AG_SPOR_2026.1.0.0_OQ_Audit_Logs		Page	Page 114 of 128


Step No	Procedure Steps	Test Data	Expected Results	Actual Results	Test Status
Step 58	Enter the filter criteria as mentioned in test data column. *PS*	Date Range: Today User Name: <Logged in user name>	All the filters are set as mentioned in test data column.	Date Range: Today User Name: prevaladmin1 AE Clive Don Rodrigues 29 Apr 2026 at 06:14 PM	Passed

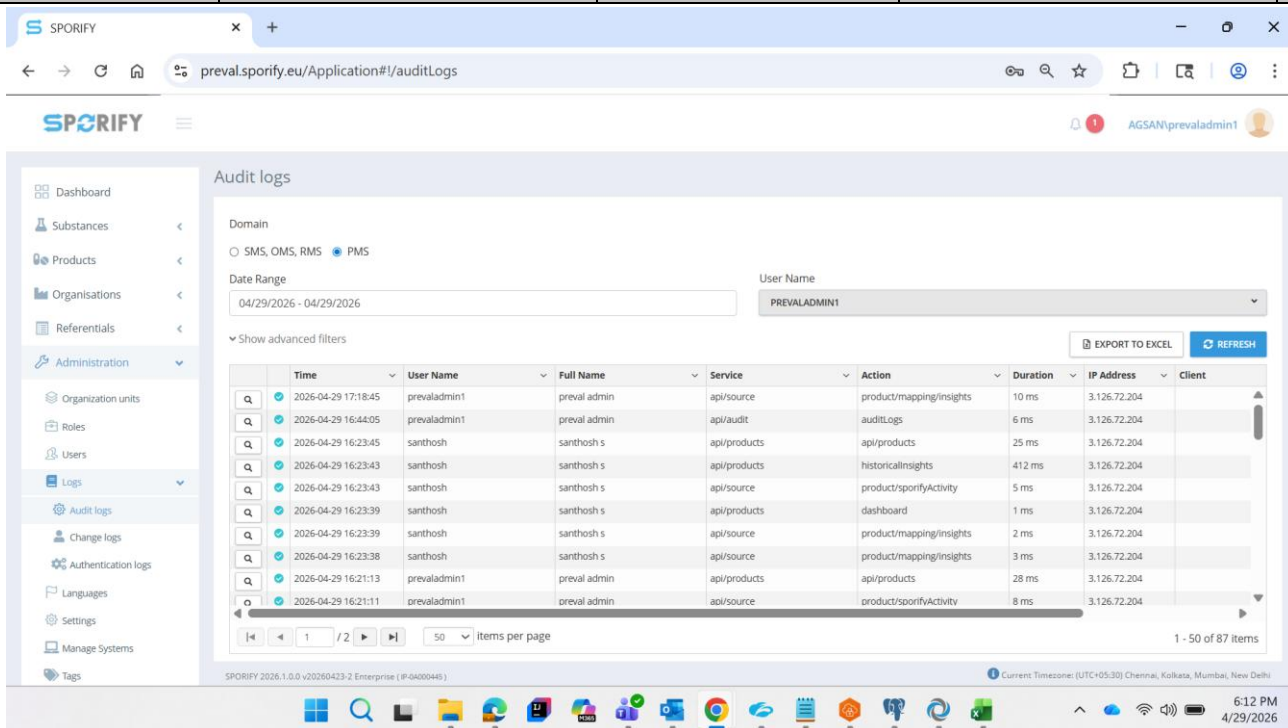



The screenshot displays the SPORIFY web application interface. The browser address bar shows the URL: `preval.sporify.eu/Application#/1/auditLogs`. The application header includes the SPORIFY logo and the user profile for AGSAN\prevaladmin1. The left sidebar contains navigation options such as Dashboard, Substances, Products, Organisations, Referentials, Administration, Organization units, Roles, Users, Logs, Audit logs, Change logs, Authentication logs, Languages, Settings, and Manage Systems. The main content area is titled "Audit logs" and features a filter section with "Domain" (SMS, OMS, RMS, PMS), "Date Range" (04/29/2026 - 04/29/2026), and "User Name" (ALL). Below the filters is a table of audit log entries:

User Name	Full Name	Service	Action	Duration	IP Address	Client
prevaladmin1	preval admin	api/source	product/mapping/insights	10 ms	3.126.72.204	
prevaladmin1	preval admin	api/audit	auditLogs	6 ms	3.126.72.204	
santhosh	santhosh s	api/products	api/products	25 ms	3.126.72.204	
santhosh	santhosh s	api/products	historicalinsights	412 ms	3.126.72.204	
santhosh	santhosh s	api/source	product/sporifyActivity	5 ms	3.126.72.204	
santhosh	santhosh s	api/products	dashboard	1 ms	3.126.72.204	
santhosh	santhosh s	api/source	product/mapping/insights	2 ms	3.126.72.204	
santhosh	santhosh s	api/source	product/mapping/insights	3 ms	3.126.72.204	
prevaladmin1	preval admin	api/products	api/products	28 ms	3.126.72.204	
prevaladmin1	preval admin	api/source	product/sporifyActivity	8 ms	3.126.72.204	

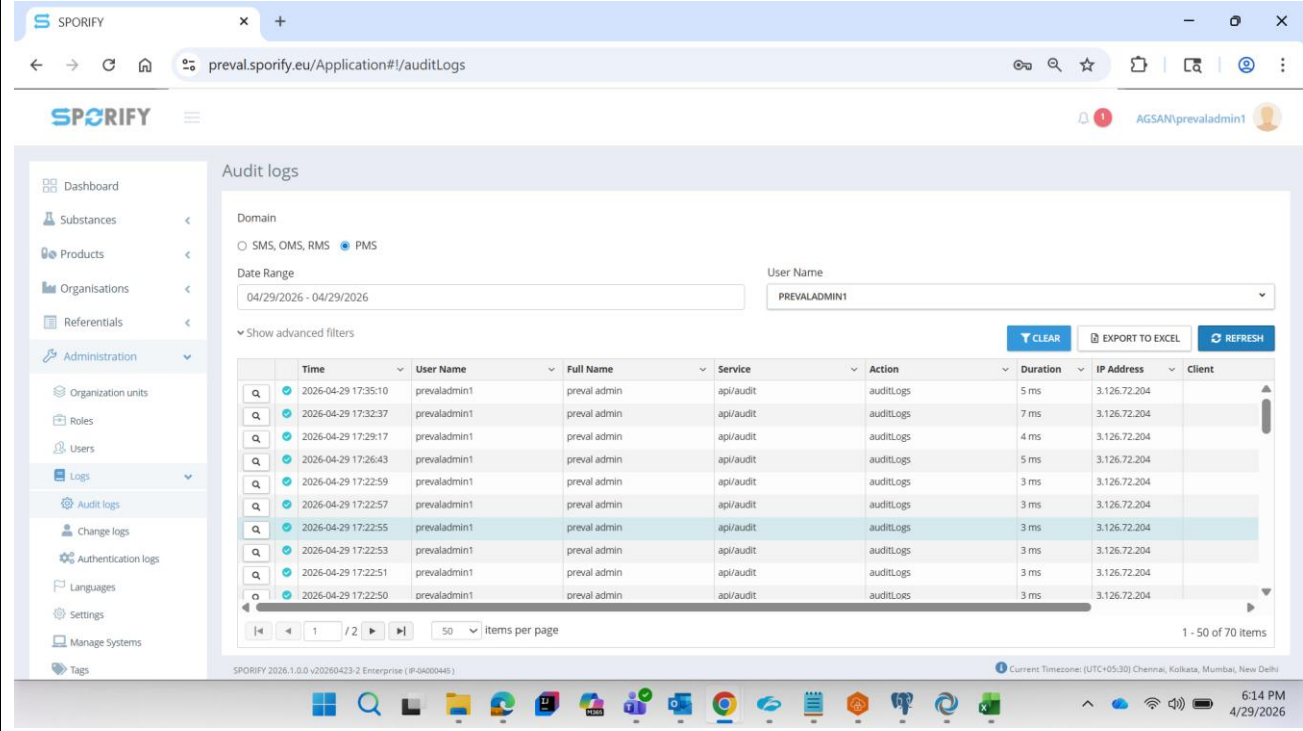
The bottom of the screenshot shows the Windows taskbar with the system clock at 6:12 PM on 4/29/2026.

	Project	SPORIFY	Document Type	OQ Script
			Document Version	1.0
Document Name	AG_SPOR_2026.1.0.0_OQ_Audit_Logs		Page	Page 115 of 128


Step No	Procedure Steps	Test Data	Expected Results	Actual Results	Test Status																																																																																								
	 <p>The screenshot displays the 'Audit logs' section of the SPORIFY application. The interface includes a navigation sidebar on the left with options like Dashboard, Substances, Products, Organisations, Referentials, Administration, Organization units, Roles, Users, Logs, Audit logs, Change logs, Authentication logs, Languages, Settings, Manage Systems, and Tags. The main content area shows filters for Domain (SMS, OMS, RMS, PMS), Date Range (04/29/2026 - 04/29/2026), and User Name (PREVALADMIN1). Below the filters is a table of audit logs with columns for Time, User Name, Full Name, Service, Action, Duration, IP Address, and Client. The table contains 87 items, with the first 10 visible. The system tray at the bottom shows the time as 6:12 PM on 4/29/2026.</p> <table border="1"> <thead> <tr> <th>Time</th> <th>User Name</th> <th>Full Name</th> <th>Service</th> <th>Action</th> <th>Duration</th> <th>IP Address</th> <th>Client</th> </tr> </thead> <tbody> <tr> <td>2026-04-29 17:18:45</td> <td>prevaladmin1</td> <td>preval admin</td> <td>api/source</td> <td>product/mapping/insights</td> <td>10 ms</td> <td>3.126.72.204</td> <td></td> </tr> <tr> <td>2026-04-29 16:44:05</td> <td>prevaladmin1</td> <td>preval admin</td> <td>api/audit</td> <td>auditLogs</td> <td>6 ms</td> <td>3.126.72.204</td> <td></td> </tr> <tr> <td>2026-04-29 16:23:45</td> <td>santhosh</td> <td>santhosh s</td> <td>api/products</td> <td>api/products</td> <td>25 ms</td> <td>3.126.72.204</td> <td></td> </tr> <tr> <td>2026-04-29 16:23:43</td> <td>santhosh</td> <td>santhosh s</td> <td>api/products</td> <td>historicalinsights</td> <td>412 ms</td> <td>3.126.72.204</td> <td></td> </tr> <tr> <td>2026-04-29 16:23:43</td> <td>santhosh</td> <td>santhosh s</td> <td>api/source</td> <td>product/sporifyActivity</td> <td>5 ms</td> <td>3.126.72.204</td> <td></td> </tr> <tr> <td>2026-04-29 16:23:39</td> <td>santhosh</td> <td>santhosh s</td> <td>api/products</td> <td>dashboard</td> <td>1 ms</td> <td>3.126.72.204</td> <td></td> </tr> <tr> <td>2026-04-29 16:23:39</td> <td>santhosh</td> <td>santhosh s</td> <td>api/source</td> <td>product/mapping/insights</td> <td>2 ms</td> <td>3.126.72.204</td> <td></td> </tr> <tr> <td>2026-04-29 16:23:38</td> <td>santhosh</td> <td>santhosh s</td> <td>api/source</td> <td>product/mapping/insights</td> <td>3 ms</td> <td>3.126.72.204</td> <td></td> </tr> <tr> <td>2026-04-29 16:21:13</td> <td>prevaladmin1</td> <td>preval admin</td> <td>api/products</td> <td>api/products</td> <td>28 ms</td> <td>3.126.72.204</td> <td></td> </tr> <tr> <td>2026-04-29 16:21:11</td> <td>prevaladmin1</td> <td>preval admin</td> <td>api/source</td> <td>product/sporifyActivity</td> <td>8 ms</td> <td>3.126.72.204</td> <td></td> </tr> </tbody> </table>					Time	User Name	Full Name	Service	Action	Duration	IP Address	Client	2026-04-29 17:18:45	prevaladmin1	preval admin	api/source	product/mapping/insights	10 ms	3.126.72.204		2026-04-29 16:44:05	prevaladmin1	preval admin	api/audit	auditLogs	6 ms	3.126.72.204		2026-04-29 16:23:45	santhosh	santhosh s	api/products	api/products	25 ms	3.126.72.204		2026-04-29 16:23:43	santhosh	santhosh s	api/products	historicalinsights	412 ms	3.126.72.204		2026-04-29 16:23:43	santhosh	santhosh s	api/source	product/sporifyActivity	5 ms	3.126.72.204		2026-04-29 16:23:39	santhosh	santhosh s	api/products	dashboard	1 ms	3.126.72.204		2026-04-29 16:23:39	santhosh	santhosh s	api/source	product/mapping/insights	2 ms	3.126.72.204		2026-04-29 16:23:38	santhosh	santhosh s	api/source	product/mapping/insights	3 ms	3.126.72.204		2026-04-29 16:21:13	prevaladmin1	preval admin	api/products	api/products	28 ms	3.126.72.204		2026-04-29 16:21:11	prevaladmin1	preval admin	api/source	product/sporifyActivity	8 ms	3.126.72.204	
Time	User Name	Full Name	Service	Action	Duration	IP Address	Client																																																																																						
2026-04-29 17:18:45	prevaladmin1	preval admin	api/source	product/mapping/insights	10 ms	3.126.72.204																																																																																							
2026-04-29 16:44:05	prevaladmin1	preval admin	api/audit	auditLogs	6 ms	3.126.72.204																																																																																							
2026-04-29 16:23:45	santhosh	santhosh s	api/products	api/products	25 ms	3.126.72.204																																																																																							
2026-04-29 16:23:43	santhosh	santhosh s	api/products	historicalinsights	412 ms	3.126.72.204																																																																																							
2026-04-29 16:23:43	santhosh	santhosh s	api/source	product/sporifyActivity	5 ms	3.126.72.204																																																																																							
2026-04-29 16:23:39	santhosh	santhosh s	api/products	dashboard	1 ms	3.126.72.204																																																																																							
2026-04-29 16:23:39	santhosh	santhosh s	api/source	product/mapping/insights	2 ms	3.126.72.204																																																																																							
2026-04-29 16:23:38	santhosh	santhosh s	api/source	product/mapping/insights	3 ms	3.126.72.204																																																																																							
2026-04-29 16:21:13	prevaladmin1	preval admin	api/products	api/products	28 ms	3.126.72.204																																																																																							
2026-04-29 16:21:11	prevaladmin1	preval admin	api/source	product/sporifyActivity	8 ms	3.126.72.204																																																																																							

	Project	SPORIFY	Document Type	OQ Script
			Document Version	1.0
Document Name	AG_SPOR_2026.1.0.0_OQ_Audit_Logs		Page	Page 116 of 128

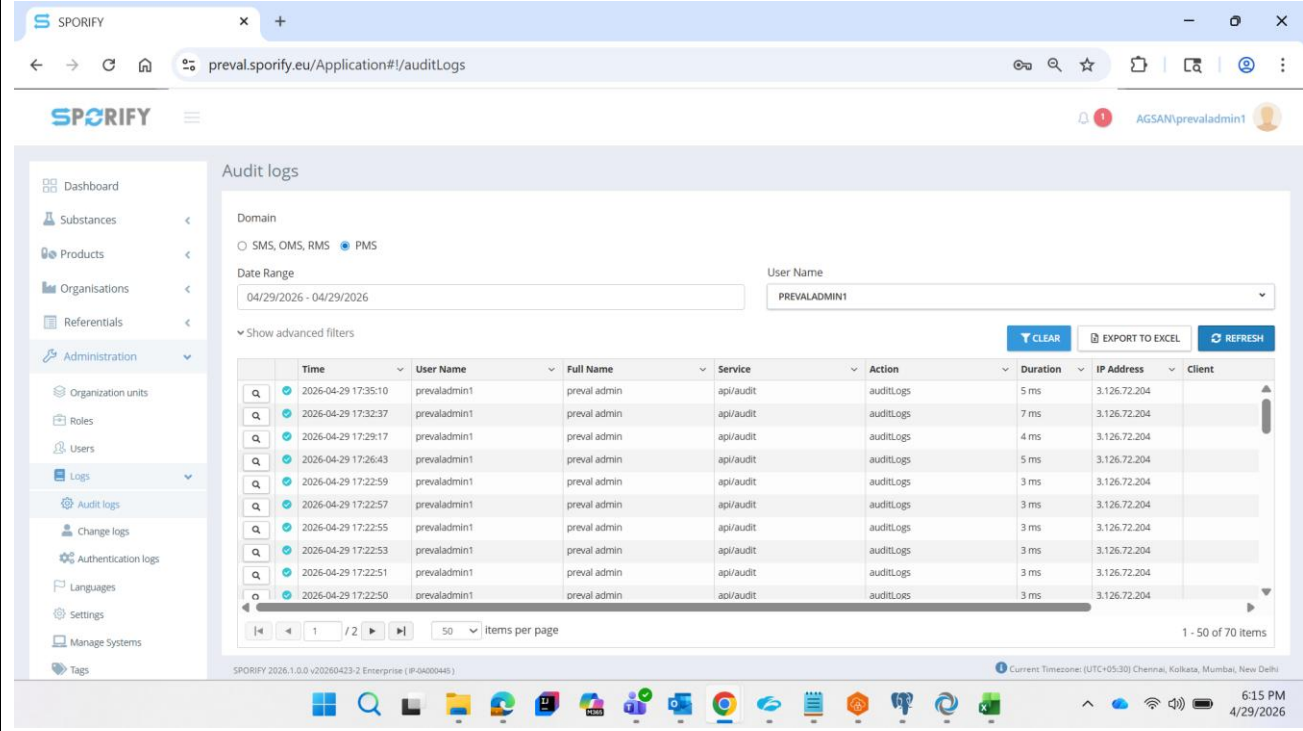
Step No	Procedure Steps	Test Data	Expected Results	Actual Results	Test Status
Step 59	Click the 'Refresh' button. *PS*	NA	The filter is applied and the audit details as per the filter criteria is displayed.	AE Clive Don Rodrigues 29 Apr 2026 at 06:14 PM	Passed



The screenshot displays the SPORIFY application's 'Audit logs' page. The browser address bar shows the URL 'preval.sporify.eu/Application#/auditLogs'. The application interface includes a sidebar with navigation options like Dashboard, Substances, Products, Organisations, Referentials, Administration, Organization units, Roles, Users, Logs, Audit logs, Change logs, Authentication logs, Languages, Settings, Manage Systems, and Tags. The main content area displays a table of audit logs with columns for Time, User Name, Full Name, Service, Action, Duration, IP Address, and Client. The table shows 10 entries for the user 'prevaladmin1' on 2026-04-29, all performing 'auditLogs' actions. The interface also includes filters for Domain (SMS, OMS, RMS, PMS), Date Range (04/29/2026 - 04/29/2026), and User Name (PREVALADMIN1). Buttons for CLEAR, EXPORT TO EXCEL, and REFRESH are visible. The bottom status bar shows the current time as 6:14 PM on 4/29/2026.


	Project	SPORIFY	Document Type	OQ Script
			Document Version	1.0
Document Name	AG_SPOR_2026.1.0.0_OQ_Audit_Logs		Page	Page 117 of 128

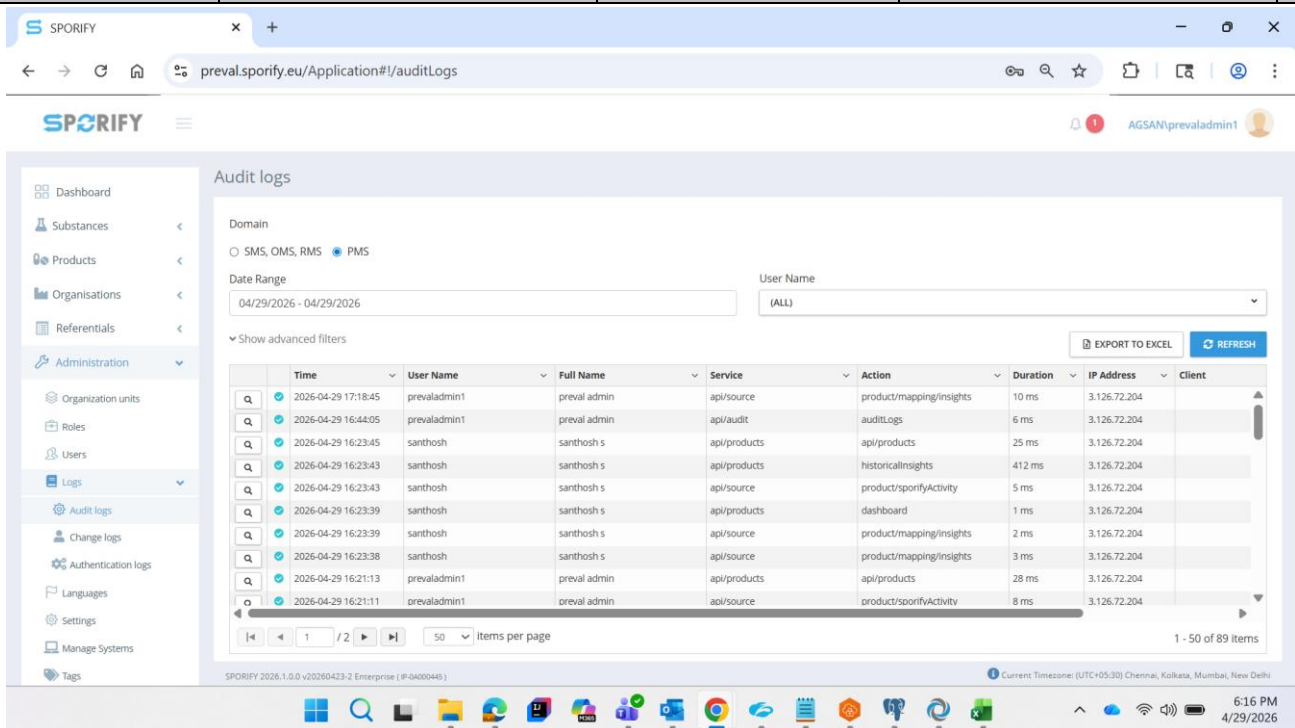
Step No	Procedure Steps	Test Data	Expected Results	Actual Results	Test Status
Step 60	Click on Clear button. *PS*	NA	All the filter criteria are cleared and set to default value except Date Range field.	AE Clive Don Rodrigues 29 Apr 2026 at 06:17 PM	Passed




The screenshot shows the SPORIFY application interface. The main content area displays the 'Audit logs' section. The filters are set to 'Domain: SMS, OMS, RMS, PMS' and 'Date Range: 04/29/2026 - 04/29/2026'. The 'User Name' filter is set to 'PREVALADMIN1'. The table below shows the following data:

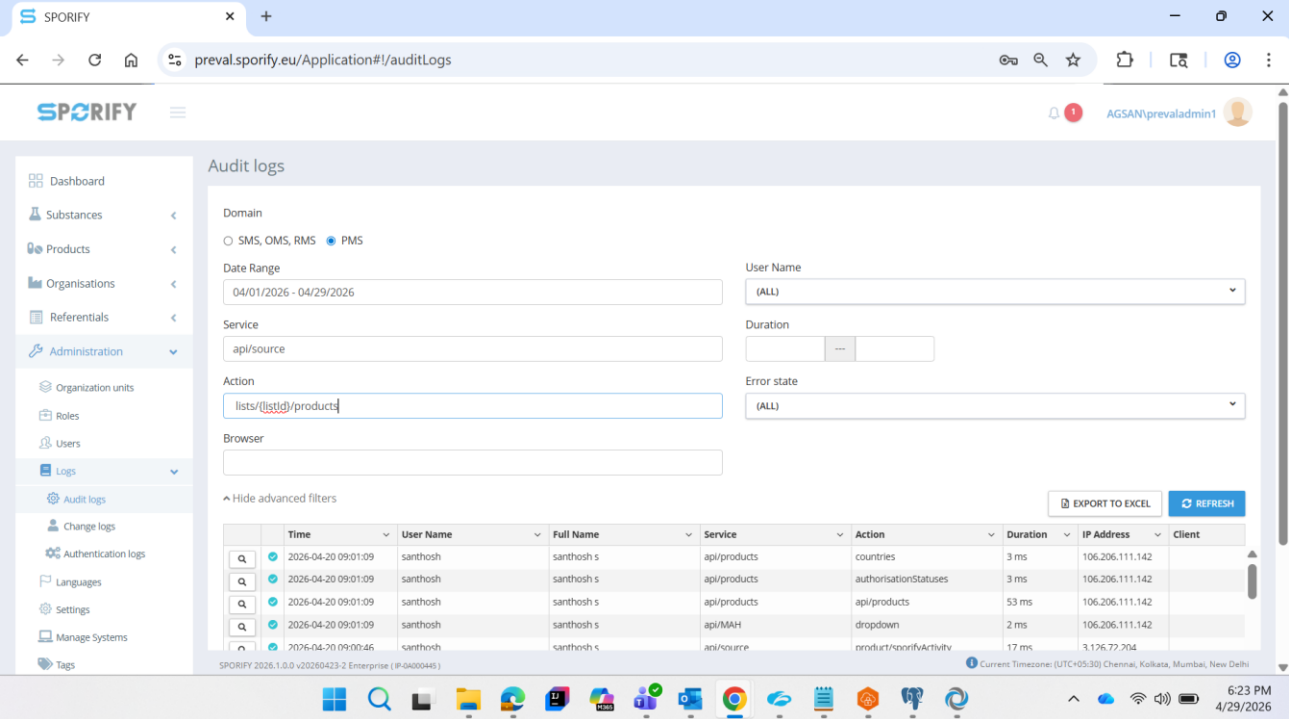
Time	User Name	Full Name	Service	Action	Duration	IP Address	Client
2026-04-29 17:35:10	prevaladmin1	preval admin	api/audit	auditLogs	5 ms	3.126.72.204	
2026-04-29 17:32:37	prevaladmin1	preval admin	api/audit	auditLogs	7 ms	3.126.72.204	
2026-04-29 17:29:17	prevaladmin1	preval admin	api/audit	auditLogs	4 ms	3.126.72.204	
2026-04-29 17:26:43	prevaladmin1	preval admin	api/audit	auditLogs	5 ms	3.126.72.204	
2026-04-29 17:22:59	prevaladmin1	preval admin	api/audit	auditLogs	3 ms	3.126.72.204	
2026-04-29 17:22:57	prevaladmin1	preval admin	api/audit	auditLogs	3 ms	3.126.72.204	
2026-04-29 17:22:55	prevaladmin1	preval admin	api/audit	auditLogs	3 ms	3.126.72.204	
2026-04-29 17:22:53	prevaladmin1	preval admin	api/audit	auditLogs	3 ms	3.126.72.204	
2026-04-29 17:22:51	prevaladmin1	preval admin	api/audit	auditLogs	3 ms	3.126.72.204	
2026-04-29 17:22:50	prevaladmin1	preval admin	api/audit	auditLogs	3 ms	3.126.72.204	


	Project	SPORIFY	Document Type	OQ Script
			Document Version	1.0
Document Name	AG_SPOR_2026.1.0.0_OQ_Audit_Logs		Page	Page 118 of 128

Step No	Procedure Steps	Test Data	Expected Results	Actual Results	Test Status																																																																																								
	 <p>The screenshot displays the 'Audit logs' section of the SPORIFY application. It includes a sidebar with navigation options like Dashboard, Substances, Products, Organisations, Referentials, Administration, Organization units, Roles, Users, Logs, Audit logs, Change logs, Authentication logs, Languages, Settings, Manage Systems, and Tags. The main area shows a table of audit logs with columns for Time, User Name, Full Name, Service, Action, Duration, IP Address, and Client. The table contains 89 items, with the first few rows visible. The interface also features search filters for Domain (SMS, OMS, RMS, PMS), Date Range (04/29/2026 - 04/29/2026), and User Name (ALL). Buttons for 'EXPORT TO EXCEL' and 'REFRESH' are present. The bottom of the screenshot shows the Windows taskbar with the time 6:16 PM on 4/29/2026.</p> <table border="1"> <thead> <tr> <th>Time</th> <th>User Name</th> <th>Full Name</th> <th>Service</th> <th>Action</th> <th>Duration</th> <th>IP Address</th> <th>Client</th> </tr> </thead> <tbody> <tr> <td>2026-04-29 17:18:45</td> <td>prevaladmin1</td> <td>preval admin</td> <td>api/source</td> <td>product/mapping/insights</td> <td>10 ms</td> <td>3.126.72.204</td> <td></td> </tr> <tr> <td>2026-04-29 16:44:05</td> <td>prevaladmin1</td> <td>preval admin</td> <td>api/audit</td> <td>auditLogs</td> <td>6 ms</td> <td>3.126.72.204</td> <td></td> </tr> <tr> <td>2026-04-29 16:23:45</td> <td>santhosh</td> <td>santhosh s</td> <td>api/products</td> <td>api/products</td> <td>25 ms</td> <td>3.126.72.204</td> <td></td> </tr> <tr> <td>2026-04-29 16:23:43</td> <td>santhosh</td> <td>santhosh s</td> <td>api/products</td> <td>historicalinsights</td> <td>412 ms</td> <td>3.126.72.204</td> <td></td> </tr> <tr> <td>2026-04-29 16:23:43</td> <td>santhosh</td> <td>santhosh s</td> <td>api/source</td> <td>product/sporifyActivity</td> <td>5 ms</td> <td>3.126.72.204</td> <td></td> </tr> <tr> <td>2026-04-29 16:23:39</td> <td>santhosh</td> <td>santhosh s</td> <td>api/products</td> <td>dashboard</td> <td>1 ms</td> <td>3.126.72.204</td> <td></td> </tr> <tr> <td>2026-04-29 16:23:39</td> <td>santhosh</td> <td>santhosh s</td> <td>api/source</td> <td>product/mapping/insights</td> <td>2 ms</td> <td>3.126.72.204</td> <td></td> </tr> <tr> <td>2026-04-29 16:23:38</td> <td>santhosh</td> <td>santhosh s</td> <td>api/source</td> <td>product/mapping/insights</td> <td>3 ms</td> <td>3.126.72.204</td> <td></td> </tr> <tr> <td>2026-04-29 16:21:13</td> <td>prevaladmin1</td> <td>preval admin</td> <td>api/products</td> <td>api/products</td> <td>28 ms</td> <td>3.126.72.204</td> <td></td> </tr> <tr> <td>2026-04-29 16:21:11</td> <td>prevaladmin1</td> <td>preval admin</td> <td>api/source</td> <td>product/sporifyActivity</td> <td>8 ms</td> <td>3.126.72.204</td> <td></td> </tr> </tbody> </table>					Time	User Name	Full Name	Service	Action	Duration	IP Address	Client	2026-04-29 17:18:45	prevaladmin1	preval admin	api/source	product/mapping/insights	10 ms	3.126.72.204		2026-04-29 16:44:05	prevaladmin1	preval admin	api/audit	auditLogs	6 ms	3.126.72.204		2026-04-29 16:23:45	santhosh	santhosh s	api/products	api/products	25 ms	3.126.72.204		2026-04-29 16:23:43	santhosh	santhosh s	api/products	historicalinsights	412 ms	3.126.72.204		2026-04-29 16:23:43	santhosh	santhosh s	api/source	product/sporifyActivity	5 ms	3.126.72.204		2026-04-29 16:23:39	santhosh	santhosh s	api/products	dashboard	1 ms	3.126.72.204		2026-04-29 16:23:39	santhosh	santhosh s	api/source	product/mapping/insights	2 ms	3.126.72.204		2026-04-29 16:23:38	santhosh	santhosh s	api/source	product/mapping/insights	3 ms	3.126.72.204		2026-04-29 16:21:13	prevaladmin1	preval admin	api/products	api/products	28 ms	3.126.72.204		2026-04-29 16:21:11	prevaladmin1	preval admin	api/source	product/sporifyActivity	8 ms	3.126.72.204	
Time	User Name	Full Name	Service	Action	Duration	IP Address	Client																																																																																						
2026-04-29 17:18:45	prevaladmin1	preval admin	api/source	product/mapping/insights	10 ms	3.126.72.204																																																																																							
2026-04-29 16:44:05	prevaladmin1	preval admin	api/audit	auditLogs	6 ms	3.126.72.204																																																																																							
2026-04-29 16:23:45	santhosh	santhosh s	api/products	api/products	25 ms	3.126.72.204																																																																																							
2026-04-29 16:23:43	santhosh	santhosh s	api/products	historicalinsights	412 ms	3.126.72.204																																																																																							
2026-04-29 16:23:43	santhosh	santhosh s	api/source	product/sporifyActivity	5 ms	3.126.72.204																																																																																							
2026-04-29 16:23:39	santhosh	santhosh s	api/products	dashboard	1 ms	3.126.72.204																																																																																							
2026-04-29 16:23:39	santhosh	santhosh s	api/source	product/mapping/insights	2 ms	3.126.72.204																																																																																							
2026-04-29 16:23:38	santhosh	santhosh s	api/source	product/mapping/insights	3 ms	3.126.72.204																																																																																							
2026-04-29 16:21:13	prevaladmin1	preval admin	api/products	api/products	28 ms	3.126.72.204																																																																																							
2026-04-29 16:21:11	prevaladmin1	preval admin	api/source	product/sporifyActivity	8 ms	3.126.72.204																																																																																							

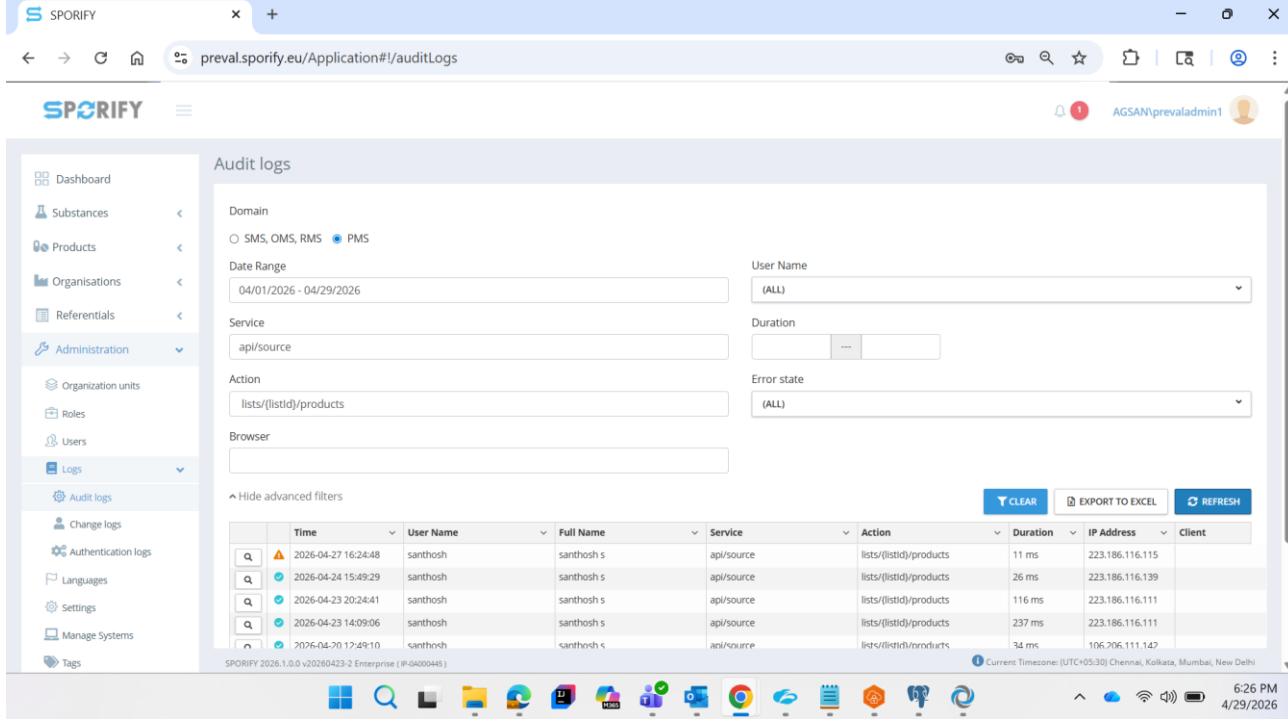
	Project	SPORIFY	Document Type	OQ Script
			Document Version	1.0
Document Name	AG_SPOR_2026.1.0.0_OQ_Audit_Logs		Page	Page 119 of 128

Step No	Procedure Steps	Test Data	Expected Results	Actual Results	Test Status
Step 61	Enter the filter criteria as mentioned in test data column. *PS*	Date Range: <This Month> Service: <api/source> Action: <lists/{listId}/products>	All the filters are set as mentioned in test data column.	Date Range: This Month Service: api/source Action: lists/{listId}/products AE Clive Don Rodrigues 29 Apr 2026 at 06:25 PM	Passed




	Project	SPORIFY	Document Type	OQ Script
			Document Version	1.0
Document Name	AG_SPOR_2026.1.0.0_OQ_Audit_Logs		Page	Page 120 of 128

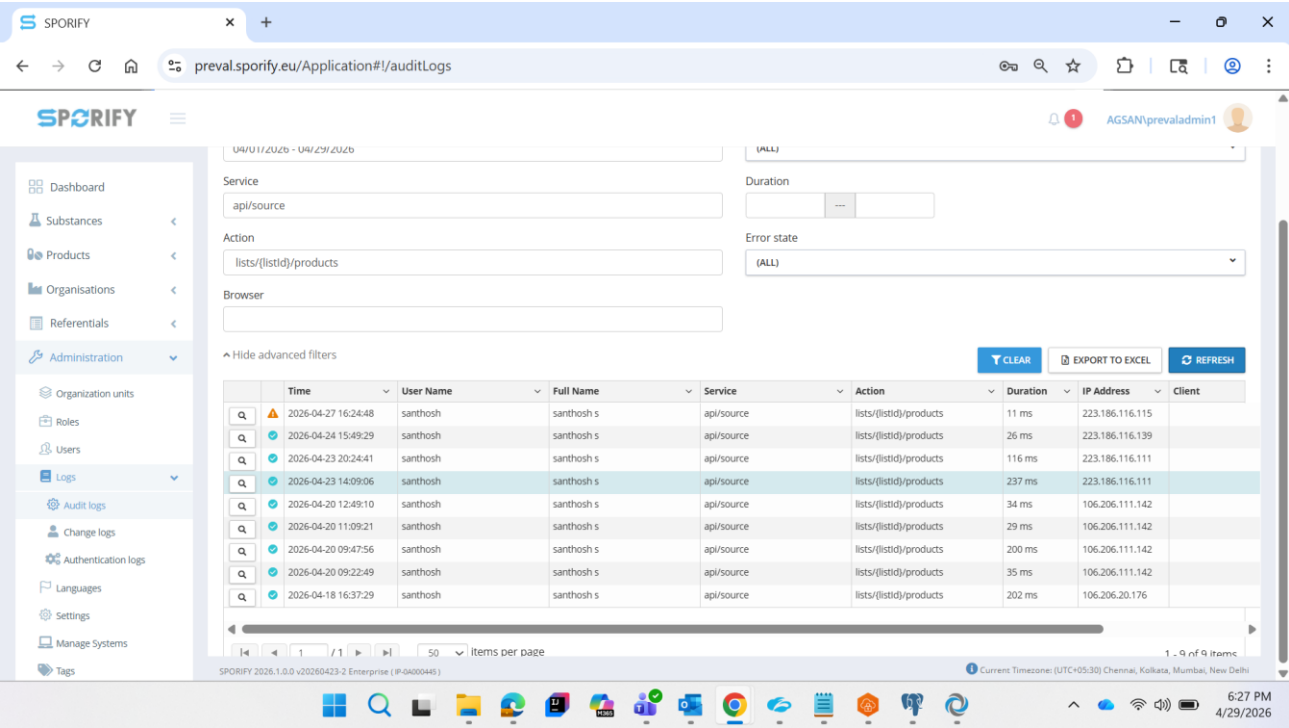
Step No	Procedure Steps	Test Data	Expected Results	Actual Results	Test Status
Step 62	Click the 'Refresh' button. *PS*	NA	The filter is applied and the audit details as per the filter criteria is displayed.	AE Clive Don Rodrigues 29 Apr 2026 at 06:28 PM	Passed




The screenshot displays the 'Audit logs' section of the SPORIFY application. The interface includes a sidebar with navigation options such as Dashboard, Substances, Products, Organisations, Referentials, Administration, and Logs. The main area shows filters for Domain (SMS, OMS, RMS, PMS), Date Range (04/01/2026 - 04/29/2026), Service (api/source), Action (lists/(listid)/products), and Error state (ALL). Below the filters is a table of audit logs with columns for Time, User Name, Full Name, Service, Action, Duration, IP Address, and Client.

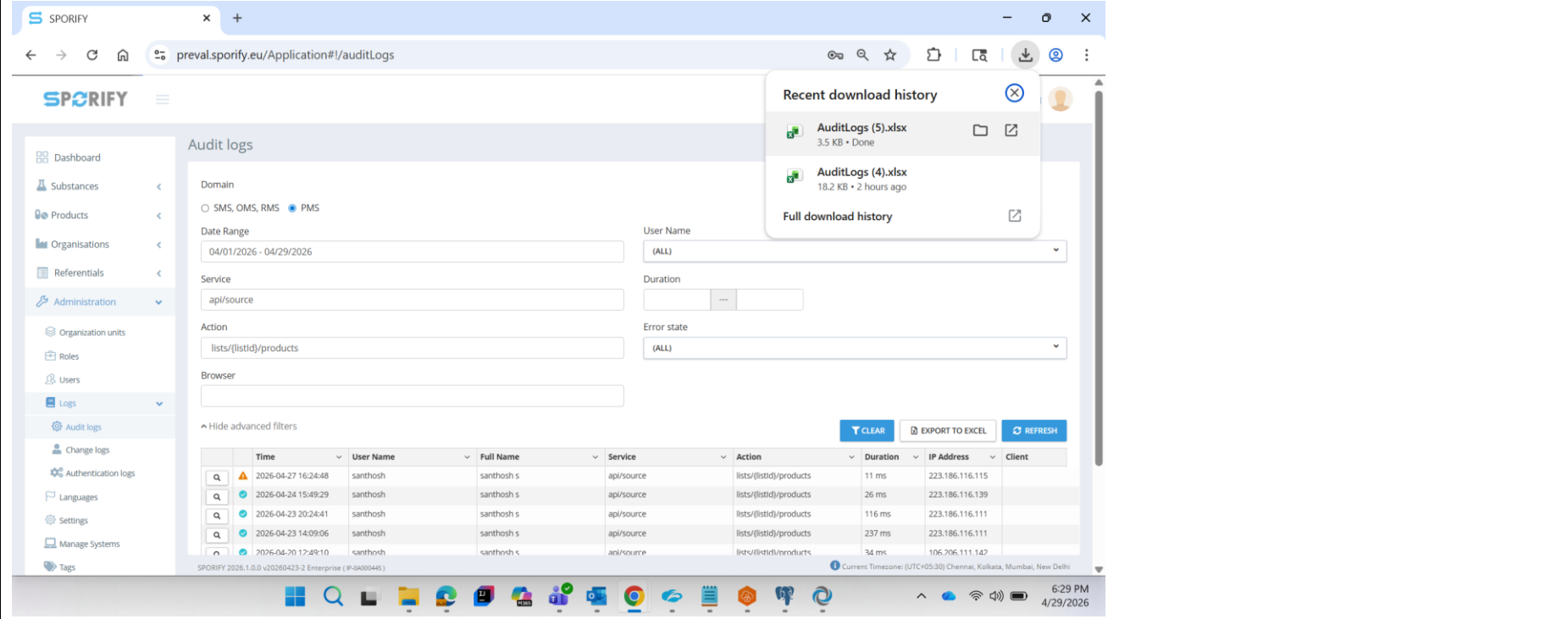
Time	User Name	Full Name	Service	Action	Duration	IP Address	Client
2026-04-27 16:24:48	santhosh	santhosh s	api/source	lists/(listid)/products	11 ms	223.186.116.115	
2026-04-24 15:49:29	santhosh	santhosh s	api/source	lists/(listid)/products	26 ms	223.186.116.139	
2026-04-23 20:24:41	santhosh	santhosh s	api/source	lists/(listid)/products	116 ms	223.186.116.111	
2026-04-23 14:09:06	santhosh	santhosh s	api/source	lists/(listid)/products	237 ms	223.186.116.111	
2026-04-20 17:49:10	santhosh	santhosh s	api/source	lists/(listid)/products	34 ms	106.206.111.142	

	Project	SPORIFY	Document Type	OQ Script
			Document Version	1.0
Document Name	AG_SPOR_2026.1.0.0_OQ_Audit_Logs		Page	Page 121 of 128

Step No	Procedure Steps	Test Data	Expected Results	Actual Results	Test Status
					

	Project	SPORIFY	Document Type	OQ Script
			Document Version	1.0
Document Name	AG_SPOR_2026.1.0.0_OQ_Audit_Logs		Page	Page 122 of 128


Step No	Procedure Steps	Test Data	Expected Results	Actual Results	Test Status
Step 63	FR_ADM_LOG_002: Click on the 'Export To Excel' button. *PS*	NA	The audit logs are exported to Excel and downloaded automatically to the user's device.	AE Clive Don Rodrigues 29 Apr 2026 at 06:29 PM	Passed



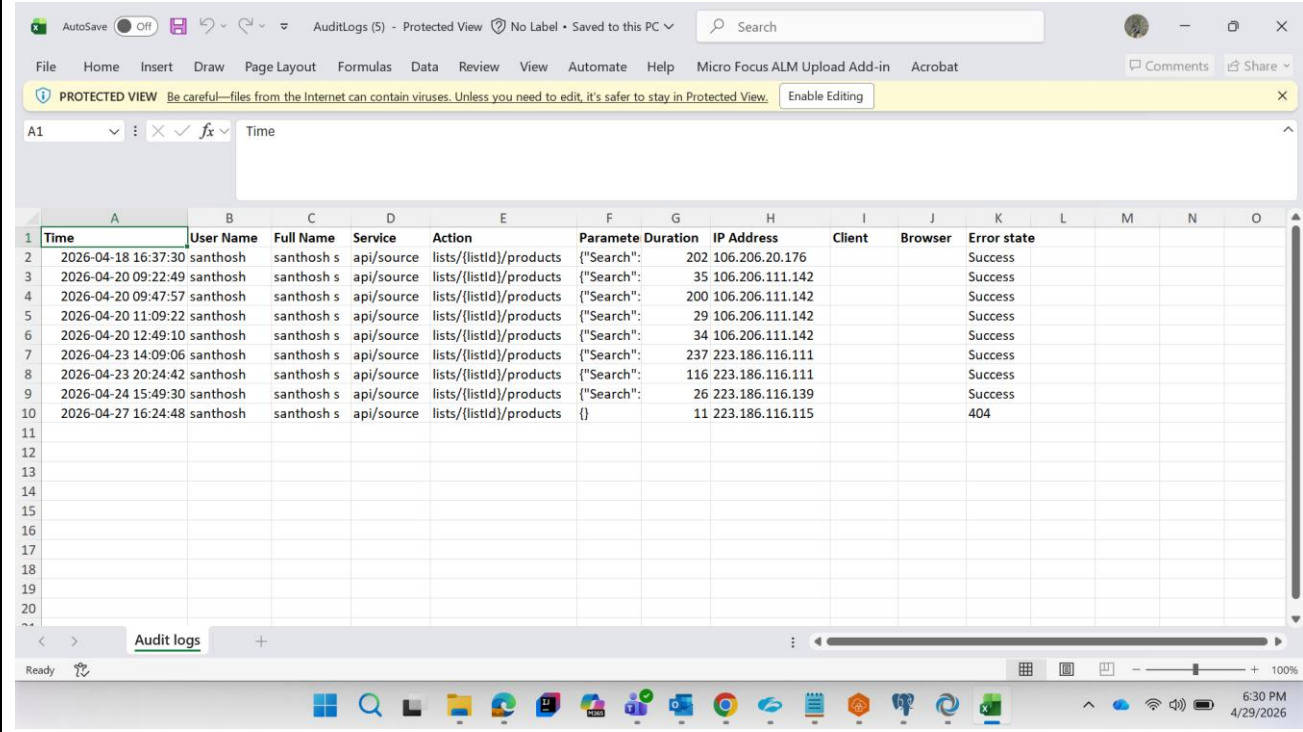
The screenshot displays the SPORIFY application's 'Audit logs' interface. The left sidebar contains navigation items such as Dashboard, Substances, Products, Organisations, Referentials, Administration, Organization units, Roles, Users, Logs, Audit logs, Change logs, Authentication logs, Languages, Settings, Manage Systems, and Tags. The main area features a filter panel with the following settings: Domain (SMS, OMS, RMS, PMS), Date Range (04/01/2026 - 04/29/2026), Service (api/source), Action (lists/(listid)/products), and Error state (ALL). Below the filters is a table of audit log entries:

Time	User Name	Full Name	Service	Action	Duration	IP Address	Client
2026-04-27 16:24:48	santhosh	santhosh s	api/source	lists/(listid)/products	11 ms	223.186.116.115	
2026-04-24 15:49:29	santhosh	santhosh s	api/source	lists/(listid)/products	26 ms	223.186.116.139	
2026-04-23 20:24:41	santhosh	santhosh s	api/source	lists/(listid)/products	116 ms	223.186.116.111	
2026-04-23 14:09:06	santhosh	santhosh s	api/source	lists/(listid)/products	237 ms	223.186.116.111	
2026-04-20 17:49:10	santhosh	santhosh s	api/source	lists/(listid)/products	34 ms	106.206.111.142	

A 'Recent download history' popup is overlaid on the right side of the screen, showing two downloaded Excel files: 'AuditLogs (5).xlsx' (3.5 KB) and 'AuditLogs (4).xlsx' (18.2 KB). The bottom of the screenshot shows the Windows taskbar with the time 6:29 PM on 4/29/2026.


	Project	SPORIFY	Document Type	OQ Script
			Document Version	1.0
Document Name	AG_SPOR_2026.1.0.0_OQ_Audit_Logs		Page	Page 123 of 128

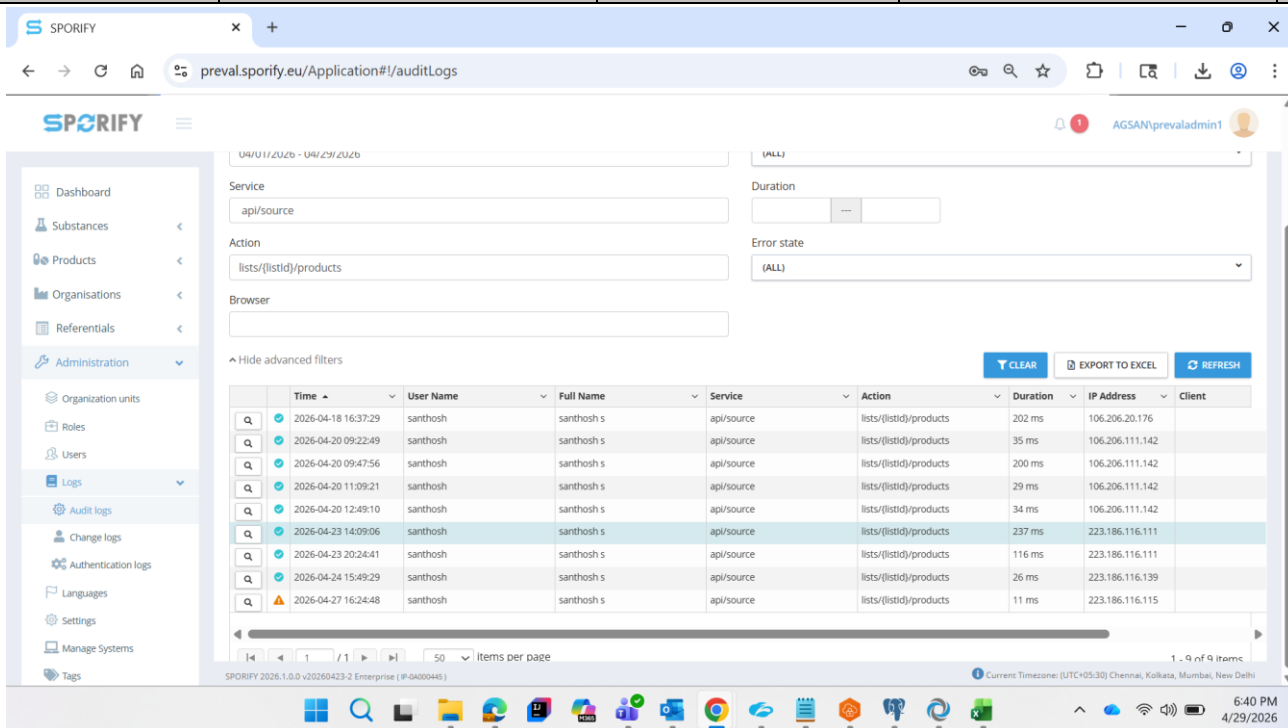
Step No	Procedure Steps	Test Data	Expected Results	Actual Results	Test Status
Step 64	Open the exported Audit logs excel file and verify the audit details. *PS*	NA	Audit log details as per the filtered criteria are available as displayed in application.	AE Clive Don Rodrigues 29 Apr 2026 at 06:41 PM	Passed




The screenshot shows an Excel spreadsheet titled "Audit logs" in Protected View. The spreadsheet contains the following data:


Time	User Name	Full Name	Service	Action	Paramete	Duration	IP Address	Client	Browser	Error state
2026-04-18 16:37:30	santhosh	santhosh s	api/source	lists/(/listId)/products	{"Search":	202	106.206.20.176			Success
2026-04-20 09:22:49	santhosh	santhosh s	api/source	lists/(/listId)/products	{"Search":	35	106.206.111.142			Success
2026-04-20 09:47:57	santhosh	santhosh s	api/source	lists/(/listId)/products	{"Search":	200	106.206.111.142			Success
2026-04-20 11:09:22	santhosh	santhosh s	api/source	lists/(/listId)/products	{"Search":	29	106.206.111.142			Success
2026-04-20 12:49:10	santhosh	santhosh s	api/source	lists/(/listId)/products	{"Search":	34	106.206.111.142			Success
2026-04-23 14:09:06	santhosh	santhosh s	api/source	lists/(/listId)/products	{"Search":	237	223.186.116.111			Success
2026-04-23 20:24:42	santhosh	santhosh s	api/source	lists/(/listId)/products	{"Search":	116	223.186.116.111			Success
2026-04-24 15:49:30	santhosh	santhosh s	api/source	lists/(/listId)/products	{"Search":	26	223.186.116.139			Success
2026-04-27 16:24:48	santhosh	santhosh s	api/source	lists/(/listId)/products	{}	11	223.186.116.115			404

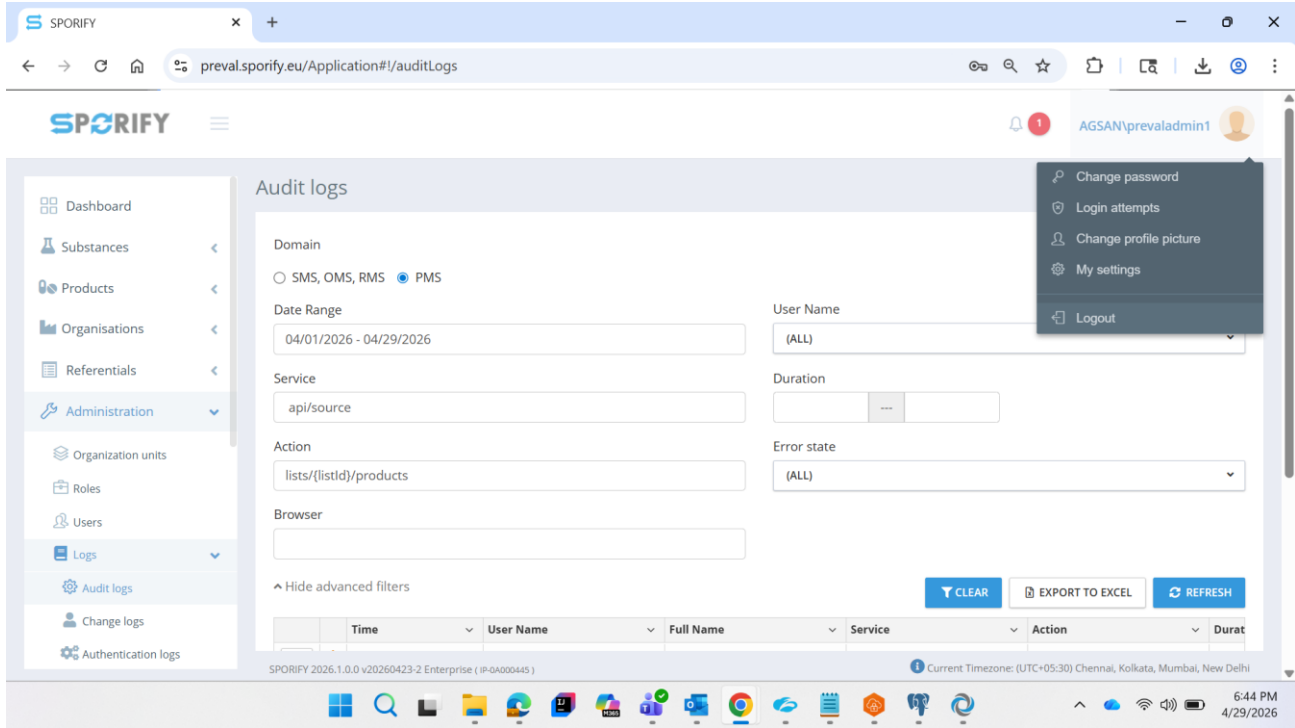
	Project	SPORIFY	Document Type	OQ Script
			Document Version	1.0
Document Name	AG_SPOR_2026.1.0.0_OQ_Audit_Logs		Page	Page 124 of 128


Step No	Procedure Steps	Test Data	Expected Results	Actual Results	Test Status																																																																																
	 <p>The screenshot shows the SPORIFY application interface with the audit logs section open. The browser address bar shows 'preval.sporify.eu/Application#/auditLogs'. The user is logged in as 'AGSAN\prevaladmin1'. The audit logs table contains the following data:</p> <table border="1"> <thead> <tr> <th>Time</th> <th>User Name</th> <th>Full Name</th> <th>Service</th> <th>Action</th> <th>Duration</th> <th>IP Address</th> <th>Client</th> </tr> </thead> <tbody> <tr> <td>2026-04-18 16:37:29</td> <td>santhosh</td> <td>santhosh s</td> <td>api/source</td> <td>lists/(listid)/products</td> <td>202 ms</td> <td>106.206.20.176</td> <td></td> </tr> <tr> <td>2026-04-20 09:22:49</td> <td>santhosh</td> <td>santhosh s</td> <td>api/source</td> <td>lists/(listid)/products</td> <td>35 ms</td> <td>106.206.111.142</td> <td></td> </tr> <tr> <td>2026-04-20 09:47:56</td> <td>santhosh</td> <td>santhosh s</td> <td>api/source</td> <td>lists/(listid)/products</td> <td>200 ms</td> <td>106.206.111.142</td> <td></td> </tr> <tr> <td>2026-04-20 11:09:21</td> <td>santhosh</td> <td>santhosh s</td> <td>api/source</td> <td>lists/(listid)/products</td> <td>29 ms</td> <td>106.206.111.142</td> <td></td> </tr> <tr> <td>2026-04-20 12:49:10</td> <td>santhosh</td> <td>santhosh s</td> <td>api/source</td> <td>lists/(listid)/products</td> <td>34 ms</td> <td>106.206.111.142</td> <td></td> </tr> <tr> <td>2026-04-23 14:09:06</td> <td>santhosh</td> <td>santhosh s</td> <td>api/source</td> <td>lists/(listid)/products</td> <td>237 ms</td> <td>223.186.116.111</td> <td></td> </tr> <tr> <td>2026-04-23 20:24:41</td> <td>santhosh</td> <td>santhosh s</td> <td>api/source</td> <td>lists/(listid)/products</td> <td>116 ms</td> <td>223.186.116.111</td> <td></td> </tr> <tr> <td>2026-04-24 15:49:29</td> <td>santhosh</td> <td>santhosh s</td> <td>api/source</td> <td>lists/(listid)/products</td> <td>26 ms</td> <td>223.186.116.139</td> <td></td> </tr> <tr> <td>2026-04-27 16:24:48</td> <td>santhosh</td> <td>santhosh s</td> <td>api/source</td> <td>lists/(listid)/products</td> <td>11 ms</td> <td>223.186.116.115</td> <td></td> </tr> </tbody> </table>					Time	User Name	Full Name	Service	Action	Duration	IP Address	Client	2026-04-18 16:37:29	santhosh	santhosh s	api/source	lists/(listid)/products	202 ms	106.206.20.176		2026-04-20 09:22:49	santhosh	santhosh s	api/source	lists/(listid)/products	35 ms	106.206.111.142		2026-04-20 09:47:56	santhosh	santhosh s	api/source	lists/(listid)/products	200 ms	106.206.111.142		2026-04-20 11:09:21	santhosh	santhosh s	api/source	lists/(listid)/products	29 ms	106.206.111.142		2026-04-20 12:49:10	santhosh	santhosh s	api/source	lists/(listid)/products	34 ms	106.206.111.142		2026-04-23 14:09:06	santhosh	santhosh s	api/source	lists/(listid)/products	237 ms	223.186.116.111		2026-04-23 20:24:41	santhosh	santhosh s	api/source	lists/(listid)/products	116 ms	223.186.116.111		2026-04-24 15:49:29	santhosh	santhosh s	api/source	lists/(listid)/products	26 ms	223.186.116.139		2026-04-27 16:24:48	santhosh	santhosh s	api/source	lists/(listid)/products	11 ms	223.186.116.115	
Time	User Name	Full Name	Service	Action	Duration	IP Address	Client																																																																														
2026-04-18 16:37:29	santhosh	santhosh s	api/source	lists/(listid)/products	202 ms	106.206.20.176																																																																															
2026-04-20 09:22:49	santhosh	santhosh s	api/source	lists/(listid)/products	35 ms	106.206.111.142																																																																															
2026-04-20 09:47:56	santhosh	santhosh s	api/source	lists/(listid)/products	200 ms	106.206.111.142																																																																															
2026-04-20 11:09:21	santhosh	santhosh s	api/source	lists/(listid)/products	29 ms	106.206.111.142																																																																															
2026-04-20 12:49:10	santhosh	santhosh s	api/source	lists/(listid)/products	34 ms	106.206.111.142																																																																															
2026-04-23 14:09:06	santhosh	santhosh s	api/source	lists/(listid)/products	237 ms	223.186.116.111																																																																															
2026-04-23 20:24:41	santhosh	santhosh s	api/source	lists/(listid)/products	116 ms	223.186.116.111																																																																															
2026-04-24 15:49:29	santhosh	santhosh s	api/source	lists/(listid)/products	26 ms	223.186.116.139																																																																															
2026-04-27 16:24:48	santhosh	santhosh s	api/source	lists/(listid)/products	11 ms	223.186.116.115																																																																															

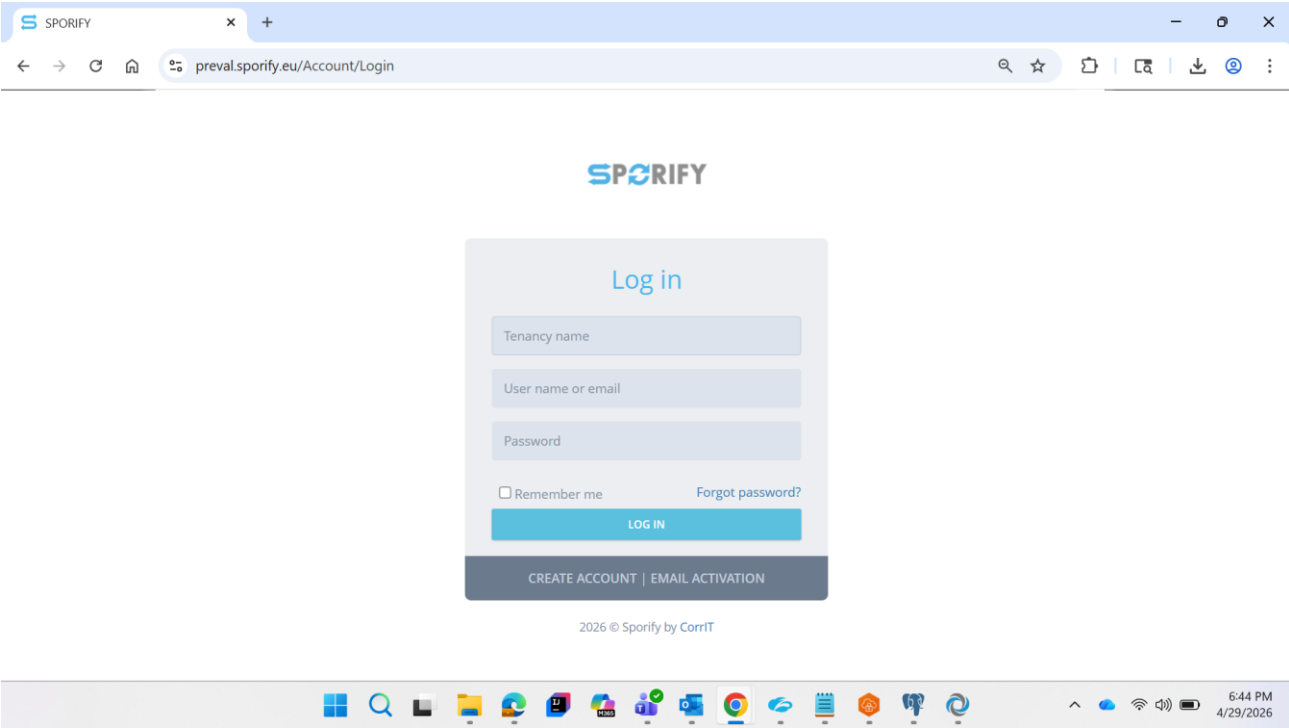
	Project	SPORIFY	Document Type	OQ Script
			Document Version	1.0
Document Name	AG_SPOR_2026.1.0.0_OQ_Audit_Logs		Page	Page 125 of 128


Step No	Procedure Steps	Test Data	Expected Results	Actual Results	Test Status
Step 65	Click on User Account details and click on Logout option. *PS*	NA	The SPORIFY application Log in page is displayed.	AE Clive Don Rodrigues 29 Apr 2026 at 06:44 PM	Passed

	Project	SPORIFY	Document Type	OQ Script
			Document Version	1.0
Document Name	AG_SPOR_2026.1.0.0_OQ_Audit_Logs		Page	Page 126 of 128

Step No	Procedure Steps	Test Data	Expected Results	Actual Results	Test Status
					

	Project	SPORIFY	Document Type	OQ Script
			Document Version	1.0
Document Name	AG_SPOR_2026.1.0.0_OQ_Audit_Logs		Page	Page 127 of 128

Step No	Procedure Steps	Test Data	Expected Results	Actual Results	Test Status
					

	Project	SPORIFY	Document Type	OQ Script
			Document Version	1.0
Document Name	AG_SPOR_2026.1.0.0_OQ_Audit_Logs		Page	Page 128 of 128

7. Post Execution Signatures

Executed By :	Clive Don Rodrigues 00003187 Executor	Date:	29 Apr 2026 at 06:45 PM
Reviewed By :	Santhosh Subramanyam 00002803 Reviewer	Date:	12 May 2026 at 03:19 PM
Approved By :	Arun Dominick 00002459 Approver	Date:	12 May 2026 at 08:28 PM